

Mission statement of McKinleyville Community Services District:
“Provide McKinleyville with safe and reliable water, wastewater, lighting, open space, parks and recreation, and library services in an environmentally and fiscally responsible manner.”

**NOTICE IS HEREBY GIVEN THAT A REGULAR MEETING OF THE
MCKINLEYVILLE COMMUNITY SERVICES DISTRICT BOARD OF DIRECTORS
WILL BE HELD**

WEDNESDAY, APRIL 7, 2021 AT 6:30/7:00 p.m.

TELECONFERENCE Via ZOOM & TELEPHONE:

Use ZOOM MEETING ID: 837 8195 5401 (<https://us02web.zoom.us/j/83781955401>) **or DIAL
IN TOLL FREE: 1-888-788-0099 (No Password Required!)**

To participate, please teleconference using the toll free number listed above, or join through the internet at the Zoom App with weblink and ID number listed above, or the public may submit written comments to the Board Secretary at: comments@mckinleyvillecsd.com up until 4:30 p.m. on Tuesday, April 6, 2021.

All Public Comment received before the above deadline will be provided to the Board at 9 a.m. on Wednesday, April 7, 2021 in a supplemental packet information that will also be posted on the website for public viewing.

CLOSED SESSION AGENDA – Edited (3/31/21)

6:30 p.m.

A. CALL TO ORDER

A.1 Roll Call

A.2 PUBLIC COMMENT AND WRITTEN COMMUNICATIONS

*Any person may address the Board at this time upon any subject not identified on this Agenda but within the jurisdiction of the McKinleyville Community Services District; however, any matter that requires action will be referred to staff for a report of action at a subsequent Committee or Board meeting. As to matters on the Agenda, an opportunity will be given to address the Board when the matter is considered. **Comments are limited to 3 minutes.** Letters should be used for complex issues.*

- Zoom Public Comment: When the MCSD Board President announces the agenda item that you wish to comment on, you must use the “raise your hand” feature that is present at the bottom of your screen. If you are on the phone, you will need to press star (*) 9 on your phone, which will raise your hand. When it is time for public comment on the item you wish to speak on, you will be recognized by the Board President and you will be allowed to unmute (please note, your unmute and video are disabled throughout the meeting, and your audio only will be enabled when called upon, and you will be able to unmute at that time). You will have 3 minutes to comment.

A.3 Closed Session Discussion

At any time during the regular session, the Board may adjourn to closed session to consider existing or anticipated litigation, liability claims, real property negotiations, license and permit determinations, threats to security, public employee appointments, personnel matters, evaluations and discipline, labor negotiations, or to discuss with legal counsel matters within the attorney-client privilege.

A. CONFERENCE WITH LEGAL COUNSEL— Liability Claim (Gov. Code Section 54956.9(d)(2)):
Claimant: L. Altman (Refund Claim)

B. CONFERENCE WITH REAL PROPERTY NEGOTIATORS (Gov. Code Section 54956.8.)
Property: 2195 Hewitt Road, McKinleyville, CA (APN 509-021-045-000)
MCSD Negotiator: Pat Kaspari (MCSD GM); Russell Gans (MCSD General Counsel)
Negotiating Parties: Doug Shaw/American Hospital Management Corporation, a CA corp.
Under negotiation: Price and Terms of Payment

REGULAR MEETING AGENDA

7:00 p.m.

A. CALL TO ORDER

A.1 Report out from Closed Session

A.2 Roll Call

A.3 Pledge of Allegiance

A.4 Additions to the Agenda

Items may be added to the Agenda in accordance with Section 54954.2(b)(2) of the Government Code (Brown Act), upon a determination by two-thirds vote of the members of the legislative body present at the time of the meeting, or, if less than two-thirds of the members are present, a unanimous vote of those members present, that there is a need to take immediate action and that the need for action came to the attention of the McKinleyville Community Services District after the Agenda was posted.

A.5 Approval of the Agenda

B. PUBLIC HEARINGS

These are items of a Quasi-Judicial or Legislative nature. Public comments relevant to these proceedings are invited.

NO PUBLIC HEARING SCHEDULED

C. PUBLIC COMMENT AND WRITTEN COMMUNICATIONS

*Any person may address the Board at this time upon any subject not identified on this Agenda but within the jurisdiction of the McKinleyville Community Services District; however, any matter that requires action will be referred to staff for a report of action at a subsequent Committee or Board meeting. As to matters on the Agenda, an opportunity will be given to address the Board when the matter is considered. **Comments are limited to 3 minutes.** Letters should be used for complex issues.*

- Zoom Public Comment: When the MCSD Board President announces the agenda item that you wish to comment on, you must use the “raise your hand” feature that is present at the bottom of your screen. If you are on the phone, you will need to press star (*) 9 on your phone, which will raise your hand. When it is time for public comment on the item you wish to speak on, you will be recognized by the Board President and you will be allowed to unmute (please note, your unmute and video are disabled throughout the meeting, and your audio

only will be enabled when called upon, and you will be able to unmute at that time). You will have 3 minutes to comment.

D. CONSENT CALENDAR

Consent Calendar items are expected to be routine and non-controversial, to be acted upon by the Board of Directors at one time without discussion. If any Board member, staff member, or interested person requests that an item be removed from the Consent Calendar, it shall be removed so that it may be acted upon separately.

- D.1 Consider Approval of the Minutes of the Board of Directors Regular Meeting on March 3, 2021
Attachment 1 – Draft Minutes from March 3, 2021
- D.2 Consider Approval of February 2021 Treasurer’s Report
- D.3 Compliance with State Double Check Valve (DCV) Law
- D.4 Consider Appeal from Amber Wills Requesting a Variance from Connecting Proposed Second Unit to Districts Water and Sewer
Attachment 1 – Amber Wills Appeal
- D.5 Approve Revised Notice of Exemption of Wastewater System Energy Efficiency and Renewable Energy Project Including Installation of Solar Panels and Battery Energy Supply System at Wastewater Management Facility
Attachment 1 – CEQA Notice of Exemption for MCSD Wastewater System Energy Efficiency and Renewable Energy Project – Revised
Attachment 2 – CEQA Notice of Exemption for MCSD Wastewater System Energy Efficiency and Renewable Energy Project filed with Humboldt County Clerk on 07/15/2016
- D.6 Approve Submittal of Letter to the Department of Toxic Substance Control (DTSC) Encouraging the State to Direct Funds to Investigate and Cleanup the Former McNamara and Peepe Lumber Mill
Attachment 1 – MCSD Letter to DTSC
Attachment 2 – Vicinity Parcel Map of McNamara & Peepe Site
Attachment 3 – December 28, 2018 DTSC Letter Decertifying Remedial Action Certificate
Attachment 4 – July 23, 2020 Letter from Thomas Law Group to DTSC

E. CONTINUED AND NEW BUSINESS

- E.1 Consider Second Reading and Adoption of Ordinance No. 2021-04 Adding Regulation 68, Latent Powers, to Article VI: Miscellaneous, of the MCSD Rules and Regulations (Action)
Attachment 1 – Ordinance No. 2021-04
- E.2 Consider Adoption of Resolution 2021-07 Revising the Board Policy Manual, Appendix A, to Formalize Support of the McKinleyville Municipal Advisory Committee and Clarify the Board’s Role and Responsibilities (Action)
Attachment 1 – Resolution 2021-07

Attachment 2 – Tracked Changes, Board Policy Manual Appendix A, MMAC Section

- E.3 Approve Notice of Exemption for the Acquisition of Community Forest Land and approve Community Forest Project in Principle (Action)
Attachment 1 – CEQA Notice of Exemption for MCSD Community Forest Project
Attachment 2 – Map of Proposed Community Forest
Attachment 3 – Grant agreement between Trust for Public Lands and State of California Natural Resource Agency
- E.4 Consider Adopting Resolutions 2021-10 & 2021-11 Initiating Proceedings for the Measure B Maintenance Assessment District -- Renewal for Parks, Open Space, and Recreational Facilities Annual Levy and Collection of Assessments for Fiscal Year 2021/2022; Declaring Intention to Levy and Collect the Fiscal Year 2021/2022 Annual Assessments for the Measure B Maintenance Assessment District -- Renewal for Parks, Open Space, and Recreational Facilities, Accepting and Approving the Engineer's Report and Setting the Public Hearing (Action)
Attachment 1 – Resolution 2021-10
Attachment 2 – Resolution 2021-11
Attachment 3 – Draft Annual Engineer's Report for Fiscal Year 2021-2022
- E.5 Review Parks and General Fund DRAFT Operating Budget, FY 2021-22 (Information)
Attachment 1 – FY 2021-22 DRAFT Parks/General Fund Operating Budget
Attachment 2 – FY 2021-22 Measure B Operating Budget
- E.6 Initiate Process for General Manager's Annual Performance Evaluation (Board President Appointment)
Attachment 1 – General Manager Employment Agreement
Page 6-7, Paragraph 8: Performance Evaluation
Attachment 2 – Board of Director's Evaluation Form
Attachment 3 – Department Head 360 Performance Evaluation of GM
- E.7 Approve Notice of Exemption for Implementation of Recycled Water Planning Grant (Action)
Attachment 1 – CEQA Notice of Exemption for SWRCB Recycled Water Planning Grant

F. REPORTS

No specific action is required on these items, but the Board may discuss any particular item as required.

F.1 ACTIVE COMMITTEE REPORTS

- a. Parks and Recreation Committee (Binder/Clark-Peterson)
- b. Area Fund (John Kulstad/Clark-Peterson)
- c. Redwood Region Economic Development Commission (Clark-Peterson/Binder)

- d. McKinleyville Senior Center Board Liaison (Clark-Peterson/Binder)
- e. Audit (Orsini/Couch)
- f. Employee Negotiations (Couch)
- g. McKinleyville Municipal Advisory Committee (Orsini)
- h. Humboldt Local Agency Formation Commission (Couch)
- i. Environmental Matters Committee (Couch/Clark-Peterson)
- j. AdHoc Committee – Community Forest (Mayo/Orsini)
- k. AdHoc Committee – Latent Powers (Couch/Orsini)

F.2 LEGISLATIVE AND REGULATORY REPORTS

F.3 STAFF REPORTS

- a. Support Services Department (Colleen M.R. Trask)
- b. Operations Department (James Henry)
- c. Parks & Recreation Department (Lesley Frisbee)
- d. General Manager (Pat Kaspari)
 - Attachment 1 – WWMF Monthly Self-Monitoring Report

F.4 PRESIDENT'S REPORT

F.5 BOARD MEMBER COMMENTS, ANNOUNCEMENTS, REPORTS AND AGENDA ITEMS REQUESTS

G. ADJOURNMENT

Posted 5:00 pm on April 2, 2021

Pursuant to California Government Code Section 54957.5, this agenda and complete Board packet are available for public inspection on the web at McKinleyvillecsd.com/minutes or upon request at the MCSD office, 1656 Sutter Road, McKinleyville. A complete packet is also available for viewing at the McKinleyville Library at 1606 Pickett Road, McKinleyville. If you would like to receive the complete packet via email, free of charge, contact the Board Secretary at (707)839-3251 to be added to the mailing list.

McKinleyville Community Services District will, on request, make agendas available in appropriate alternative formats to persons with a disability, as required by Section 202 of the Americans with Disabilities Act of 1990 (42 U.S.C. Sec. 12132), and the federal rules and regulations adopted in implementation thereof. Individuals who need this agenda in an alternative format or who need a disability-related modification or accommodation in order to participate in the meeting should contact the Board Secretary at (707) 839-3251. Notification 48 hours prior to the meeting will enable the District to make reasonable arrangements for accommodations.

This Page Left Intentionally Blank

McKinleyville Community Services District

BOARD OF DIRECTORS

April 7, 2021

TYPE OF ITEM: **ACTION**

ITEM: D.1 **Consider Approval of the Minutes of the Board of Directors**

PRESENTED BY: **April Sousa, Board Secretary**

TYPE OF ACTION: **Roll Call Vote – Consent Calendar**

Recommendation:

Staff recommends the approval of the Minutes of the Board of Directors for the March 3, 2021 meeting.

Discussion:

The Draft minutes are attached for the above listed meeting. A reminder that the minutes are approved by the legislative body that is the Board of Directors, not individual members of the Board who were present at a meeting.

Alternatives:

Staff analysis consists of the following potential alternative

- Take No Action

Fiscal Analysis:

Not applicable

Environmental Requirements:

Not applicable

Exhibits/Attachments:

- Attachment 1 – Draft Minutes from March 3, 2021

MINUTES OF THE CLOSED/REGULAR MEETING OF THE MCKINLEYVILLE COMMUNITY SERVICES DISTRICT HELD ON WEDNESDAY, MARCH 3, 2021 7:00 P.M.

TELECONFERENCE Via ZOOM & TELEPHONE:

ZOOM MEETING ID: 826 6940 6232 (<https://zoom.us/j/82669406232>) and TOLL FREE: 1-888-788-0099

AGENDA ITEM A. CALL TO ORDER:

A.1 Roll Call: The regular session of the Board of Directors of McKinleyville Community Services District convened at 7:01 pm with the following Directors and staff in attendance:

Dennis Mayo, President	Pat Kaspari, General Manager
David Couch, Vice President	Colleen Trask, Finance Director
Scott Binder, Director	James Henry, Operations Director
Joellen Clark-Peterson, Director	Lesley Frisbee, Recreation Director
Greg Orsini, Director	April Sousa, Board Secretary

A.2 Pledge of Allegiance: The Pledge of Allegiance was led by Director Binder.

A.3 Additions to the Agenda: General Manager Kaspari asked for the addition of an item to discuss the District becoming a signatory on a support letter by ACWA (Association of California Water Agencies) for SB323.

Motion: It was moved to approve the Agenda with this addition.

Motion by: Director Orsini; **Second:** Director Couch

There were no comments from the Board or public.

Roll Call: Ayes: Binder, Clark-Peterson, Couch, Orsini, and Mayo Nays: None Absent: None

Motion Summary: Motion Passed

AGENDA ITEM B. PUBLIC HEARINGS: There were no Public Hearings.

AGENDA ITEM C. PUBLIC COMMENT AND WRITTEN COMMUNICATIONS:

There were no public comments or written communications.

AGENDA ITEM D. CONSENT CALENDAR:

- D.1 Consider Approval of the Minutes of the Board of Directors Regular Meeting on February 3, 2021**
- D.2 Consider Approval of January 2020 Treasurer's Report**
- D.3 Compliance with State Double Check Valve (DCV) Law**
- D.4 Approve Conflict Waiver Relating to the Exclusive Representation of Humboldt Bay Municipal Water District (HBMWD) by Mitchell Law Firm in Connection with the Contemplated Trinidad Rancheria Water Mainline Extension - Pulled**
- D.5 Consider Approval of District becoming a Listed Supporter to the Special Districts Provide Essential Services Act of 2021 (S.91/H.R.535)**
- D.6 Approve Second Amendment to the Cell Tower Lease with PWM, Inc. for Existing Cell Towers at District Headquarters Property**
- D.7 2020 Wastewater Management Facility Annual Report to the North Coast Regional Water Quality Control Board (NCRWQCM)**
- D.8 Adoption of Resolution 2021-09 Adopting COVID-19 Policies and Procedures for McKinleyville Community Services District**
- D.9 Consider Adoption Resolution 2021-07 Approving the Revisions of the Board Policy Manual Appendix A Referring to the McKinleyville Municipal Advisory Committee Board Appointment - Removed**

D.10 Approval of Hiller Sports Complex Facility Use Agreement Contracts Between MCSD and the Following Youth Sport Organizations: Mad River Girls Fastpitch Softball (Humboldt ASA); and McKinleyville Little League

Item D.4 was pulled to discuss later. Item D.9 was removed to be placed on a future agenda.

Motion: It was moved to approve the Consent Calendar items except D.4 and D.9.

Motion by: Director Orsini; **Second:** Director Binder

There were no comments from the Board or public.

Roll Call: Ayes: Binder, Clark-Peterson, Couch, Orsini, and Mayo Nays: None Absent: None

Motion Summary: Motion Passed

D.4 Approve Conflict Waiver Relating to the Exclusive Representation of Humboldt Bay Municipal Water District (HBMWD) by Mitchell Law Firm in Connection with the Contemplated Trinidad Rancheria Water Mainline Extension

Director Orsini asked the General Manager to give a review of this item for new members of the Board.

Director Couch asked clarifying questions regarding an alternative lawyer. There was no public comment.

Motion: It was moved to authorize the Board President to sign the Consent relating to exclusive representation of HBMWD to the Mitchell Law Firm in connection with the contemplated Trinidad Rancheria water mainline extension feasibility study and possible construction.

Motion by: Director Orsini; **Second:** Director Couch

Roll Call: Ayes: Binder, Clark-Peterson, Couch, Orsini, and Mayo Nays: None Absent: None

Motion Summary: Motion Passed

AGENDA ITEM E. CONTINUED AND NEW BUSINESS:

E.1 Consider Adoption of Resolution 2021-05 Recognizing, Honoring and Commending Chris Reed for Ten (10) Years of Service

Operations Director James Henry reviewed this item. Chris Reed was available for the Board, staff, and the public to recognize and honor with comments.

Motion: It was moved to approve Resolution 2021-05 recognizing, honoring, and commending Chris Reed for ten (10) years of Service.

Motion by: Director Orsini; **Second:** Director Clark-Peterson

Roll Call: Ayes: Binder, Clark-Peterson, Couch, Orsini, and Mayo Nays: None Absent: None

Motion Summary: Motion Passed

E.2 Consider Adoption of Resolution 2021-06 Adoption of the District's Section of the Humboldt Operational Area Hazard Mitigation Plan

General Manager Kaspari gave an overview of this item and noted it was required for grant funding. The Board asked clarifying questions. There was no public comment.

Motion: Adopt Resolution 2021-06 adopting the relevant sections of the Humboldt County Operational Area Hazard Mitigation Plan.

Motion by: Director Couch; **Second:** Director Binder

Roll Call: Ayes: Binder, Clark-Peterson, Couch, Orsini, and Mayo Nays: None Absent: None

Motion Summary: Motion Passed

E.3 Consider First Reading of Ordinance No. 2021-04 Adding Regulation 68, Latent Powers, to Article VI: Miscellaneous, of the MCSD Rules and Regulations

General Manager Kaspari reviewed this item. There were no comments from the Board or public.

Motion: Approve the first reading of Ordinance no. 2021-04 Adding in Regulation 68, Latent Powers, to Article VI: Miscellaneous, of the MCSD Rules and Regulations, and adopting Rule 68.01-Introduction, Rule 68.02-Exercising Latent Powers, and Rule 68.03-Services for those Experiencing Homelessness, by title only.

Motion by: Director Orsini; **Second:** Director Clark-Peterson

Roll Call: Ayes: Binder, Clark-Peterson, Couch, Orsini, and Mayo Nays: None Absent: None

Motion Summary: Motion Passed

E.4 Consider Attendance at the California Special District Association (CSDA) Special Districts Virtual Legislative Days May 18-19, 2021

Board Secretary April Sousa reviewed this item. The Board discussed attendance and vocalized their interest. There was no public comment.

Motion: Authorize interested Board Members to attend the CSDA Special Districts Virtual Legislative Days on May 18-19, 2021.

Motion by: Director Binder; **Second:** Director Couch

Roll Call: Ayes: Binder, Clark-Peterson, Couch, Orsini, and Mayo Nays: None Absent: None

Motion Summary: Motion Passed

E.5 Consider Adoption of Resolution 2021-08 Nominating Gregory Orsini to the California Special District Association (CSDA) Board of Directors, Seat A: Northern Network

President Mayo and Director Orsini gave a short review of this item for the Board and answered clarifying questions. The remaining Board members gave supporting comments for this nomination. There was no public comment.

Motion: Adopt Resolution 2021-08 nominating Director Gregory Orsini to the CSDA Board of Directors, Seat A: Northern Network.

Motion by: Director Binder; **Second:** Director Couch

Roll Call: Ayes: Binder, Clark-Peterson, Couch, Orsini, and Mayo Nays: None Absent: None

Motion Summary: Motion Passed

E.6 Review Information for the Draft Capital Improvement Plan for the Operational Funds: Water, Wastewater, and Streetlights, FY2021-22

General Manager Kaspari and Finance Director Colleen Trask reviewed the information on the Capital Improvement Plan for the Operation Funds: Water, Wastewater, and Streetlights, for the upcoming fiscal year. Director Orsini asked for more information in the narrative regarding the Heavy Equipment items and noted that the Streetlights information was not included.

Clarifying Questions were asked regarding the parameters of the reserve funds and how the "Pay-Go" policy relates to the Capital Improvement Plan projects. There was no public comment.

This item was informational only; no action taken.

E.7 Discussion and Consideration to become a Signatory for ACWA's (Association of California Water Agencies) Coalition Letter Supporting SB 323.

This item was reviewed by the General Manager. The Board offered supporting comments regarding this legislation.

Motion: Authorize the General Manager to sign a letter of support for SB323.

Motion by: Director Orsini; **Second:** Director Binder

Roll Call: Ayes: Binder, Clark-Peterson, Couch, Orsini, and Mayo Nays: None Absent: None

Motion Summary: Motion Passed

AGENDA ITEM F. REPORTS

F.1 ACTIVE COMMITTEE REPORTS

- a. **Parks and Recreation Committee (Binder/Clark-Peterson):** Nothing further to report besides Director Frisbee's report.
- b. **Area Fund (John Kulstad/Clark-Peterson):** Did not meet.
- c. **Redwood Region Economic Development Commission (Clark-Peterson/Binder):** Director Clark-Peterson gave a report on a request presented at the meeting regarding sending a letter to request the clean up of an old mill location off Glendale Dr. that has the potential to contaminate the water supply. She asked for this to be on a future agenda.
- d. **McKinleyville Senior Center Advisory Council (Clark-Peterson/Binder):** Did not meet.
- e. **Audit (Orsini/Couch):** Met to discuss the Finance Director recruitment.
- f. **Employee Negotiations (Couch/Mayo):** Did not meet.
- g. **McKinleyville Municipal Advisory Committee (Orsini/Binder):** Director Orsini reported on the meeting which included updates from the Fire Department and re-election of officers.
- h. **Local Agency Formation Commission (Couch):** Nothing to report.
- i. **Environmental Matters Committee (Couch/Clark-Peterson):** Did not meet.
- j. **Ad Hoc Community Forest Committee (Mayo/Orsini):** A brief report was given.
- k. **Ad Hoc Latent Powers Committee (Orsini/Couch):** Nothing further to report; items will be placed on future agendas and committee will meet as needed to review items.

F.2 LEGISLATIVE AND REGULATORY REPORTS

None

F.3 STAFF REPORTS

- a. **Support Services Department (Colleen M.R. Trask):** Finance Director, Colleen Trask, noted that there would likely be a budget modification for the Parks and Recreation budget at the May meeting.
- b. **Operations Department (James Henry):** Operations Director, James Henry, had nothing further to add to his written report.
- c. **Parks & Recreation Department (Lesley Frisbee):** Recreation Director, Lesley Frisbee, had nothing further to add to her written report.
- d. **General Manager (Patrick Kaspari):** General Manager Kaspari highlighted the 4.5-million-gallon tank and sewer crossing funding.

F.3.2 PRESIDENT'S REPORT: Offered time for Supervisor Madrone to speak to the Board. Supervisor Madrone mentioned the partnership between the County and the District regarding the leases of the Sheriff substation and the Library.

F.4 BOARD MEMBER COMMENTS, ANNOUNCEMENTS, REPORTS AND AGENDA ITEM REQUESTS:

The item requested during the RREDC meeting report was reiterated at this time.

G. ADJOURNMENT:

Meeting Adjourned at 8:50 p.m.

April Sousa, CMC, Board Secretary

**McKinleyville Community Services District
Treasurer's Report
February 2021**

Table of Contents

Page 2	Investments & Cash Flow Report
Page 3	Consolidated Balance Sheet by Fund
Page 4	Activity Summary by Fund with Selected Graphic Comparisons
Page 11	Capital Expenditure Report
Page 12	Summary of Long-Term Debt Report
Page 13	Cash Disbursement Report

Ratios

as of February 28, 2021

- Utility Accounts Receivable Turnover Days	13
- YTD Breakeven Revenue, Water Fund:	\$ 1,619,090
- YTD Actual Water Sales:	\$ 2,734,473
- Days of Cash on Hand-Operations Checking/MM	198

**McKinleyville Community Services District
Investments & Cash Flow Report
as of February 28, 2021**

Petty Cash & Change Funds 9,197.46

Cash

Operating & Money Market - Beginning Balance 3,377,536.84

Cash Receipts:

Utility Billings & Other Receipts 674,230.48
 Money Market Account Interest 86.22
 Transfers from County Funds #2560, #4240, CalTRUST, Meas. B -
 Other Cash Receipts (Pmt of SRF Solar Proj Grant Receivable) -

Total Cash Receipts 674,316.70

Cash Disbursements:

Transfers to County Funds #2560, #4240, CalTRUST -
 Payroll Related Expenditures (246,244.38)
 Debt Service (72,676.31)
 Capital & Other Expenditures (incl. Hiller Trailer purchase) (425,665.94)

Total Cash Disbursements (744,586.63)

Operating & Money Market - Ending Balance 3,307,266.91

Total Cash 3,316,464.37

Investments *(Interest and Market Valuation will be re-calculated as part of the year-end close, if material)*

LAIF - Beginning Balance 138,432.30
 Interest Income 218.88

LAIF - Ending Balance 138,651.18

Humboldt Co. #2560 - Beginning Balance 1,598,398.11
 Property Taxes and Assessments -
 Transfer to/from Operating Cash -
 Interest Income (net of adjustments) 2,117.38

Humboldt Co. #2560 - Ending Balance 1,600,515.49

Humboldt Co. #4240 - Beginning Balance 3,376,648.99
 Transfer to/from Operating Cash -
 Transfer to/from Biosolids Reserve -
 Interest Income 3,649.43

Humboldt Co. #4240 - Ending Balance 3,380,298.42

Humboldt Co. #9390 - Beginning Balance 663,032.08
 Reserves Recovery Deposits/Other Bal Withdrawals -

Humboldt Co. #9390 - Ending Balance 663,032.08

USDA Bond Reserve Fund - Beginning Balance 136,212.98
 Bond Reserve Payment/Transfer to Service Fund 7,270.83
 Debt Service Payment, Principal/Interest (Net) (3,625.00)
 Interest Adjustment 0.21

USDA Bond Reserve Fund - Ending Balance 139,859.02

CalTRUST - Beginning Balance 10,630,320.40
 Net Transfer to/from Designated Reserves: PERS/OPEB -
 Net Transfer to/from Capacity Fees/Catastrophe/Other Reserves -
 Net: Interest Income/Unrealized Gain/Loss (15,301.51)

CalTRUST - Ending Balance 10,615,018.89

Total Investments 16,543,392.56

Total Cash & Investments - Current Month 19,859,856.93

Total Cash & Investments - Prior Month 19,935,796.64

Net Change to Cash & Investments This Month (75,939.71)

Cash & Investment Summary

Cash & Cash Equivalents 19,097,635.29
 Davis-Grunsky Loan Reserve 622,362.62
 USDA Bond Reserve 139,859.02

Total Cash & Investments 19,859,856.93

McKinleyville Community Services District
Consolidated Balance Sheet by Fund
as of February 28, 2021

	Governmental Funds				Proprietary Funds				Total (Memorandum Only)
	Parks & General	Measure B	Streetslights	Water	Wastewater				
ASSETS									
Current Assets									
Unrestricted cash & cash equivalents	\$ 1,098,216.48	\$ (510,542.82)	\$ 61,895.75	\$ 7,565,841.80	\$ 10,995,929.08	\$ 19,211,340.29			
Accounts receivable	3,345.26	-	3,742.52	537,684.36	597,629.69	1,142,401.83			
Prepaid expenses & other current assets	19,835.92	1,484.18	1,735.64	92,834.99	49,297.06	165,187.79			
Total Current Assets	1,121,397.66	(509,058.64)	67,373.91	8,196,361.15	11,642,855.83	20,518,929.91			
Noncurrent Assets									
Restricted cash & cash equivalents	189,572.72	-	-	622,362.62	139,859.02	951,794.36			
Other noncurrent assets	-	-	-	770,950.75	791,621.69	1,562,572.44			
Capital assets (net)	-	-	-	8,325,656.30	28,449,193.41	36,774,849.71			
Total Noncurrent Assets	189,572.72	-	-	9,718,969.67	29,380,674.12	39,289,216.51			
TOTAL ASSETS	\$ 1,310,970.38	\$ (509,058.64)	\$ 67,373.91	\$ 17,915,330.82	\$ 41,023,529.95	\$ 59,808,146.42			
LIABILITIES & FUND BALANCE/NET ASSETS									
Current Liabilities									
Accounts payable & other current liabilities	\$ 77,677.40	\$ 52.15	\$ 1,825.06	\$ 232,386.19	\$ 185,995.05	\$ 497,935.85			
Accrued payroll & related liabilities	100,657.98	-	-	37,280.41	35,821.39	173,759.78			
Total Current Liabilities	178,335.38	52.15	1,825.06	269,666.60	221,816.44	671,695.63			
Noncurrent Liabilities									
Long-term debt	-	-	-	2,128,407.34	16,014,235.82	18,142,643.16			
Other noncurrent liabilities	-	-	-	4,371,938.52	4,472,341.47	8,844,279.99			
Total Noncurrent Liabilities	-	-	-	6,500,345.86	20,486,577.29	26,986,923.15			
TOTAL LIABILITIES	178,335.38	52.15	1,825.06	6,770,012.46	20,708,393.73	27,658,618.78			
Fund Balance/Net Assets									
Fund Balance	(2,473,644.18)	(509,110.79)	65,548.85	-	-	(2,917,206.12)			
Net assets	3,606,279.18	-	-	4,948,069.40	7,880,178.99	16,434,527.57			
Investment in capital assets, net of related debt	-	-	-	6,197,248.96	12,434,957.59	18,632,206.55			
Total Fund Balance/Net Assets	1,132,635.00	(509,110.79)	65,548.85	11,145,318.36	20,315,136.58	32,149,528.00			
TOTAL LIABILITIES & FUND BALANCE/NET ASSETS	\$ 1,310,970.38	\$ (509,058.64)	\$ 67,373.91	\$ 17,915,330.82	\$ 41,023,530.31	\$ 59,808,146.78			
Investment in General Capital Assets	\$ 3,189,395.82								
General Long-term Liabilities									
PG&E Streetlights Loan	-	-	-	-	-	-			
Meas. B Loan: Teen/Community Center	965,727.00	-	-	-	-	-			
OP&EB Liability	2,830,881.35	OP&EB Liability	-	2,882,587.78	2,894,654.86	8,608,123.99			
CALPERS Pension Liability/Deferred Inflows-Outflows	628,788.66	CALPERS Pension Liability	-	632,676.35	698,072.98	1,959,537.99			
Accrued Compensated Absences	115,011.87								
TOTAL GENERAL LONG-TERM LIABILITIES	\$ 4,540,408.88								

Difference in Reclases from Cap Assets to Net Assets:

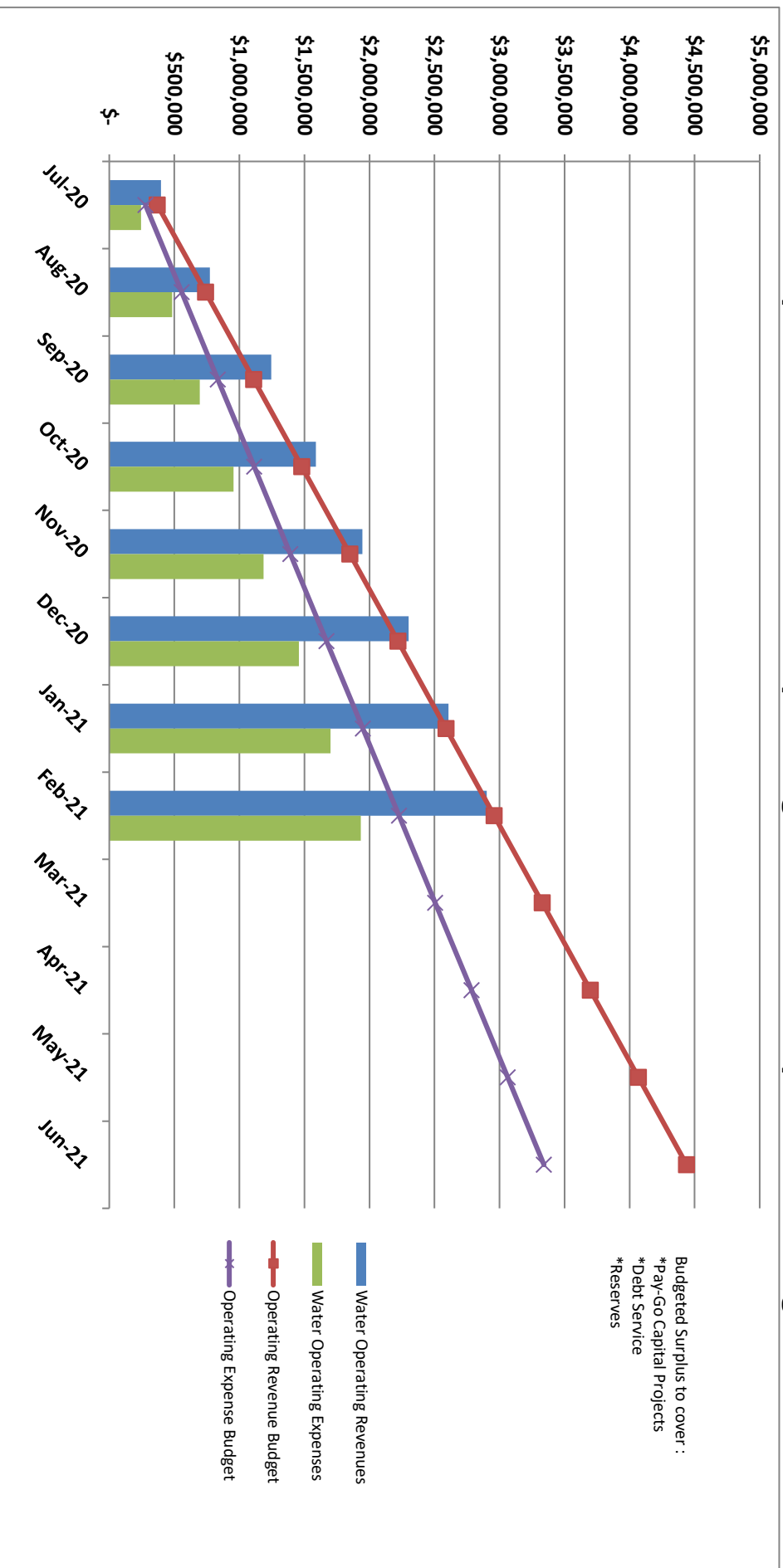
Non-debt Long-term Liabilities (included in Other Non-current Liabilities above)

McKinleyville Community Services District
 Activity Summary by Fund, Approved Budget
 February 2021

Department Summaries	February	% of Year YTD 66.67%	Approved YTD Budget	Over (Under) YTD Budget	Over (Under) YTD Budget %	Notes
Water						
Water Sales	283,965	2,734,473	2,611,829	122,644	4.70%	Budget is spread evenly across 12 months, but actuals vary by with seasonal usage
Other Revenues	8,508	166,506	346,866	(180,360)	-52.00%	Includes YTD Capacity Fees \$92,956 Contrib Construction \$0.
Total Operating Revenues	292,473	2,900,979	2,958,695	(57,716)	-1.95%	
Salaries & Benefits	74,778	600,224	698,653	(98,429)	-14.09%	Budget is spread evenly across 12 months, but actuals vary by hiring & job assignment.
Water Purchased	94,219	770,492	750,356	20,136	2.68%	
Other Expenses	33,949	320,655	536,641	(215,986)	-40.25%	Budget is spread evenly across 12 months, but actuals vary by purchasing sched.
Depreciation	30,250	242,000	242,000	-	0.00%	
Total Operating Expenses	233,196	1,933,371	2,227,650	(294,279)	-13.21%	
Net Operating Income	59,277	967,608	731,045	(351,995)		
Interest Income	2,777	27,116	33,333	(6,217)	-18.65%	Interest rates lower than anticipated.
Interest Expense	(4,325)	(35,018)	(36,751)	(1,733)	-4.71%	
Net Income (Loss)	57,730	959,706	727,627	232,079		
Wastewater						
Wastewater Service Charges	315,137	2,636,570	2,669,640	(33,070)	-1.24%	
Other Revenues	8,372	228,694	1,440,873	(1,212,179)	-84.13%	Includes YTD Capacity Fees \$174,162. Contrib Constr. \$0, Grants \$1,829.
Total Operating Revenues	323,508	2,865,263	4,110,513	(1,245,250)	-30.29%	
Salaries & Benefits	105,113	782,457	738,733	43,724	5.92%	
Other Expenses	60,073	486,073	680,614	(194,541)	-28.58%	Budget is spread evenly across 12 months, but actuals vary by purchasing sched.
Depreciation	96,667	772,502	773,333	(831)	-0.11%	
Total Operating Expenses	261,853	2,041,032	2,192,680	(151,648)	-6.92%	
Net Operating Income	61,655	824,231	1,917,833	(1,093,602)		
Interest Income	5,126	55,550	50,000	5,550	11.10%	Interest rates higher than anticipated.
Interest Expense	(22,189)	(186,348)	(164,775)	21,573	13.09%	Budget is spread evenly across 12 months, but actuals vary by loan pmt schedule
Net Income (Loss)	44,592	693,433	1,803,058	(1,109,625)		
Enterprise Funds Net Income (Loss)	102,322	1,653,139	2,530,685	(877,546)		

McKinleyville Community Services District February 2021

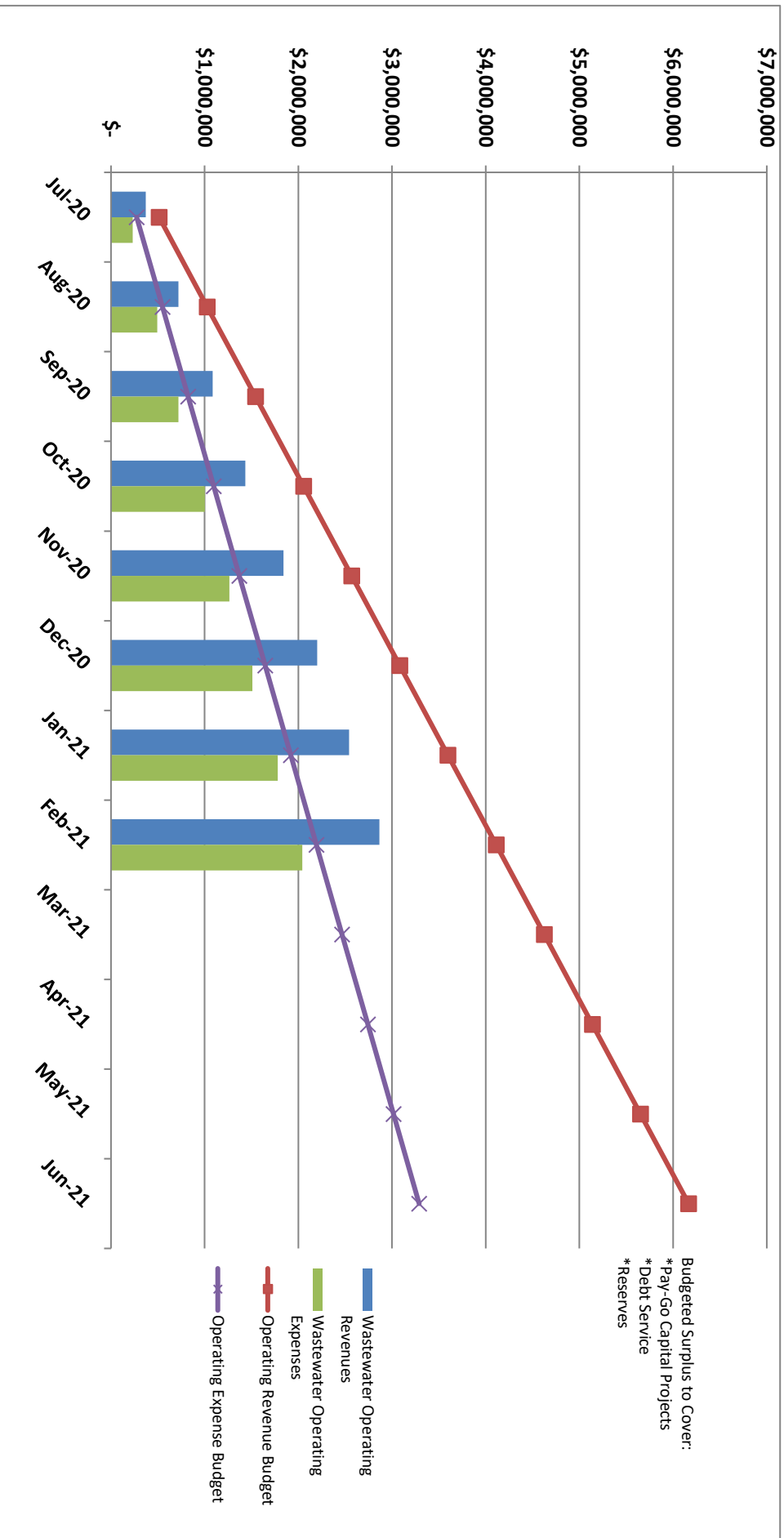
Comparison of Water Fund Operating Revenues & Expenses to Budget



Treasurer's Report Page 5, Selected Graphic Comparisons

McKinleyville Community Services District February 2021

Comparison of Wastewater Fund Operating Revenues & Expenses to Budget

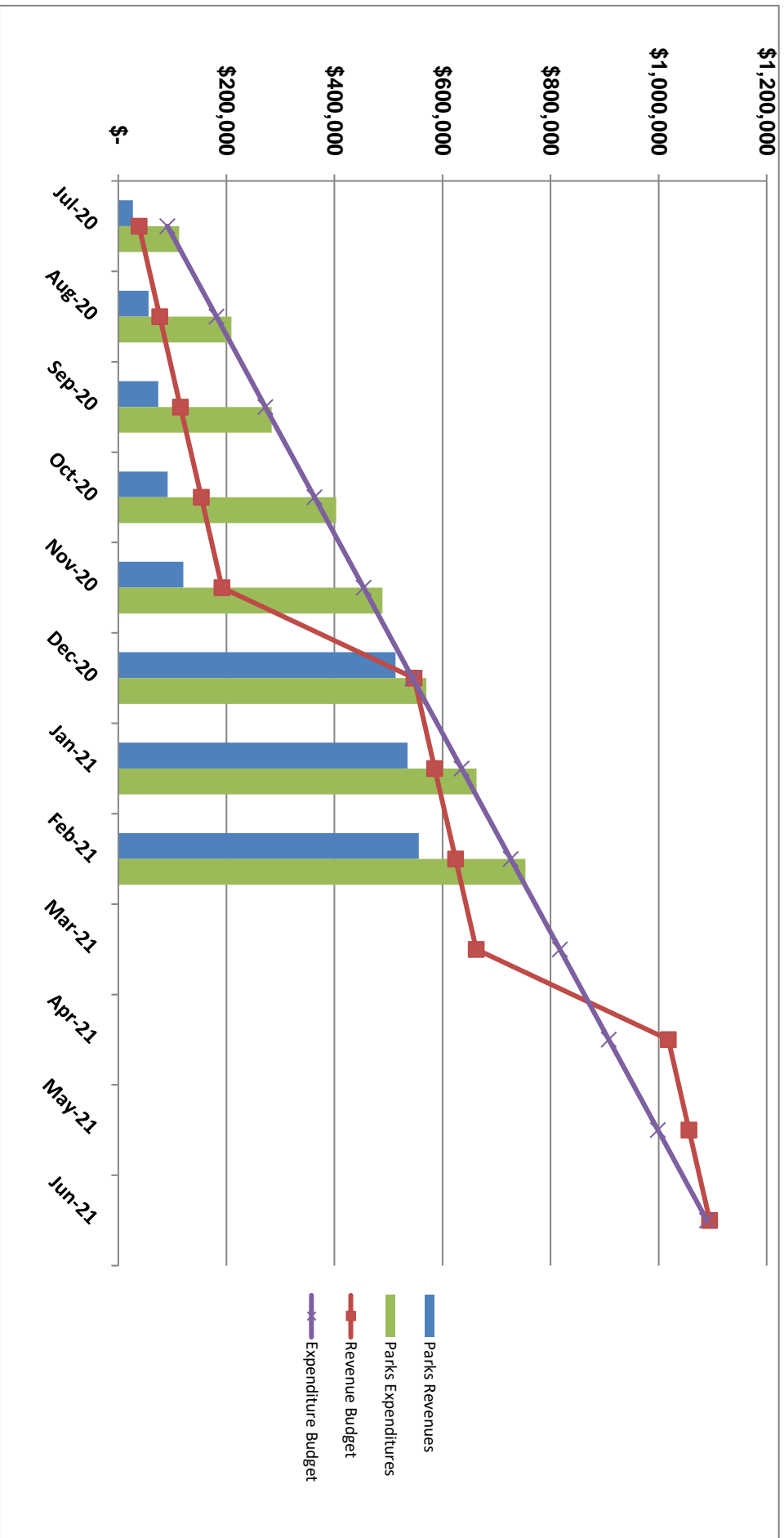


McKinleyville Community Services District
 Activity Summary by Fund, Approved Budget
 February 2021

Department Summaries	February	% of Year 66.67% YTD	Approved YTD Budget	Over (Under) YTD Budget	Over (Under) YTD Budget %	Notes
*Parks & Recreation						
Program Fees	10,112	74,403	137,497	(63,094)	-45.89%	Continuation of Covid19 restrictions beyond original state estimate
Rents & Related Fees	2,105	14,761	25,925	(11,164)	-43.06%	
Property Taxes	-	362,060	422,561	(60,501)	-14.32%	
Other Revenues	6,509	83,667	113,770	(30,103)	-26.46%	
Interest Income	2,456	21,431	30,000	(8,569)	-28.56%	
Total Revenues	21,182	556,322	729,753	(173,431)	-23.77%	
Salaries & Benefits	73,055	574,575	538,969	35,606	6.61%	Toro mower purchase not completed in FY19-20 & not moved forward to FY20-21
Other Expenditures	17,310	136,726	150,698	(13,972)	-9.27%	
Capital Expenditures	-	42,039	36,667	5,372	14.66%	
Total Expenditures	90,364	753,340	726,334	27,006	3.72%	
Excess (Deficit)	(69,182)	(197,018)	3,419	(200,437)		
*Measure B Assessment						
Total Revenues	473	138,638	149,555	(10,917)	-7.30%	Interest & unrealized gains/losses; County Tax remittance December/April/June
Salaries & Benefits	3,739	41,738	46,940	(5,202)	-11.08%	Budget spread evenly across 12 months; actuals vary by maintenance schedule
Other Expenditures	52	13,284	17,000	(3,716)	-21.86%	Budget spread evenly across 12 months, but actuals vary seasonally
Capital Expenditures/Loan Repayment	-	63,161	84,968	(21,807)	-25.66%	Budget is spread evenly across 12 months, but loan prmts are October & April
Total Expenditures	3,791	118,184	148,908	(30,724)	-20.63%	
Excess (Deficit)	(3,318)	20,454	647	19,807		
*Street Lights						
Total Revenues	9,943	78,290	77,879	411	0.53%	
Salaries & Benefits	3,411	36,458	31,967	4,491	14.05%	Overage related to lump sum final payroll, not spread evenly over 12 months
Other Expenditures	3,182	25,380	27,249	(1,869)	-6.86%	
Capital Expenditures/Loan Repayment	-	-	1,333	(1,333)	-100.00%	Budget is spread evenly across 12 months, but actuals vary by project schedule
Total Expenditures	6,594	61,838	60,549	1,289	2.13%	
Excess (Deficit)	3,350	16,452	17,330	878		
Governmental Funds Excess (Deficit)	(69,150)	(160,112)	21,396	(181,508)		

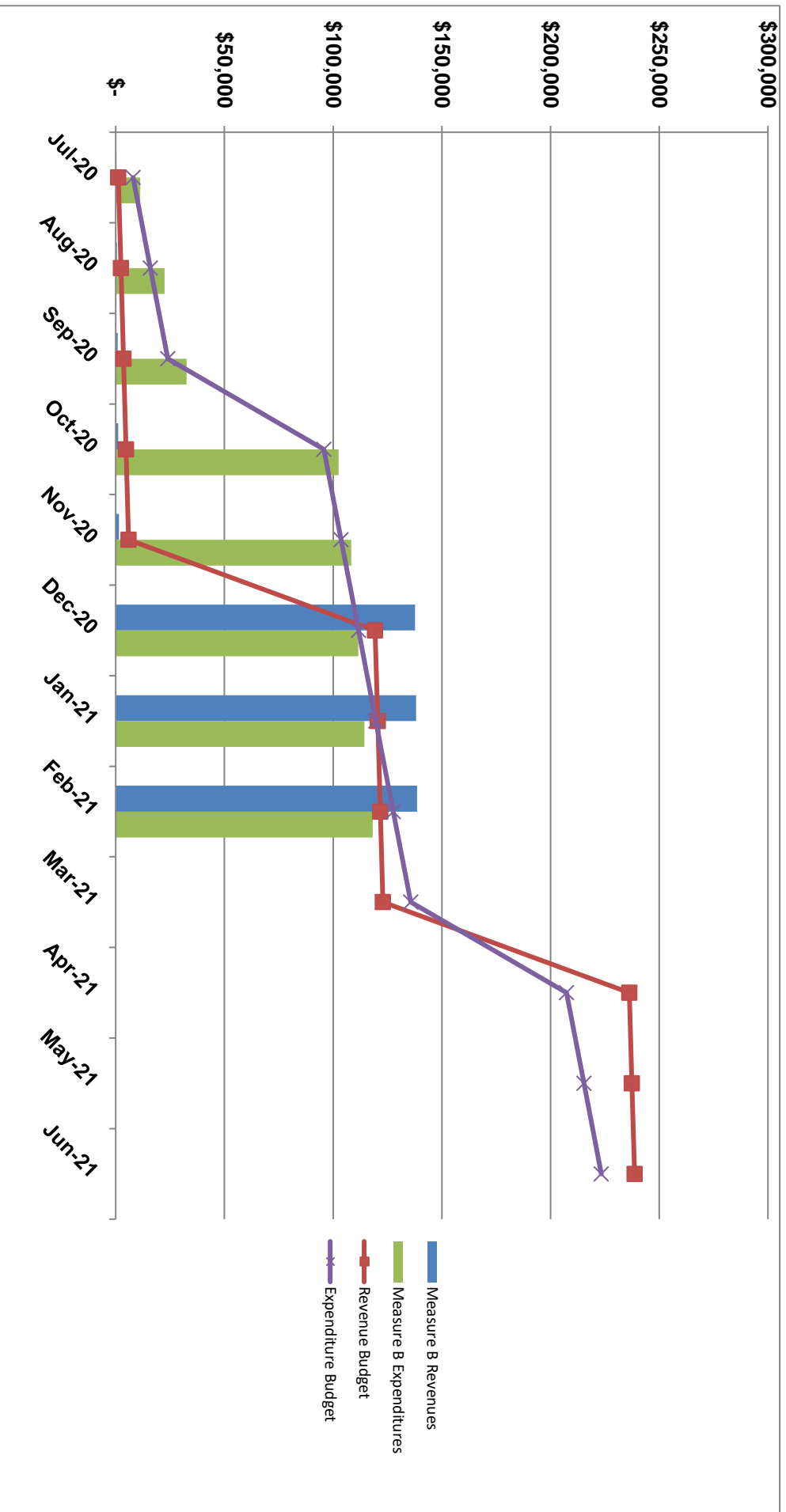
McKinleyville Community Services District February 2021

Comparison of Parks & Recreation Total Revenues & Expenditures to Budget



McKinleyville Community Services District February 2021

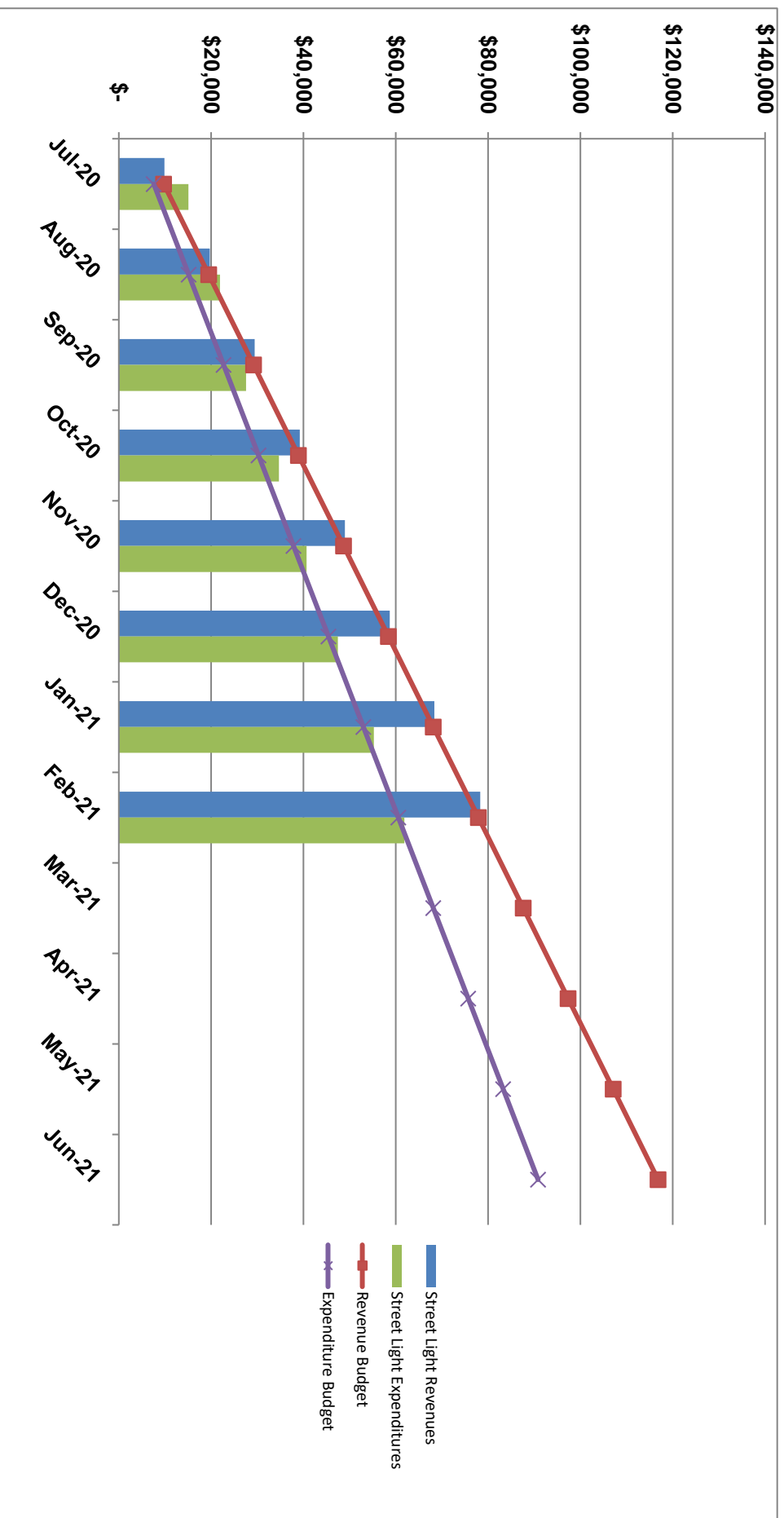
Comparison of Measure B Fund Total Revenues & Expenditures to Budget



Treasurer's Report Page 9, Selected Graphic Comparisons

McKinleyville Community Services District February 2021

Comparison of Street Light Fund Total Revenues & Expenditures to Budget



**McKinleyville Community Services District
Capital Expenditure Report
as of February 28, 2021**

	February	YTD	FY 20-21	Remaining		Notes
		Total	Budget	Budget \$	Budget %	
Water Department						
Ramey Pump Upgrades	-	-	-	-	#DIV/0!	
Water Tank Painting	-	-	500,000	500,000	100%	Water Tank Painting & Cathodic
Alternative Energy Master Plan	-	-	50,000	50,000	100%	Alternative energy master plan
4.5m New Water Tank	-	202,017	178,000	(24,017)	-13%	Drilling, LACO Assoc.
N.BankBoosterStation VFD#2 replacement	-	17,619	25,000	7,381	30%	Emergency Water Supply
Emergency Generator-Cochran	-	-	25,000	25,000	100%	CochranEmergency Generator
Fire Hydrant System Upgrade	-	-	7,000	7,000	100%	Fire Hydrant System Upgrade
Tank Seismic Actuators	-	19,888	20,000	112	1%	Tank Seismic Actuators
Customer Radio Meter Testing	-	4,530	10,000	5,470	55%	Customer Radio meter testing
Water Tank Upgrade-Norton#2 Tree Svc	-	6,088	7,000	913	13%	Water Tank Upgrade-Norton Tree
Water Main Rehab & Replacement	6,091	18,629	900,000	881,371	98%	Water Main Rehab
Property Purchase- Tank Site	-	-	-	-	#DIV/0!	Property Purch/Imprv.Tank Site
Subtotal	6,091	268,771	1,722,000	1,453,229	84%	
Wastewater Department						
Sewer Main Rehab & Replacement	5,900	18,075	900,000	881,925	98%	Sewer Main Rehab
WWMF Sludge Disposal - next	-	-	240,000	240,000	100%	Sludge handling/disposal
WWMF Recirculation Valve Replacement	-	-	12,000	12,000	100%	Recirculation Valve replacem
Alternative Energy Master Plan	-	-	50,000	50,000	100%	Alternative energy master plan
WWMF Chlorine Injector/Controllers	-	29,352	10,000	(19,352)	-194%	Chlorine Injector/Controllers
Collection Upgrades-UndercrossingsProj	-	245,174	1,335,000	1,089,826	82%	Collection System upgrades
Fischer Lift Station Generator	-	-	-	-	#DIV/0!	Fischer Lift Stn Generator
Sewer Lift Stn Upgrade-Hiller	-	182,661	538,000	355,339	66%	Sewer lift stn Upgrade-Hiller
Solar Project - CWSRF Grant/Loan	26,893	101,433	1,250,000	1,148,567	92%	WWMF Solar Project
WWMF Alt. Disinfection/ Feasibility Study	-	-	70,000	70,000	100%	Alt. Disinfection Feasibility Study
Radio Telemetry Upgrade	-	-	-	-	#DIV/0!	Radio Telemetry upgrade
Production Meter Replacements	-	-	-	-	#DIV/0!	Production Meter Replacement
WWMF - next NPDES Permit	-	30,283	50,000	19,717	39%	NPDES Permit Project
Customer Radio Meter Testing	-	4,388	10,000	5,612	56%	Radio meters testing
Underground pipe locator & camera	-	-	5,000	5,000	100%	Underground pipe locator & came
Flow Totalizers	-	39,698	45,000	5,302	12%	Flow Totalizers
Sewer Lift Station Other Upgrades	-	344,582	-	(344,582)	#DIV/0!	SwrLiftStnUpgrade-Letz
Subtotal	32,793	995,645	4,515,000	3,519,355	78%	
Water & Wastewater Operations						
Heavy Equipment	-	-	150,000	150,000	100%	backhoe, emerg.generators, airco
Utility Vehicles	-	-	38,000	38,000	100%	CCTV truck, 3/4 or 1-ton Pickup
Office, Corporate Yard & Shops	-	55,777	25,000	(30,777)	-123%	Facilities upgrade/sealcoat
Computers & Software	-	14,381	18,000	3,619	20%	Server, PCs, GIS/SEMS/CADD
Fischer Ranch - Reclamation Site Upgrade (tr	-	9,071	200,000	190,929	95%	Match to 3rd party grant funding
Fischer Ranch - Barn & Fence upgrades, Und	569	10,267	55,000	44,733	81%	Underground valving/piping
Pialorsi Ranch Survey/ Improvements	-	64,141	30,000	(34,141)	-114%	Pialorsi Ranch Survey
Small Equipment & Other	-	-	40,000	40,000	100%	Misc,response, & GPS surveying
Subtotal	-	153,636	556,000	402,364	72%	
Enterprise Funds Total	39,453	1,418,052	6,793,000	5,374,948	79%	
Parks & Recreation Department						
Hiller Park & Sports Complex	-	27,040	-	(27,040)	#DIV/0!	Hiller Sports Sealcoat-CountyGrant
Azalea Hall Projects	-	-	32,000	32,000	100%	Flooring, Pkg Lot resurface
McKinleyville Activity Center Upgrades	-	14,999	6,000	(8,999)	-150%	Major Appliance replacement
Law Enforcement Facility Improvements	-	-	24,000	24,000	100%	LEF flooring/Library Carpet
Projects Funded by Quimby/Other Funds	-	-	-	-	#DIV/0!	Covered Picnic Area
Projects Funded by Measure B Renewal	-	-	-	-	#DIV/0!	Teen Center Constr&Loan svc
Other Parks Projects & Equipment	-	-	14,000	14,000	100%	Brush&LawnMowers/Trailer
Subtotal	-	42,039	76,000	33,961	45%	
Streetlights						
Pole Replacement	-	-	2,000	2,000	100%	Pole Replacement
Subtotal	-	-	2,000	2,000	100%	
Governmental Funds Total	-	42,039	78,000	35,961	46%	
All Funds Total	39,453	1,460,091	6,871,000	5,410,909	79%	

**McKinleyville Community Services District
Summary of Long-Term Debt Report
as of February 28, 2021**

**Principal Maturities and
Scheduled Interest**

	Maturity Date	%	Balance- January 31,		FY-21	Thereafter
			2021	28, 2021		
Water Fund:						
I-Bank	8/1/30					
Interest		3.37%	577,202.62	577,202.62	-	577,202.69
					9,725.87	102,567.81
State of CA Energy Commission (ARRA)	12/22/26					
Interest		1.0%	72,332.16	72,332.16	5,864.75	66,467.20
					360.67	2,012.13
State of CA (Davis Grunsky)	1/1/33					
State of CA (Davis Grunsky) Deferred Interest	1/1/33		1,274,456.41	1,274,456.41	-	1,274,456.41
Interest		2.5%	204,416.09	204,416.09	-	204,416.09
					16,964.10	216,460.72
Total Water Fund-Principal			2,128,407.28	2,128,407.28	5,864.75	2,122,542.39
Total Water Fund-Interest					27,050.64	321,040.66
Total Water Fund			2,128,407.28	2,128,407.28	32,915.39	2,443,583.05
Wastewater Fund:						
WWWMF SRF Loan	7/31/47					
Interest		1.6%	14,444,435.82	14,444,435.82	-	14,905,430.41
					-	3,457,430.34
Chase Bank (Pialorsi Property)	3/8/35					
Interest		2.9%	1,424,800.00	1,424,800.00	-	1,424,800.00
					-	204,594.85
USDA (Sewer Bond)	8/1/22					
Interest		5.0%	145,000.00	145,000.00	-	145,000.00
					3,625.00	6,875.00
Total Wastewater Fund-Principal			16,014,235.82	16,014,235.82	-	16,475,230.41
Total Wastewater Fund-Interest					3,625.00	3,668,900.19
Total Sewer Fund			16,014,235.82	16,014,235.82	3,625.00	20,144,130.60
Meas. B Fund: Teen/Comm Center Loan						
	11/1/29					
Total Principal		3.55%	965,727.00	965,727.00	46,837.00	927,670.00
Total Interest					17,453.35	155,131.29
			19,108,370.10	19,108,370.10	52,701.75	19,525,442.80
					48,128.99	4,145,072.14
Total			19,108,370.10	19,108,370.10	100,830.74	23,670,514.94

Non-debt Long Term Liabilities, District-wide

OP&B Liability	8,608,123.99
CALPERS Pension Liability	1,959,537.99

8,608,123.99
1,959,537.99

McKinleyville Community Services District
Summary of Grants
as of February 28, 2021

District Grants	Total Grant Amount	Required District Match	Estimated District Asset Value
CalOES Hazard Mitigation Grant - 4.5 mg Tank	\$ 5,418,735	\$ 1,806,245	\$ 4,675,000
CalOES Hazard Mitigation Grant - Sewer Undercrossings	\$ 2,538,300	\$ 846,100	\$ 2,137,000
SWRCB Energy Efficiency Grant/Loan	\$ 2,500,000	\$2,500,000 Loan	\$ 4,100,000
CA State Dept of Parks & Rec - Habitat Conservation Fund	\$ 56,600	\$ -	\$ 56,600

Non-District Grants	Total Grant Amount	Required District Match	Estimated District Asset Value
CalTrout US Fish & Wildlife - Mad River Restoration	\$ 20,000	\$ -	\$ 20,000
CalTrout NOAA - Mad River Restoration	\$ 490,167	\$ 48,000	\$ 300,000

**McKinleyville Community Services District
Cash Disbursement Report
For the Period February 1 through February 28, 2021**

Check Number	Check Date	Vendor Number	Name	Net Amount	Invoice #	Description
38045	2/2/2021	*0016	WATER PAVING REFUND JOB #AU4	219.14	C10202	WATER PAVING REFUND JOB #AU4
38046	2/2/2021	*0017	WATER PAVING REFUND JOB #AR1	375.54	C10202	WATER PAVING REFUND JOB #AR1
38047	2/2/2021	*0018	WATER PAVING REFUND JOB #AR6	879.21	C10202	WATER PAVING REFUND JOB #AR6
38048	2/2/2021	ANE01	AN ELECTRICIAN INC.	3,227.12	12673	REPAIR PROJECT
				390.00	12708	PROFESSIONAL SERVICES
				16,500.00	12734	PROFESSIONAL SERVICES - P
			Check Total:	<u>20,117.12</u>		
38049	2/2/2021	BAD01	BADGER METER, Inc.	356.52	80067595	SUBSCRIPTIONS
38050	2/2/2021	COA01	COASTAL BUSINESS SYSTEMS	1,170.20	28568850	COPIER MONTHLY PAYMENT
38051	2/2/2021	COR01	CORBIN WILLITS SYSTEMS, INC	924.31	C101151	SUBSCRIPTIONS
38052	2/2/2021	FED01	FedEx Office	1,522.12	C10201	LAB TEST SHIPPING
38053	2/2/2021	GHD01	GHD	6,182.25	155860	MICROGRID
				2,422.50	156100	HILLER LIFT STATION UPGRADE
				15,186.55	156307	WATER/SEWER MAIN REHAB
				15,984.56	156331	SEWER UNDERCROSSINGS PROJ
			Check Total:	<u>39,775.86</u>		
38054	2/2/2021	HAR13	The Hartford - Priority A	433.50	C10201	GRP. HEALTH INS
38055	2/2/2021	HUM01	HUMBOLDT BAY MUNICIPAL WATER DISTRICT	94,751.02	C10201	WTR PURCHASED
38056	2/2/2021	INF02	INFOSEND	2,896.50	185227	PRINTING/MAILING OF BILLS

Check Number	Check Date	Vendor Number	Name	Net Amount	Invoice #	Description
38057	2/2/2021	JLF01	SUBDIVISION PROJECT REFUNDS	9,409.53	C10201	FAWN MEADOWS DEPOSIT REFUND
			Check Total:	7,153.07	C10202	CENTRAL ESTATES PLAN CHK REFUND
				16,562.60		
38058	2/2/2021	MAY02	DENNIS MAYO	125.00	C10201	BOARD MEETING 01-06-21
38059	2/2/2021	PGE05	PG&E-STREETLIGHTS	380.39	C10201	GAS & ELECTRIC S.L.- ZONE
38060	2/2/2021	PGE06	PG&E-STREETLIGHTS	17.48	C10201	GAS & ELECTRIC S.L.- ZONE
38061	2/2/2021	PGE07	PG&E-STREETLIGHTS	1,081.57	C10201	GAS & ELECTRIC
38062	2/2/2021	PGE08	PG&E-STREETLIGHTS	16.73	C10201	GAS & ELECTRIC S.L.- ZONE
38063	2/2/2021	PGE09	PG&E-STREETLIGHTS	84.70	C10201	GAS & ELECTRIC S.L.- ZONE
38064	2/2/2021	PGE11	PG&E-STREETLIGHTS	24.35	C10201	GAS & ELECTRIC SEWER PUMP
38065	2/2/2021	PGE12	PG&E	26.25	C10201	GAS & ELECTRIC HILLER SPORTS
38066	2/2/2021	PGE16	PG&E	278.56	C10201	GAS & ELECTRIC
38067	2/2/2021	STR01	STREAMLINE	300.00	2B0DF9E7	WEBSITE MONTHLY FEE
38068	2/2/2021	SUD01	SUDDENLINK	194.23	C10201	TEEN CENTER INTERNET
38069	2/2/2021	UMP01	UMPQUA BANK	4.88	0121DS	OFFICE SUPPLIES
			Check Total:	1,448.57	0121JH	SUBSCRIPTIONS/REPAIRS
				2.15	0121LF	OTHER FEES
				110.00	0121BOARD	SUBSCRIPTIONS
				383.69	0121PARKS	REC PROGRAM SUPPLIES
				5.00	0121ROUND	ROUND UP ON ACCOUNT
				1,954.29		
38070	2/2/2021	USB01	U.S. BANK TRUST N.A.	7,270.83	C10201	SEWER BOND PAYMENT
38071	2/2/2021	VER01	VERIZON WIRELESS	79.72	C10201	CELL PHONES/TABLET
38072	2/2/2021	\H006	MQ CUSTOMER REFUND FOR HA	26.21	000C10201	MQ CUSTOMER REFUND FOR HA

Check Number	Check Date	Vendor Number	Name	Net Amount	Invoice #	Description
38073	2/2/2021	\H010	MQ CUSTOMER REFUND FOR HA	26.28	000C10201	MQ CUSTOMER REFUND FOR HA
38074	2/2/2021	\K003	MQ CUSTOMER REFUND FOR KN	81.85	000C10201	MQ CUSTOMER REFUND FOR KN
38075	2/2/2021	\M002	MQ CUSTOMER REFUND FOR MA	24.36	000C10201	MQ CUSTOMER REFUND FOR MA
38076	2/2/2021	\M030	MQ CUSTOMER REFUND FOR MC	67.38	000C10201	MQ CUSTOMER REFUND FOR MC
38077	2/2/2021	\P003	MQ CUSTOMER REFUND FOR PA	330.04	000C10201	MQ CUSTOMER REFUND FOR PA
38078	2/2/2021	\W003	MQ CUSTOMER REFUND FOR WI	52.33	000C10201	MQ CUSTOMER REFUND FOR WI
38082	2/8/2021	COU06	COUNTY OF HUMBOLDT	5.00	C10209	MICROGRID PROJECT
38083	2/8/2021	EUR07	Eureka Rubber Stamp Co.	45.51	C10208	OFFICE SUPPLIES
38084	2/8/2021	FED01	Fedex Office	47.62	C10208	LAB TESTS SHIPPING
38085	2/8/2021	HUM18	HUMBOLDT AREA CHAPTER CSD	50.00	C10208	YEARLY DUES
38086	2/8/2021	LES01	LES SCHWAB TIRE CENTER	536.45	C10208	VEHICLE REPAIRS
38087	2/8/2021	MCK01	MCKINLEYVILLE CHAMBER OF COMMERCE	80.00	5790	ANNUAL MEMBERSHIP DUES
38088	2/8/2021	MCK04	MCK ACE HARDWARE	1,011.68	C10208	REPAIRS/SUPPLY
38089	2/8/2021	MER03	MERCER, FRASER COMPANY	72,544.83	4	HILLER LIFT STATION UPGRA
38090	2/8/2021	MIL01	Miller Farms Nursery	1,131.32	C10208	SMALL EQUIPMENT PURCHASE
38091	2/8/2021	NOR01	NORTH COAST LABORATORIES	2,195.00	C10208	LAB TESTS
38092	2/8/2021	ORE01	O'REILLY AUTOMOTIVE, INC.	109.35	C10208	REPAIRS/SUPPLY
38093	2/8/2021	SIX03	SIX RIVERS MECHANICAL	1,393.07	C10208	PROFESSIONAL SERVICES
38094	2/8/2021	VAL01	VALLEY PACIFIC PETROLEUM	541.71	C10209	GAS/OIL/LUBE
38095	2/8/2021	VAL02	VALLEY PACIFIC PETROLEUM	2,407.09	C10209	GAS/OIL/LUBE

Check Number	Check Date	Vendor Number	Name	Net Amount	Invoice #	Description
38096	2/8/2021	WEI01	WEIRUP LANE ASSOCIATION	111.00	C10209	FEES-WEIRUP LANE MAINTENA
38104	2/9/2021	USP02	USPS: ARCATA BMEU	-	C10209P	Ck# 038104 Reversed
38105	2/9/2021	USP02	USPS: ARCATA BMEU	1,532.57	C102090P	NEWSLETTER POSTAGE
38106	2/11/2021	*0019	AZALEA HALL DEPOSIT REFUND BP	100.00	C10210	AZALEA HALL DEPOSIT REFUND BP
38107	2/11/2021	ACW01	CB&T/ACWA-JPIA	6,280.62	C10210	GRP. HEALTH INS
38108	2/11/2021	ALM02	ALMQUIST LUMBER CO	56.78	C10209	FISCHER HOUSE UPGRADES
38109	2/11/2021	FED01	FedEx Office	335.57	C10210	LAB TESTING SHIPMENT
38110	2/11/2021	FED02	FEDAK & BROWN LLP	2,766.00	C10208	PROFESSIONAL SERVICES
38111	2/11/2021	GHD01	GHD	4,600.88	153261	WATER/SEWER MAINLINE REPL
			Check Total:	70,740.22	153379	HIGHWAY 101 CROSSING
				<u>75,341.10</u>		
38112	2/11/2021	GRA02	GRAINGER	851.26	C10208	REPAIRS AND SUPPLIES
38113	2/11/2021	HUM08	HUMBOLDT SANITATION	2,063.90	C10208	TRASH SERVICE
38114	2/11/2021	IND02	INDUSTRIAL ELECTRIC SERVICE	672.71	C10210	REPAIRS/SUPPLY
38115	2/11/2021	INF03	INFINITE CONSULTING SERVICE	3,150.00	8887	PROFESSIONAL SERVICES
38116	2/11/2021	JAN01	ERIK JANSSON MD	168.00	C10210	ACCT104397A2124 WCOMP-1STAID
38117	2/11/2021	MEN01	MENDES SUPPLY CO.	949.65	C10208	REPAIRS/SUPPLY
38118	2/11/2021	MIL03	THE MILL YARD	524.28	285394	REPAIRS AND SUPPLIES
38119	2/11/2021	MIT01	MITCHELL LAW FIRM	2,196.50	47139	LEGAL SERVICES
			Check Total:	111.00	47140	LEGAL SERVICES
				<u>2,307.50</u>		
38120	2/11/2021	MOO01	MOONSTONE ASSOCIATES, INC	1,000.00	167	CONSULTING MUSSEL STUDY

Check Number	Check Date	Vendor Number	Name	Net Amount	Invoice #	Description
38121	2/11/2021	NOR13	NORTHERN CALIFORNIA SAFETY CONSORTIUM	120.00	27127	SAFETY TRAINING SUBSCRIPTION
38122	2/11/2021	NOR35	NORTHERN HUMBOLDT EMPLOYMENT SVCS	1,309.90	C10208	CENTRAL/PIERSON LANDSCAPING
38123	2/11/2021	POI01	POINTS WEST SURVEYING CO.	2,436.22	12053	PROFESSIONAL SERVICES
38124	2/11/2021	STA11	STAPLES CREDIT PLAN	110.96	C10210	OFFICE SUPPLIES
38125	2/11/2021	THO02	Thomas Home Center	601.52	C10210	REPAIRS/SUPPLY
38126	2/11/2021	THR01	THRIFTY SUPPLY COMPANY	2,452.67	C10210	REPAIRS/ SUPPLIES
38127	2/11/2021	TRIO2	TRINITY DIESEL INC.	651.00	C10210	ANNUAL INSPECTIONS
38128	2/11/2021	USA01	USA BLUEBOOK	2,252.44	C10210	LAB TESTING SUPPLIES
38129	2/12/2021	AME02	AMERESCO	13,850.51	A3P	MICRO GRID PROJECT
38130	2/22/2021	VOID	VOIDED CHECK			
38131	2/22/2021	VOID	VOIDED CHECK			
38132	2/22/2021	VOID	VOIDED CHECK			
38133	2/22/2021	VOID	VOIDED CHECK			
38134	2/22/2021	VOID	VOIDED CHECK			
38135	2/22/2021	VOID	VOIDED CHECK			
38136	2/22/2021	VOID	VOIDED CHECK			
38137	2/22/2021	VOID	VOIDED CHECK			
38138	2/22/2021	VOID	VOIDED CHECK			
38139	2/22/2021	VOID	VOIDED CHECK			
38140	2/22/2021	VOID	VOIDED CHECK			
38141	2/22/2021	VOID	VOIDED CHECK			
38142	2/22/2021	VOID	VOIDED CHECK			
38143	2/22/2021	VOID	VOIDED CHECK			
38144	2/22/2021	VOID	VOIDED CHECK			
38145	2/22/2021	VOID	VOIDED CHECK			
38146	2/22/2021	VOID	VOIDED CHECK			
38147	2/22/2021	VOID	VOIDED CHECK			
38148	2/22/2021	*0020	REC CUSTOMER REFUND SI	12.00	C10222	REC CUSTOMER REFUND SI
38149	2/22/2021	*0021	PAVING DEPOSIT REFUND JOB#AS4	373.30	C10222	PAVING DEPOSIT REFUND JOB#AS4

Check Number	Check Date	Vendor Number	Name	Net Amount	Invoice #	Description
38150	2/22/2021	ADV01	ADVANCED SECURITY SYSTEM	284.65	C10222	ACTIVITY CENTER ALARM SERVICE
38151	2/22/2021	ATT01	AT&T	3,317.16	C10222	TELEPHONE/INTERNET
38152	2/22/2021	ATT04	AT&T	920.95	C10222	SWITCHED ETHERNET SERVICE
38153	2/22/2021	ATT05	AT&T	194.17	C10222	TELEPHONE TEEN/FAM CTR
38154	2/22/2021	ATT06	AT&T	255.78	C10222	TELEPHONE AZALEA HALL
38155	2/22/2021	CHA03	CHASE INC.	58,134.65	C10208	LOAN PMT - PIALORSI RANCH
38156	2/22/2021	DON01	DON'S RENT-ALL	51.00	209221	PARKS REPAIRS/SUPPLIES
38157	2/22/2021	FED01	FedEx Office	58.11	728341796	LAB TESTS TREATMENT
38158	2/22/2021	GOV01	GOVINVEST	3,602.00	2020-3021	SOFTWARE SUBSCRIPTION
38159	2/22/2021	HAR03	HARPER MOTORS CO.	1,696.25	C10210	VEHICLE REPAIRS
38160	2/22/2021	IND02	INDUSTRIAL ELECTRIC SERVICE	1,766.41	38807	PROFESSIONAL SERVICES
38161	2/22/2021	PGE01	PG & E (Office & Field)	20,136.14	C10222	GAS & ELECTRIC
			Check Total:	3,324.97	C10223	ELECTRIC FOR OFFICE
				<u>23,461.11</u>		
38162	2/22/2021	PGE10	PG&E STREETLIGHTS	3.60	C10222	GAS & ELECTRIC S.L.- ZONE
38163	2/22/2021	PRO01	PROFESSIONAL CREDIT SERVICE	69.06	C10223	REC. BAD DEBTS
38164	2/22/2021	STA09	S.W.R.C.B.	60.00	C10222	CERT. RENEWAL D. SMALL
38165	2/22/2021	SUD01	SUDDENLINK	136.37	C10222	INTERNET SERVICES
38166	2/25/2021	COA01	COASTAL BUSINESS SYSTEMS	1,170.20	28758634	COPIER MONTHLY PAYMENT
38167	2/25/2021	COA02	COASTAL BUSINESS SYSTEMS	1,942.00	C10222	DOCSTAR ANNUAL MAINTENANCE
38168	2/25/2021	COR01	CORBIN WILLITTS SYSTEMS, INC	924.31	C10222	MOMMS MONTHLY MAINTENANCE

Check Number	Check Date	Vendor Number	Name	Net Amount	Invoice #	Description
38169	2/25/2021	HUM17	HUMBOLDT CTY DEPT. ENVIRONMENTAL HEALTH	380.05	C10222	HAZ MATERIALS FEES
38170	2/25/2021	USB01	U.S. BANK TRUST N.A.	7,270.83	C10223	SEWER BOND PAYMENT
38171	2/25/2021	WIL09	WILLDAN FINANCIAL SERVICE	4,250.00	C10223	WATER SEWER RATE STUDY
D00056	2/2/2021	BIN01	BINDER, SCOTT	125.00	C10201	BOARD MEETING 01-06-21
D00056	2/2/2021	PET01	CLARK-PETERSON, JOELLEN	125.00	C10201	BOARD MEETING 01-06-21
D00056	2/2/2021	COU09	COUCH, DAVID	125.00	C10201	BOARD MEETING 01-06-21
D00056	2/2/2021	ORS01	ORSINI, GREGORY	125.00	C10201	BOARD MEETING 01-06-21
ACH Total:				500.00		
				<u>507,354.94</u>		

Total Disbursements, Accounts Payable:

507,354.94

Payroll Related Disbursements

17242-17252	2/8/2021		Various Employees	8,851.85		Payroll Checks
17253	2/8/2021	CAL12	CalPERS 457 Plan	8,063.02	C10208	RETIREMENT
Check Total:				719.04	1C10208	PERS 457 LOAN PMT
				<u>8,782.06</u>		
17254	2/8/2021	DIR01	DIRECT DEPOSIT VENDOR- US	36,346.09	C10208	Direct Deposit
17255	2/8/2021	EMP01	Employment Development	1,425.70	C10208	STATE INCOME TAX
Check Total:				789.53	1C10208	SDI
				<u>2,215.23</u>		
17256	2/8/2021	HEA01	HEALTHEQUITY, ATTN: CLINT	175.00	C10208	HSA
17257	2/8/2021	HUM29	UMPQUA BANK--PAYROLL DEP.	4,861.59	C10208	FEDERAL INCOME TAX
Check Total:				8,141.16	1C10208	FICA
				<u>1,903.98</u>	2C10208	MEDICARE
				<u>14,906.73</u>		
17258	2/8/2021	ACW01	CB&T/ACWA-JPIA	62,083.33	C10131	MED-DENTAL-EAP INSUR
17259	2/8/2021	PUB01	Public Employees PERS	19,677.86	C10131	PERS PAYROLL REMITTANCE

Check Number	Check Date	Vendor Number	Name	Net Amount	Invoice #	Description
17260	2/9/2021		Various Employees	7,933.24		Accrual Buyout
17261-17271	2/25/2021		Various Employees	9,443.87		Payroll Checks
17272	2/23/2021	CALL12	CALPERS 457 Plan	8,456.40	C10223	RETIREMENT
				719.04	1C10223	PERS 457 LOAN PMT
			Check Total:	<u>9,175.44</u>		
17273	2/23/2021	DIR01	DIRECT DEPOSIT VENDOR- US	39,892.30	C10223	Direct Deposit
17274	2/23/2021	EMP01	Employment Development	-	C10209	STATE INCOME TAX
				1,633.50	C10223	STATE INCOME TAX
				103.08	1C10209	SDI
				859.62	1C10223	SDI
			Check Total:	<u>2,596.20</u>		
17275	2/23/2021	HEA01	HEALTH/EQUITY, ATTN: CLINT	175.00	C10223	HSA
17276	2/23/2021	HUM29	UMPQUA BANK--PAYROLL DEP.	-	C10209	FEDERAL INCOME TAX
				5,352.40	C10223	FEDERAL INCOME TAX
				1,065.20	1C10209	FICA
				8,842.80	1C10223	FICA
				249.12	2C10209	MEDICARE
				2,068.08	2C10223	MEDICARE
			Check Total:	<u>17,577.60</u>		
17277-17279	2/26/2021		Various Employees	6,412.58		Accrual Buyout
			Total Disbursements, Payroll:	<u>246,244.38</u>		
			Total Check Disbursements:	<u>753,599.32</u>		

This Page Left Intentionally Blank

McKinleyville Community Services District

BOARD OF DIRECTORS

April 7, 2021

TYPE OF ITEM: **ACTION**

ITEM: D.3 **Compliance with State Double Check Valve (DCV) Law**

PRESENTED BY: **James Henry, Operations Director**

TYPE OF ACTION: **Roll Call Vote – Consent Calendar**

Recommendation:

Staff recommends that the Board authorize staff to provide the listed customers with formal notice that their water service will be discontinued in one month if they have not come into compliance with state law regarding water service cross-connection in accordance with MCSD Rules 7 and 10.

Discussion:

Customers listed below are currently not in compliance with State Law regarding cross connection control for water customers with an alternate water supply. These customers have been notified of their respective violations, as noted, and have been provided notification of this meeting.

1st Notice	February 19, 2021
10 Day Notice	March 24, 2021
Board Meeting	April 7, 2021
Lock	May 10, 2021
ROUTE 1	

Account #	Address
1-695-000	2074 Cochran

This Page Left Intentionally Blank

McKinleyville Community Services District

BOARD OF DIRECTORS

April 7, 2021

TYPE OF ITEM: **ACTION**

ITEM: D.4 **Consider Appeal from Amber Wills Requesting a Variance from Connecting Proposed Second Unit to Districts Water and Sewer**

PRESENTED BY: **James Henry, Operations Director**

TYPE OF ACTION: **Roll Call Vote – Consent Calendar**

Recommendation:

Staff recommends that the Board approve the Amber Wills Appeal (**Attachment 1**) as this Appeal meets the criteria in Rule 65.01 as an unnecessary hardship and allow her to connect her proposed second unit to her existing well and septic tank and not require her to connect to District water and sewer.

Discussion:

On certain occasions, the District is approached from a property owner requesting a variance from hooking into the District water or sewer due to circumstances that may either prevent them from hooking up or cause a hardship if they attempted to hook up. The property owner is then required to submit an Appeal Application and pay a \$25 fee.

Rule 65.01. APPEALS - the Board may, in specific cases, grant an appeal from any decision made by staff applying the standards incorporated into these Rules and Regulations whenever it finds:

- (a) that special circumstances exist in a particular case, and
- (b) that practical difficulties or unnecessary hardship would result from strict interpretation and enforcement of any standard, and
- (c) that the granting of such an appeal would not tend to defeat the purposes of these Rules & Regulations. The Board may place conditions upon the approval of an appeal.

In February 2021, the District received a referral from Humboldt County Building Department concerning a proposed secondary dwelling building permit for Ms. Wills' property at 60 East Ridge Lane. The GM Kaspari and Customer Service Supervisor Baldosser reviewed the permit. Rule 18.03-Sewer Required states that:

“the owner of any proposed building to be situated within the District abutting on any street in which there is now located or may in the future be located a public sewer of the District, is hereby required to connect, at their expense, said building directly with the proper public sewer in accordance with the provisions of this Ordinance provided that said public sewer is within three hundred (300) feet of the nearest point of the property line and the building is within one thousand (1,000) feet of the public sewer.”

The property line and proposed secondary unit is within 300 and 1,000-feet, respectively, of existing water and sewer lines and so Rule 18.03 would require Ms. Wills to connect to existing services. Upon request by the applicant, the General Manager and the Operations Director met with Amber Wills on site to discuss her claimed hardship for hooking up her proposed second dwelling. She has an existing house on the property that is currently served by an existing well and septic tank. As stated in the appeal, and verified in the field, in order to connect to the water and sewer, the property owner would need to trench approximately 800 feet through steep sloping, forested terrain and bore under a stream. Staff feels that not only would the cost to install these services be extreme, but so would the permit process, and it may not be permissible by the Department of Fish and Wildlife, the State Water Resources Control Board, and/or the Army Corps of Engineers given potential environmental impacts to waters of the State.

Alternatives:

Staff analysis consists of the following potential alternative:

- Take No Action

Fiscal Analysis:

Not applicable

Environmental Requirements:

Not applicable

Exhibits/Attachments:

- Attachment 1 – Amber Wills Appeal Application

PHYSICAL ADDRESS:
1656 SUTTER ROAD
McKINLEYVILLE, CA 95519

MAILING ADDRESS:
P.O. BOX 2037
McKINLEYVILLE, CA 95519



MAIN OFFICE:
PHONE: (707) 839-3251
FAX: (707) 839-8456

PARKS & RECREATION OFFICE:
PHONE: (707) 839-9003
FAX: (707) 839-5964

RECEIVED

FEB 24 2019

McK. C.S.D.

Appeal Application

McKinleyville Community Services District Rules and Regulations

Rule 65.01. APPEALS - the Board may, in specific cases, grant an appeal from any decision made by staff applying the standards incorporated into these Rules and Regulations whenever it finds:

- (a) that special circumstances exist in a particular case, and
- (b) that practical difficulties or unnecessary hardship would result from strict interpretation and enforcement of any standard, and
- (c) that the granting of such an appeal would not tend to defeat the purposes of these Rules & Regulations. The Board may place conditions upon the approval of an appeal.

Rule 65.02. APPEAL APPLICATION - any individual seeking an appeal shall complete an appeal application on the form provided by the District. A non-refundable fee of \$25.00 shall be paid by the applicant to the District for such application to be considered by the Board.

Name: Amber Wills

Date: 02-24-2021

Mailing Address: 60 E. Ridge Ln Mck. 95519

Phone Number: 714-724-2044

Account: N/A

Describe the decision being appealed: I am requesting a variance that would allow me to hook up my proposed A.D.U. to my well instead of the MCSD sewer lateral hook up.

Explain the unique nature of the situation: The South Corner of my 5 acres touches E. Ridge Ln but my actual house is located off E. Cochran and a 1/4 mile green Diamond road. My home currently runs of well and septic

Explain hardship that exists if staff decision is enforced: In order to hook up to MCSD Sewer Lateral I would have to bore a line an extremely far distance through a sloping, heavily wooded area and cross under a subterranean stream. It would be a huge expense and very large ~~work~~ project.

Explain how the approval of this appeal would not defeat the purpose of MCSD Standards:

I feel this variance would not ~~go~~ defeat standards since my home and propose ADU location is inaccessible from E. Ridge Ln.

Applicant Signature: A. Mills

Filing Fee: \$25*

Received: 02/24/2021
(Date)

By: RB
(initials)

Receipt#: 32388


*Note: \$25 Filing Fee is non-refundable



ArcGIS Web Map

Humboldt County Planning and Building Department

- | | | |
|---------------------|---------------------------|-----------------------------|
| Highways and Roads | — Private or Unclassified | --- Intermittent |
| Principal Arterials | — Major River or Stream | --- Subsurface |
| Minor Arterials | Blue Line Streams | --- City Boundary |
| Major Collectors | — Perennial 1-3 | --- Counties |
| Minor Collectors | — Perennial >4 | --- Parcels (no APN labels) |
| Local Roads | | |



Printed: February 23, 2021

Web AppBuilder 2.0 for ArcGIS

Map Disclaimer:

While every effort has been made to assure the accuracy of this information, it should be understood that it does not have the force & effect of law, rule, or regulation. Should any difference or error occur, the law will take precedence.

Source: Source: Esri, Maxar, GeoEye, Earthstar Geographics, CNES/Airbus DS, USDA, USGS, AeroGRID, IGN, and the GIS User Community, Humboldt County GIS, Esri, HERE, Garmin, (c) OpenStreetMap contributors, and the GIS user community

This Page Left Intentionally Blank

McKinleyville Community Services District

BOARD OF DIRECTORS

April 7, 2021

TYPE OF ITEM: **ACTION**

ITEM: D.5 **Approve Revised Notice of Exemption for Wastewater System Energy Efficiency and Renewable Energy Project including installation of Solar Panels and Battery Energy Supply System at Wastewater Management Facility**

PRESENTED BY: **Patrick Kaspari, General Manager**

TYPE OF ACTION: **Roll Call Vote – Consent Calendar**

Recommendation:

Staff recommends that the Board approve the revised Notice of Exemption for the Wastewater System Energy Efficiency and Renewable Energy Project for the Wastewater Management Facility and direct the General Manager to sign and file the NOE (**Attachment 1**) with the Humboldt County Clerk and State Office of Planning and Research.

Discussion:

The District filed a Notice of Exemption (NOE) previously (**Attachment 2**) for the installation of solar panels and a battery energy storage system (BESS) and the ancillary equipment (a Microgrid) to provide renewable energy to run the District's Wastewater Management Facility (WWMF). At the September 2, 2020 Board Meeting, the Board approved the Microgrid Siting Study recommending the location of the solar panels to be the Pond 5 area of the Wastewater Management Facility. The previous NOE had shown the location of the panels in the "Dog Park" area of Hiller Park, just south of the WWMF. For the sake of clarity, the NOE is being updated to indicate the proposed location of the solar panels. The BESS and majority of the ancillary equipment did not move from the previous location proposed in the original NOE. The Categorical Exemptions for this project are the same as the original project, including:

Class 1): "...the operation, repair, maintenance, permitting, leasing, licensing, or minor alteration of existing public or private structures, facilities, mechanical equipment or topographical features, involving negligible or no expansion of use beyond that existing at the time of the lead agency's determination." Including Section 1530(b): "Existing facilities of both investor and publicly owned utilities used to provide electric power, natural gas, sewerage, or other public utility services."

And

Class 2) "...the replacement or reconstruction of existing structures and facilities where the new structure will be located on the same site as the structure replaced and will have substantially the same purpose and capacity as the structure relocated, including but not limited to:" Section 15302 (c): "Replacement

or reconstruction of existing utility systems and/or facilities involving negligible or no expansion of capacity.”

Alternatives:

Staff analysis consists of the following potential alternative:

- Take No Action

Fiscal Analysis:

Filing fee for the Humboldt County Clerk’s office should be \$0 for a Public Agency.

Environmental Requirements:

CEQA NOE

Exhibits/Attachments:

- Attachment 1 – CEQA Notice of Exemption for MCSD Wastewater System Energy Efficiency and Renewable Energy Project - Revised
- Attachment 2 – CEQA Notice of Exemption for MCSD Wastewater System Energy Efficiency and Renewable Energy Project, filed with Humboldt County Clerk on 07/15/2016

Notice of Exemption

Appendix E

To: Office of Planning and Research
P.O. Box 3044, Room 113
Sacramento, CA 95812-3044

County Clerk
County of: _____

From: (Public Agency): _____

(Address)

Project Title: _____

Project Applicant: _____

Project Location - Specific:

Project Location - City: _____ Project Location - County: _____

Description of Nature, Purpose and Beneficiaries of Project:

Name of Public Agency Approving Project: _____

Name of Person or Agency Carrying Out Project: _____

Exempt Status: (check one):

- Ministerial (Sec. 21080(b)(1); 15268);
- Declared Emergency (Sec. 21080(b)(3); 15269(a));
- Emergency Project (Sec. 21080(b)(4); 15269(b)(c));
- Categorical Exemption. State type and section number: _____
- Statutory Exemptions. State code number: _____

Reasons why project is exempt:

Lead Agency
Contact Person: _____ Area Code/Telephone/Extension: _____

If filed by applicant:

1. Attach certified document of exemption finding.
2. Has a Notice of Exemption been filed by the public agency approving the project? Yes No

Signature: _____ Date: _____ Title: _____

Signed by Lead Agency Signed by Applicant

Authority cited: Sections 21083 and 21110, Public Resources Code.
Reference: Sections 21108, 21152, and 21152.1, Public Resources Code.

Date Received for filing at OPR: _____

F I L E D
County of Humboldt
Kelly E. Sanders
County Clerk
12-2016-035
07/15/2016
lh

CEQA NOTICE OF EXEMPTION

To: Office of Planning and Research
P.O. Box 3044
Sacramento, CA 95812-3044
Or 1400 Tenth Street, Room 212
Sacramento, CA 95814

To: County Clerk, County of Humboldt
825 5th Street, 5th Floor
Eureka, CA 95501

From: McKinleyville Community Services District
P.O. Box 2037
1656 Sutter Rd.
McKinleyville, CA 95519

Project Title: MCSD Wastewater System Energy Efficiency and Renewable Energy Project

Project Applicant: McKinleyville Community Services District

Project Location: The Wastewater System Energy Efficiency and Renewable Energy Project is located within the McKinleyville Community Services District (MCSD) Boundary. The solar array and Hiller Road lift station upgrade is planned for the Wastewater Plant site off Fischer Road near the intersection of Hiller Road, Section 36 Township 7 North, Range 1 West, Humboldt Base and Meridian. Generator replacement at Fischer Road Lift Station is located off Fischer Road, Section 6 Township 6 North, Range 1 East, Humboldt Base and Meridian. Generator replacement at Letz Lane Lift Station is located off Letz Lane near the intersection with Douack Road, Section 30 Township 7 North, Range 1 East, Humboldt Base and Meridian. The flow monitoring equipment will be located throughout the collection system within the District boundaries.

Project Location - City: McKinleyville **Project Location - County:** Humboldt

Description of Project: MCSD is proposing a project to improve energy efficiency throughout the wastewater collection and treatment system. The MCSD Wastewater System Energy Efficiency and Renewable Energy Project includes development of renewable energy at the Wastewater Management Facility (WWMF), upgrades to the Hiller Road sewer lift station, replacement generators at the Letz Lane Sewer Lift Station and Fischer Road Lift Station, and flow monitoring equipment for inflow and infiltration reduction.

Name of Public Agency Approving Project: McKinleyville Community Services District

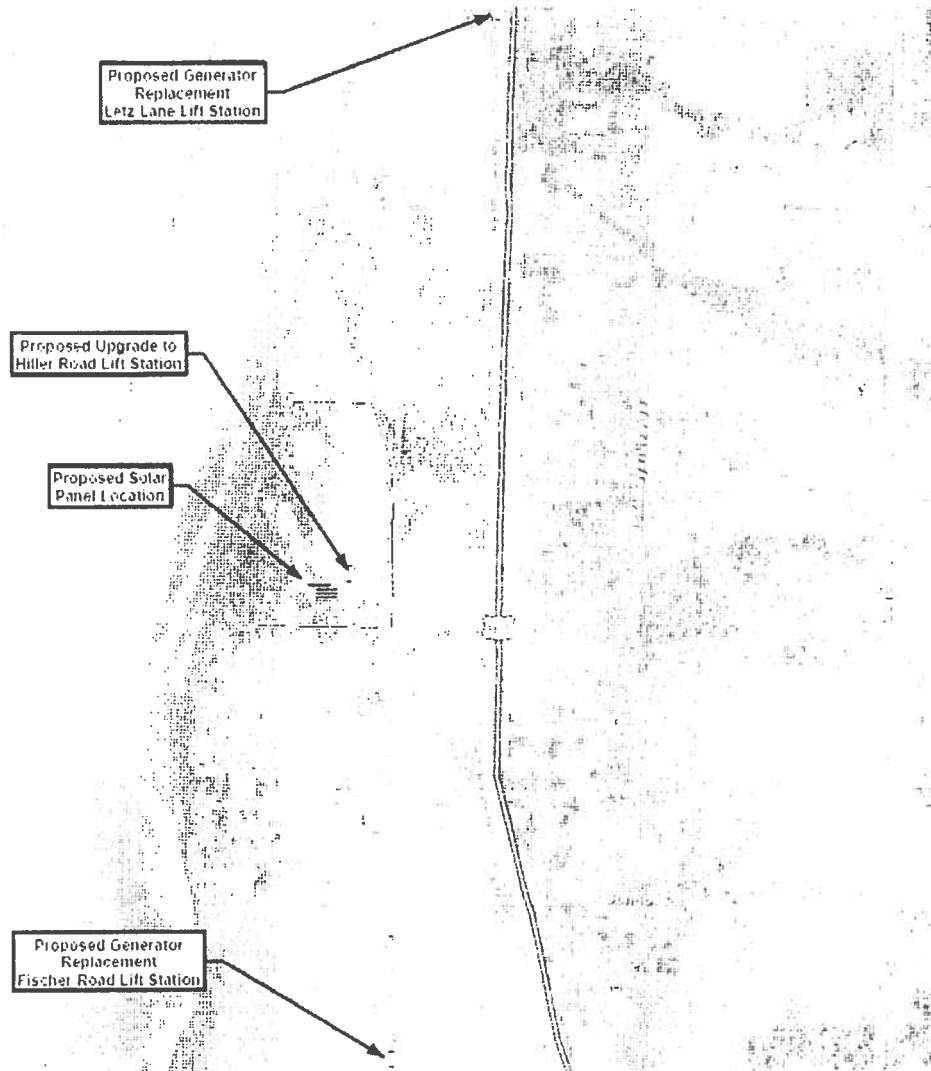
Name of Person or Agency Carrying Out Project: McKinleyville Community Services District

Exempt Status: (check one)

- Ministerial (Sec. 21080(b)(1); 15268);
- Declared Emergency (Sec. 21080(b)(3); 15269(a));
- Emergency Project (Sec. 21080(b)(4); 15269(b)(c));
- Categorical Exemption (type and section): **Class 1, Section 15301 (b), Class 2, Section 15302(c), Class 3, Section 15303(d), Class 4 Section 15304 (a)**
- Statutory Exemption (Sec. 21080(b)(3); 15269(a));

Reasons why project is exempt: The project would include replacement of existing infrastructure at the Hiller Road, Fischer Road, and Letz Lane Lift stations. The replacement components will be located at the same site and have the same purpose and capacity of the infrastructure being replaced. The installation of new sewer flow monitoring equipment constitutes installation of small new equipment and facilities in small structures (manholes). The solar array will be installed at the existing wastewater treatment facility. Minor grading may occur. The installation of solar panels will not involve the removal of healthy mature, scenic trees.

This NOE has been prepared by GHD and reviewed by the MCSD.



Lead Agency Contact Person: Mr. Greg Orsini **Telephone:** (707) 839-3251

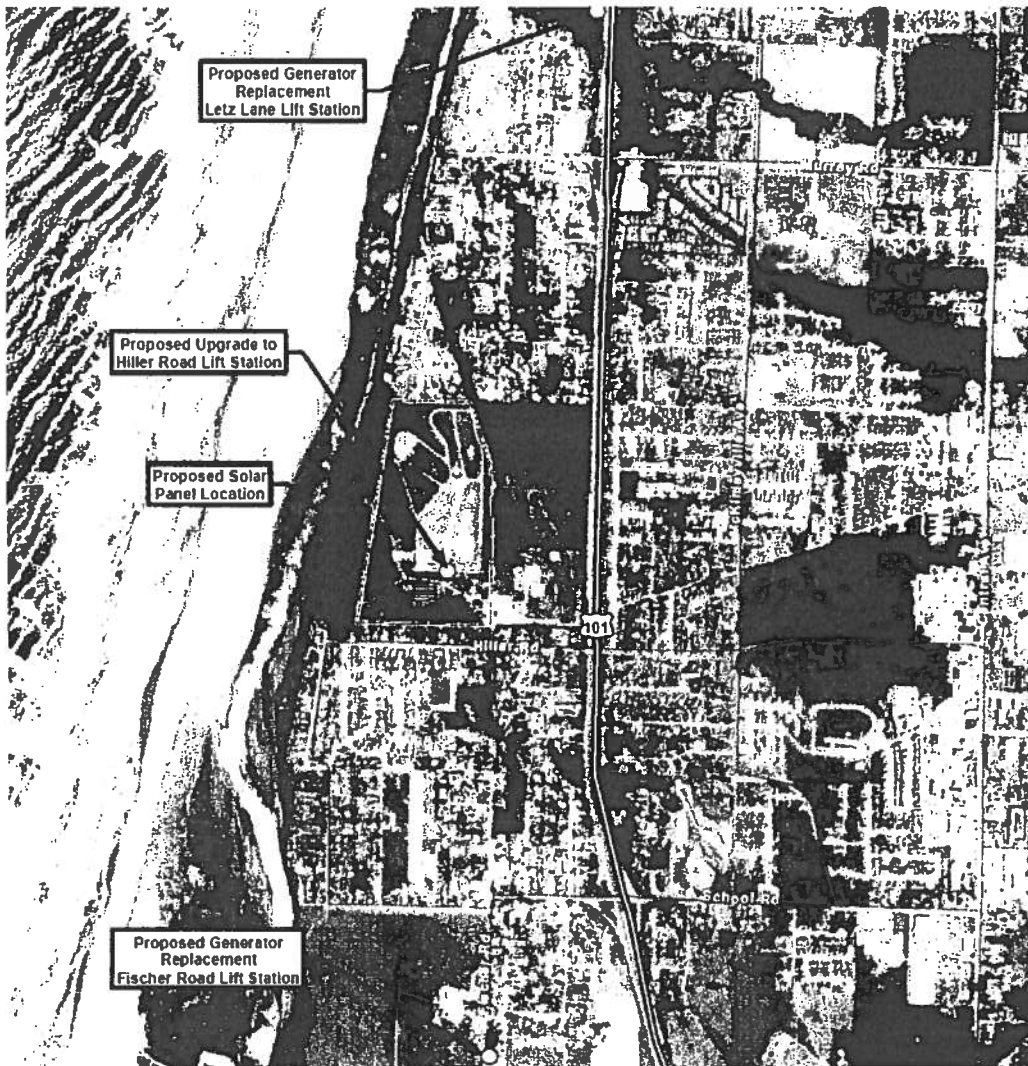
Signature: 

Date: 7/20/2016 **Title:** General Manager

X Signed by Lead Agency

Reasons why project is exempt: The project would include replacement of existing infrastructure at the Hiller Road, Fischer Road, and Letz Lane Lift stations. The replacement components will be located at the same site and have the same purpose and capacity of the infrastructure being replaced. The installation of new sewer flow monitoring equipment constitutes installation of small new equipment and facilities in small structures (manholes). The solar array will be installed at the existing wastewater treatment facility. Minor grading may occur. The installation of solar panels will not involve the removal of healthy mature, scenic trees.

This NOE has been prepared by GHD and reviewed by the MCSD.



Lead Agency Contact Person: Mr. Greg Orsini **Telephone:** (707) 839-3251

Signature: _____ **Date:** _____ **Title:** General Manager

X Signed by Lead Agency

McKinleyville Community Services District

BOARD OF DIRECTORS

April 7, 2021

TYPE OF ITEM: **ACTION**

ITEM: D.6 **Approve Submittal of Letter to the Department of Toxic Substance Control encouraging them to direct funds to the monitoring and cleanup of contamination at the former McNamara & Peepe Lumber Mill on Glendale Drive**

PRESENTED BY: **Patrick Kaspari, General Manager**

TYPE OF ACTION: **Roll Call Vote – Consent Calendar**

Recommendation:

Staff recommends that the Board approve the letter to the Department of Toxic Substance Control (**Attachment 1**) encouraging the State to direct funds to the investigation and cleanup of the former McNamara and Peepe Lumber mill and direct the General Manager to sign and send the letter to DTSC with copies to Assembly member Wood and Senator McGuire.

Discussion:

The former McNamara & Peepe lumber mill located off Glendale Drive (**Attachment 2 map**) previously had a dip tank and green chain area where the logs were dipped with pentachlorophenol (PCP) as a preservative and then stacked and dried. This practice resulted in PCP/TCP contamination at the site. In 1994, the State Department of Toxic Substance Control (DTSC) had approved a Remedial Action Plan which included capping the impacted soil with concrete, groundwater monitoring, and a land use covenant prohibiting site activities that might compromise the cap. In 1998, DTSC issued a Remedial Action Certificate stating that all the appropriate remedial actions had been completed. In 2002, Blue Lake Forest Products, the current owner of the site, declared bankruptcy and stopped pumping groundwater from an onsite well. Groundwater elevations then rose 15-feet, contacted the PCP/TCP impacted soils, and groundwater monitoring at the site reported PCP and TCP levels up to 16,000 parts per billion (ppb) and 1,500 ppb respectively in the groundwater. In 2008, DTSC issues an Imminent and Substantial Endangerment Determination because there “has been a release or threatened release of hazardous substances at the site.” In December 2018, DTSC issued a Decertification of the previous Remedial Action Certificate (**Attachment 3**) stating they were going to prepare a revised Remedial Action Plan. They have yet to prepare such a plan or perform any additional remedial actions at the site.

Humboldt Bay Municipal Water District is concerned that the groundwater contamination at the McNamara & Peepe site could migrate to the Mad River,

impact the waters of the Mad and then impact the water they extract from the aquifer below the Mad and deliver to MCSD and their other six municipal customers in the Humboldt Bay Area. In July of 2020, they worked with Thomas Law Group to issue a letter to the DTSC detailing their concerns and requesting DTSC “make aggressive remediation a priority” at the site (**Attachment 4**). DTSC has continued to perform periodic groundwater sampling at the site but has not made substantial progress on the development or implementation of a revised Remedial Action Plan. HBMWD has submitted a recent letter to DTSC requesting that they “...redouble its efforts to immediately identify and utilize all available funding sources to clean up the former McNamara and Peepe site to prevent contamination of our drinking water source.” HBMWD has asked that their Muni customers also consider sending similar letters to the DTSC. The Cities of Eureka and Arcata have approved sending letters, and it is on the Board/Council Agendas for the City of Blue Lake and the Fieldbrook/Glendale CSD to send such letters.

Alternatives:

Staff analysis consists of the following potential alternative:

- Take No Action

Fiscal Analysis:

No expected fiscal impact.

Environmental Requirements:

Not applicable.

Exhibits/Attachments:

- Attachment 1 – MCSD Letter to DTSC
- Attachment 2 – Vicinity Parcel Map of McNamara & Peepe site
- Attachment 3 – Dec. 28, 2018 DTSC Letter Decertifying Remedial Action Certificate
- Attachment 4 – July 23, 2020 letter from TLG to DTSC

PHYSICAL ADDRESS:

1656 SUTTER ROAD
McKINLEYVILLE, CA 95519

MAILING ADDRESS:

P.O. BOX 2037
McKINLEYVILLE, CA 95519

**MAIN OFFICE:**

PHONE: (707) 839-3251
FAX: (707) 839-8456

PARKS & RECREATION OFFICE:

PHONE: (707) 839-9003
FAX: (707) 839-5964

April 8, 2021

Ms. Cheryl L. Prowell
Department of Toxics Substances Control
700 Heinz Avenue
Berkeley, CA 94710

Re: McNamara & Peepe Lumber Mill Soil and Groundwater Monitoring and Cleanup - Humboldt County

Dear Ms. Prowell,

The McKinleyville CSD is a wholesale water customer of the Humboldt Bay Municipal Water District (HBMWD). We have been monitoring the situation and correspondence between DTSC and HBMWD concerning the above referenced contaminated site. Our District serves nearly 17,000 residential and commercial water customers in and around McKinleyville. Consequently, we are extremely concerned about the former McNamara & Peepe Lumber Mill site, particularly because DTSC issued an Imminent and Substantial Endangerment (ISE) Determination for the site in April 2008, and it appears that little progress has been made since then to remediate the contamination. The site is located directly adjacent to the Mad River, upstream and within close proximity to HBMWD's Ranney collectors, which supply drinking water to all of our customers and to two-thirds of the residents of Humboldt County.

We understand that budgets are limited. However, we encourage DTSC and the State to redouble their efforts to immediately identify and utilize all available funding sources to clean up the former McNamara and Peepe site to prevent contamination of our drinking water source - the Mad River. We understand that DTSC has proposed to spend only \$30,000 in its current year's budget for this site and that those monies would be spent only on investigation activities. In December 2018, DTSC made a finding that, "soil and groundwater contamination at the site is not under control and the implemented remedial actions (from 1998) are no longer protective of human health and the environment." Accordingly, we urge DTSC to commit adequate funding for this site in this budget year to immediately advance its investigation and cleanup efforts to protect our drinking water source.

Sincerely,

Patrick Kaspari, P.E.
General Manger

cc: Senator Mike McGuire
Assemblyman Jim Wood



Department of Toxic Substances Control

Matthew Rodriguez
Secretary for
Environmental Protection

Barbara A. Lee, Director
700 Heinz Avenue
Berkeley, California 94710-2721

Edmund G. Brown Jr.
Governor

December 28, 2018

Mr. Charles D. Aalfs
Blue Lake Forest Products, Inc.
4175 Cloverway Drive
Redding, California 96002
danaaalfs@gmail.com

Ms. Jennifer Finch and Mr. Robert Schultz
P.O. Box 146
Arcata, California 95518
magnaws@gmail.com

DECERTIFICATION, MCNAMARA AND PEEPE LUMBER MILL, GENDALE,
HUMBOLDT COUNTY, CALIFORNIA

Dear Mr. Aalfs, Ms. Finch, and Mr. Schultz:

The Department of Toxic Substances Control (DTSC) issued a Remedial Action Certification on March 9, 1998 for McNamara and Peepe Lumber Mill (Site) upon implementation of the remedial actions pursuant to the December 4, 1994 Remedial Action Plan. However, subsequent soil and groundwater investigations have revealed that soil and groundwater contamination at the Site is not under control and the implemented remedial actions are no longer protective of human health and the environment. Therefore, DTSC rescinds the March 9, 1998 Remedial Action Certification and issues this Decertification based on the following findings:

Site Identification and Landowners: The Site is located in Glendale, an unincorporated community in Humboldt County, approximately 0.9 miles southeast of the City of McKinleyville and approximately 1.2 miles northwest of the City of Blue Lake, Humboldt County, California. The Site occupies approximately 26 acres with nine Assessor's Parcel Numbers (APNs). The current landowners of the Site are (a) Blue Lake Forest Products, Inc. and (b) Jennifer Finch and Robert Schultz.

- Blue Lake Forest Products, Inc. owns seven parcels with APNs 516-091-020, 516-101-040, 516-101-060, 516-111-062, 516-111-063, 516-111-064, and 516-111-066 located on 1619 Glendale Drive.
- Jennifer Finch and Robert Schultz own two parcels with APNs 516-151-003 and 516-151-004 located on 1678 Glendale Drive.

1998 Remedial Action Certification: On December 5, 1994, DTSC approved the Remedial Action Plan with the following remedies for the Site:

- Consolidation of pentachlorophenol (PCP) and tetrachlorophenol (TCP) contaminated soils at the Green Chain area and installation of a new cap over such contaminated soils at areas encompassing APNs 516-101-060 and 516-111-063;
- Surface water and groundwater monitoring; and
- A land use covenant prohibiting any site activities which may compromise the integrity of the cap located at areas within APNs 516-101-060 and 516-111-063 and concrete slab located at an area within APN 516-151-003, as well as prohibiting development of these areas for uses for a residence, long-term care hospital, day-care facility, and school.

On March 9, 1998, DTSC issued the Remedial Action Certification stating that (a) all appropriate remedial actions have been completed, (b) a deed restriction was recorded the County's Recorder Office, and (c) long-term surface water and groundwater monitoring are necessary at the Site.

Subsequent Investigations and Contamination: During groundwater monitoring events conducted from 1997 through 2002, PCP concentrations were predominately below the cleanup goal of 1 µg/L and TCP concentrations were all below the laboratory reporting limit of 1 µg/L. In April 2002, Blue Lake Forest Products, Inc. declared bankruptcy and ceased groundwater pumping from an onsite lumber mill production well PW-1, which caused a rise of the groundwater elevation to approximately 15 feet higher than the previous groundwater elevation measured while the production well was operational. Since April 2002, groundwater has been in contact with the PCP- and TCP-impacted soil beneath the cap, thereby mobilizing hazardous substances from soil to groundwater.

Grab groundwater samples collected in May 2005 at various Site locations contained PCP and TCP concentrations as high as 16,000 µg/L and 1,500 µg/L, respectively. From December 2003 through May 2017, PCP and TCP have been detected in groundwater monitoring wells at concentrations up to 2,200 µg/L and 120 µg/L, respectively.

On April 22, 2008, DTSC issued an Imminent and Substantial Endangerment Determination, Docket No. I&SED 07/08-009 for this Site, because there has been a release or a threatened release of hazardous substances at the Site.

The former saw mill area, located within APNs 516-111-062 and 516-111-063, is partially unpaved and located adjacent to the cap at the Green Chain area encompassing APNs 516-101-060 and 516-111-063. The former saw mill building at the former saw mill area was demolished in 2006. Portions of the building foundation, in poor condition, remain at the former saw mill area. In 2010 and 2011, DTSC conducted investigation at the former saw mill area and found PCP concentrations in soil ranging from 1.8 mg/kg to 40 mg/kg, above the PCP cleanup goal of 1.75 mg/kg established in the 1994 Remedial Action Plan.

Therefore, the remedy selected in the 1994 Remedial Action Plan is no longer protective because (a) rising groundwater level have mobilized PCP/TCP in soil beneath the Green Chain area cap due to cessation of production well pumping in 2002; (b) surface water can percolate through PCP/TCP-impacted soil present below the former saw mill area as this area is partially unpaved and/or covered with a building foundation in poor condition; and (c) PCP/TCP can migrate offsite in groundwater or surface water runoff across the former saw mill area. Since the former saw mill area is partially unpaved and the pavement is in poor condition, people also run the risk of coming into direct contact with the contaminants. Therefore, additional remedial action is necessary to prevent potential exposures and rainwater infiltration at the former saw mill area.

Remedial Action Plan Amendment: To address the contaminated soil and groundwater, DTSC plans to prepare a Remedial Action Plan Amendment and select the appropriate remedy or remedies necessary to mitigate the impact of hazardous substances at the Site. The Remedial Action Plan Amendment will evaluate a range of the alternatives including capping of the former saw mill area, enhanced biodegradation of chemicals in groundwater, long-term groundwater monitoring, and amending the land use covenant.

Mr. Aalfs, Ms. Finch, and Mr. Schultz
December 28, 2018
Page 4

If you have any questions, please contact Henry Wong of my staff at (510) 540-3770 or henry.wong@dtsc.ca.gov.

Sincerely,



Janet Naito
Branch Chief
Site Mitigation and Restoration Program

cc: Stephanie Lai
Senior Staff Counsel
DTSC - Office of Legal Counsel
stephanie.lai@dtsc.ca.gov

Garry Rees
Streamline Planning Consultants
garry@streamlineplanning.net

Chad Waters
CEO
Royal Gold LLC
chadwaters707@gmail.com

T|L|G Thomas Law Group

TINA A. THOMAS

AMY R. HIGUERA
CHRISTOPHER J. BUTCHER
Senior Counsel

ANNE L. BAPTISTE
JOHANNAH E. KRAMER

455 CAPITOL MALL, SUITE 801 | ONE KAISER PLAZA, SUITE 875
SACRAMENTO, CA 95814 | OAKLAND, CA 94612

Telephone: (916) 287-9292 Facsimile: (916) 737-5858
www.thomaslaw.com

NICHOLAS S. AVDIS
ERIC E. REYNOLDS
Of Counsel

July 23, 2020

Ms. Cheryl L. Prowell
Ms. Nicole Yuen
Department of Toxic Substances Control
700 Heinz Avenue
Berkeley, CA 94710

RE: McNamara & Peepe Lumber Mill Soil and Groundwater Monitoring

Dear Ms. Prowell and Ms. Yuen,

Thank you for your letter dated April 6, 2020 (April 6th Letter). We have reviewed it and the Fourth Five-Year Comprehensive Review: Former McNamara and Peepe Lumber Mill (2020 5-Year Review). As you know, the Humboldt Bay Municipal Water District (District) supplies drinking water to approximately 88,000 people in Humboldt County and has continually expressed concern about potential contamination migrating from the former McNamara & Peepe property (the Site) into the Mad River and contaminating the District's water supply.

As discussed in greater detail below, the history and timeline of events at the Site show that DTSC has failed to make aggressive remediation a priority, despite the Site's proximity to the Mad River, the District's drinking water supply, and private wells. Further, DTSC has never performed a risk assessment for the risk presented by dioxin in water, despite acknowledging the Site's proximity to the Mad River and potential for contamination to migrate to the District's drinking water supply. Because of this, the level of risk to the District's drinking water supply is unknown. Additionally, there is no guarantee that the Site goal for dioxin in water will be protective of human health, given it is not based upon a risk assessment for the Site which accounts for the potential for contaminated water migrating from the Site to the District's drinking water supply. These shortcomings are further exacerbated by the fact DTSC does not plan to adequately investigate the extent of dioxin migration. Therefore, a risk analysis for dioxin in water must be performed, and site investigations must include sampling and monitoring surface water, soil, and nearby private wells. Finally, the District has ongoing concerns that DTSC is either willfully or negligently failing to provide transparent information regarding the Site.

The District requests a meeting with DTSC, to include Deputy Director Grant Cope, no later than August 31, 2020 to discuss its concerns and to ensure that DTSC prioritizes aggressive investigation and remediation of the Site without continued delay.

- 1. Due to the level of contamination and proximity to the Mad River, DTSC must prioritize aggressive investigation and remediation actions at the Site.**
 - a. The Site has a history of protracted remediation actions.**

The Site is located approximately one quarter mile north of the Mad River and 550 feet from Hall Creek.¹ Lumber operations began at the Site in 1949. A dip tank was installed in 1967. From 1967 to 1984, lumber was treated with chemical fungicides containing pentachlorophenol (PCP) and tetrachlorophenol (TCP) at 3 locations. The chemical fungicide also contained byproducts of dioxins. Lumber was submersed in PCP in dip tanks located in the green chain building from 1967 to 1981 and in a new dip tank at the southern end of the Site, beginning in 1981.² PCP was also sprayed on lumber at the planer chain building.

The environmental damages associated with discharges from the Site have long been known. A fish kill in October 1968 was attributed to PCP discharged from the Site. This event led the North Coast Regional Water Quality Control Board (NCRWQCB) to establish waste discharge requirements (WDRs) for the Site, which stated that no wood preservatives, fungicides, or other toxic materials should be discharged in such a manner that they could reasonably be expected to be carried into the waters of the State. In December 1979, the NCRWQCB observed overspray and drippings from the spray system at the planer chain building falling onto the soil beneath that building. In February 1981, the NCRWQCB sampled surface water runoff draining from the Site and found PCP concentrations at 200 µg/L,³ resulting in a notice of violation. Then in June 1981, PCP was spilled at the green chain building. Subsequently, the dip tank operation at the green chain was dismantled, and a new dip tank was set up in the southeastern portion of the Site. Lead and PCP exceedances in October 1984 resulted in a notice of violation in March 1985. As the Site's owner was financially unable to comply with the notice of violation's correctional requirements, the California Department of Health Services (DHS) performed interim remedial measures in October 1985 because DHS recognized "the potential for a release of hazardous substances from the dip tank and deteriorating drums to the Mad River, which is used as a drinking water supply, and because of the potential for public exposure to the chemical fungicide in the dip tank."⁴

¹ Hall Creek runs along the southern side of the Site before converging with the Mad River. DTSC's documents appear to refer to Hall Creek as Mill Creek.

² This area now a separate DTSC site: the McNord Lumber Co., site no. 12240047, at 1610 Glendale Drive, APN 516-151-019.

³ The maximum contaminant level (MCL) for PCP is 1.0 µg/L.

⁴ Trans Tech Consultants, Final Remedial Action Plan (Nov. 1994), p. 3-3.

Remedial investigations occurred from 1987 through 1989, but a remedial action plan was not prepared or approved until 1994. The 1994 Final Remedial Action Plan recommended installation of the concrete cap (cap) to prevent PCP and TCP in the soil beneath the green chain from being discharged to groundwater or to surface waters draining from the Site. At the time, there appeared to be no significant impacts to groundwater. A risk assessment was prepared for dioxins and PCP; however, the dioxin risk assessment only analyzed the risk presented by dioxin in soil. Four years later, in March 1998, the remedial actions were completed, and DTSC issued a remedial action certification.

Surface water sampling occurred from 1997 to 2002 when the NCRWQCB rescinded the stormwater sampling requirement due to a decreasing trend in low levels of PCP and TCP. Groundwater sampling has occurred at varying rates of consistency since 1997. Until 2001, no PCP or TCP contamination was detected in groundwater. In 2001, PCP was detected in several groundwater monitoring wells. After Blue Lake Forest Products terminated operations at the Site, groundwater levels rose significantly as a major well at the Site was no longer used. The elevated groundwater came into contact with the contaminated soil beneath the cap, causing the contaminants to mobilize in groundwater. In 2005, grab sample GW-7 had a PCP concentration of 16,000 µg/L. On April 22, 2008, DTSC issued an Imminent and Substantial Endangerment Determination, Docket No. I&SED 07/08-009. DTSC determined “there may be an imminent and substantial endangerment to the public health or welfare or to the environment” and that “response action is necessary at the Site because there has been a release or there is a threatened release of a hazardous substance.”

The above led to a determination in the 2008 5-Year Review that the cap did not “appear to be functioning as intended with regards to protection of groundwater resources.” The 2008 Five Year Review recommended a feasibility study/remedial action plan be developed to assess remedial alternatives and that the “next 5-year comprehensive review should be conducted after the implementation of the approved remedial alternative.”

However, six years later, the subsequent 2014 5-Year Review made the same recommendation, reflecting no remedial action was taken despite the 2008 finding that the cap was not protective of groundwater resources and the potential for “imminent and substantial endangerment to the public health or welfare or to the environment.”

In December 2018, DTSC rescinded the 1998 Remedial Action Certification, finding “soil and groundwater contamination at the Site is not under control and the implemented remedial actions are no longer protective of human health and the environment.” PCP concentrations currently remain high. As recently as the last groundwater sampling at the Site, which occurred in August 2019, PCP was reported at 1,200 µg/L at MW-1 and 110 µg/L at MW-12, both far in excess of PCP’s MCL.⁵

⁵ The District would like to correct section 5.3 of the 2020 5-Year review. Table 3, not Table 2, includes groundwater analytical results from 2015-2019. Additionally, the August 2019 sampling event resulted in the highest detection of PCP at 1,200 µg/L, not the May 2016 event at 1,100 µg/L.

The 2020 5-Year Review states that in July 2019 DTSC accepted a remedial action plan amendment prepared by Apex Companies, LLC; however, the District is unable to locate the accepted amendment on EnviroStor. Please forward a copy of the amendment to the District for review and post on EnviroStor.

b. The potential for the Site to contaminate the Mad River and the District’s drinking water supply is well recognized.

As noted, the District provides drinking water to approximately 88,000 people, approximately two thirds of the population of Humboldt County. The Mad River lies approximately one quarter mile south of the Site, and the District’s intake wells are located about one mile downstream of the Site.⁶ Water from the Site can drain into the Mad River through multiple pathways.

A surface drainage ditch on the Site drains into Hall Creek, which discharges into the Mad River. The 1994 Final Remedial Action Plan specifically confirmed that “[b]ecause tributary streams have the potential for becoming contaminated with surface runoff, the Mad [R]iver is a threatened resource.”

Additionally, groundwater at the Site flows south towards the Mad River. As stated in section 6.2 of the 2020 5-Year Review, “due to the impact to groundwater and the possible migration of the groundwater plume downgradient to the Mad River which serves as a drinking water source for Humboldt County, there is potential for exposure through drinking water.”

Further, it may be possible that groundwater at the Site feeds either the drainage ditch or tributaries to the Mad River. Depth to groundwater is typically about 7-10 feet along the southern edge of the Site, and the depth of the drainage ditch in that area is estimated to be 2-3 feet. Upon intense and sustained rainfall events, potential exists for groundwater to feed water in the ditch through subsurface travel from a temporarily elevated water table. If this occurs, groundwater contamination would likely reach the Mad River faster and in higher concentrations than if it flowed underground to reach the Mad River.

In light of the well-recognized potential for contamination from the Site to drain into the Mad River and the District’s drinking water supply, DTSC must aggressively investigate and remediate contamination arising from Site. The fact much of the surrounding area has been proposed for construction and development heightens the urgency as ground disturbance may exacerbate these risks by exposing and disturbing contaminated soil.

2. DTSC’s Site goal for dioxin in water must be based upon a risk assessment.

The 2020 5-Year Review sets the Site goal for dioxin in water to the MCL (30 pg/L), rather than the public health goal (PHG) (0.05 pg/L), with no evidence to assure the public that this level of

⁶ Specifically, Collector 4 is located 1.1 miles downstream of the Site.

contamination will not endanger human health or the environment. As noted above, the 1994 risk assessment with respect to dioxins was limited to ingestion of or dermal contact with soil. Ingestion of water was not considered.

All parties agree that water leaving the Site may reach the Mad River, the District's drinking water supply. In addition, contamination has been migrating in groundwater and may be impacting private wells on nearby and adjacent parcels. Aerial photos show that the pumphouse for a private well on one adjacent property is directly across the drainage ditch from the cap (and near MW-12). To the District's knowledge, a risk assessment has never been performed to determine the risk that dioxins pose to the private wells in the neighborhood either.

In light of the changed circumstances at the Site, including the migration of contaminants through groundwater, DTSC must undertake a risk assessment for dioxins in water and set the site cleanup goal based on that analysis. There is no guarantee that application of the MCL⁷—which is 600 times greater than the PHG—will be protective of the District's drinking water supply. There is no justification for arbitrarily setting the goal at such a high level without foundation. At the Georgia Pacific Lumber site in Fort Bragg (site no. 23240008), the water quality objective was set to the PHG, not the MCL. DTSC has not provided any explanation why setting the project goal to meet the PHG was feasible at the Georgia Pacific Lumber site but not here. Given the proximity to the District's drinking water supply, remediation goals must be as aggressive and protective of human health and the environment as possible and be based upon a scientific assessment of these site-specific risks.

To ensure future decisions and actions are properly informed, the District demands a risk assessment be prepared within 6 months of DTSC receiving the lab data for the next groundwater and surface water sampling event. The District requests that upon completion of a risk assessment for the risks presented by dioxin in water, the analysis be submitted to the District for concurrence.

3. Adequate sampling and monitoring must be done to inform aggressive remediation.

In addition to completing a risk assessment, DTSC must undertake adequate sampling of all contaminants of concern across all potentially effected media to determine the extent of the contaminant plumes. The 2020 5-Year Review only recommends sampling for dioxins in downgradient wells.⁸

⁷ The District notes that, while the text of the 2020 5-Year Review correctly states the MCL for dioxins is 30 pg/L (pages 16-17 of the pdf; the report itself is not paginated), Table 6 incorrectly lists the MCL as 30 µg/L, which is an error of 6 orders of magnitude.

⁸ The District would like DTSC's assurance that MW-5, directly downgradient of the green chain area, will be repaired or replaced. The recent reports state that the well monument was rusted shut and precluded sampling in August 2019. Based on its location and current contaminant levels, it is imperative that this well be operational or replaced.

Soil and surface water testing in the drainage ditch and Hall Creek must occur to determine whether contamination is directly traveling to the Mad River via surface water runoff or from heightened groundwater levels feeding the drainage ditch. In the drainage ditch, DTSC should sample soil and surface water in the vicinity of MW-1. DTSC has calculated that the estimated TEQs for dioxins in groundwater in MW-1 and MW-10 exceed the PHG, and levels at MW-1 exceed the MCL as well. This demonstrates that a dioxin plume of contaminated groundwater has migrated to the south, past the drainage ditch and beneath private residences south of the Site. Accordingly, the wells of nearby private residences must be monitored as well. As noted, one private well is directly across the drainage ditch from the cap, demonstrating the potential for these wells to pull in contaminated groundwater.

DTSC contends dioxins do not mobilize in groundwater due to their affinity to strongly sorb to soil. While this may reflect dioxins' typical properties, such statements fly in the face of actual data arising from the Site. It is possible that co-contamination with hydrocarbons has increased the solubility and mobility of the dioxins. Alternatively, fine particles may be moving through groundwater, transporting sorbed dioxins in the process. Regardless of the mechanism, sampling since 2019 has repeatedly shown the presence of dioxins in groundwater. The MCL for dioxins has been exceeded at MW-1 and the PHG exceeded at MW10. Additionally, dioxins were detected in low levels in groundwater on an adjacent property that used to be part of the Site. Thus, arguing that dioxins do not typically migrate in groundwater fails to address the reality that they are doing so here.

DTSC has further alleged that the cap continues to serve the function of preventing contaminant discharge into surface water. The basis for this assertion is indeterminable. Surface water has not been sampled since 2002 when Site conditions were significantly different. At this point, the Site's history is rife with incorrect assumptions. DTSC assumed that the cap would be protective of groundwater, but it has completely failed in this capacity. DTSC further assumes dioxins should not be present in groundwater due to their hydrophobic nature, yet they are. Considering the potential risk to public health, it is irresponsible of DTSC to exclude surface water sampling based on the assumption that the cap is protective of that resource.

In light of the above, the District demands that, in addition to groundwater well sampling, surface water, soil, and private wells be sampled. Knowing the full extent of contamination is a prerequisite for developing an effective remediation plan, which must be carried out aggressively to mitigate any risks to the District's drinking water supply. In 2019, the District requested quarterly sampling occur. The District reiterates that request here to better investigate contamination concentration variability throughout the year due to the rise and fall of water table.

4. Investigation and remediation activities must include the former McNord Property.

In addition to the above, sampling must be conducted at the former McNord property where PCP was detected in groundwater at 0.49 ppb in 2003. The former McNord property is the site of the second dip tank, where PCP was applied from approximately 1981 to 1984. An application for

voluntary oversight was submitted by the property owner to DTSC and the NCRWQCB on October 24, 2019; to date, no work has been performed under this agreement. This agreement must be signed and implemented.

5. The District's concerns regarding lab results must be addressed.

a. DTSC must require lower laboratory reporting limits.

The District expressed concern that DTSC is permitting dioxin sampling procedures that result in inaccurate or opaque results because reporting limits of 52 pg/L or 110 pg/L were used, which are 4 to 5 orders of magnitude higher than the PHG. DTSC asserts that the District's request to use reporting limits that match the PHG cannot be achieved but admitted a detection limit of 5 pg/L is feasible. Despite stating 5 pg/L is feasible, DTSC did not commit to ensuring this detection limit would be used, instead stating that it would work to find a lab that can reach the detection limit of 30 pg/L or slightly lower. This is greatly concerning because the District disputes that 5 pg/L is the lowest feasible reporting limit and because the circumstances warrant utilizing the lowest reporting limit possible.

With respect to feasible reporting limits, Frontier Analytical Laboratory (Frontier) has been recommended to the District. Frontier provides a detection limit of 0.155 pg/L, far below the 5.0 pg/L reporting limit asserted by DTSC. Further, in its July 26, 2019 email to DTSC, ERRG specifically listed Torrent Laboratory, Inc. (Torrent) as a potential lab for the dioxin analysis; according to the information provided by ERRG, Torrent is able to reach the 0.05 pg/L reporting limit. This demonstrates that far more accurate testing is feasible than alleged by DTSC.

Given the PHG for dioxins is 0.05 pg/L, the lowest possible reporting limit should be used to quantify the risk as accurately as feasible. DTSC provides no justification for its resistance to pursuing the lowest limit that is feasible and warranted in light of the potential for contamination to reach the District's drinking water supply. Additionally, the outcome of the necessary risk assessment may well demonstrate that the project goal must be lower than the MCL of 30 pg/L. As noted above, the goal for the Georgia Pacific Lumber site was set to 0.05 pg/L, the PHG. Testing needs to reflect this potential and provide the most accurate data possible. The District fears that by seeking to rely on excessively high reporting limits, it is DTSC's intention to continue to characterize sampling results above the PHG, but below the MCL, as "nondetect" and obscure the true scope of the risk. Accordingly, the District demands that a laboratory that can achieve the appropriate reporting limits, such as Torrent or Frontier, be used going forward.

b. Test America should not be used in the future.

Uncertainty regarding the MW-10 results in the December 2019 Groundwater Monitoring Report arises in part from the fact that compounds were detected in the method blanks; DTSC and Test America speculate that the compounds in MW-10(FD) are lab artifacts. The failure to provide a proper

method blank is inappropriate. In the future, another lab should be used to ensure accurate test results. The District and the surrounding community are entitled to accurate results and transparent reports. Inaccurate results should not provide an opportunity to strike data and misrepresent risks.

6. DTSC should refrain from referencing the 2003 Phase II because it in no way reflects current conditions.

The District is increasingly alarmed that DTSC continues to cite to the 2003 Phase II conducted at the Site by Winzler & Kelley as though it reflects current conditions. The April 6th Letter includes a paragraph summarizing the results of the 2003 Phase II, stating PCP concentrations were no higher than 0.49 µg/L, and fails to provide any further discussion of the significant changes in Site conditions which led to PCP readings as high as 16,000 µg/L in 2005 and that remain at 1,200 µg/L in the most recent groundwater monitoring report. More concerning, in 2019, DTSC relied on the 2003 Phase II in providing a comfort letter to APN 516-111-064, which led to confusion in local planning deliberations as to whether that specific parcel was unquestionably safe to develop due to the trust local planners put in DTSC.

Reliance on the 2003 Phase II is inappropriate based on the fact that it is nearly 17 years old and, as such, is significantly outdated. Moreover, DTSC is well aware that Site conditions have deteriorated dramatically since 2003. The past three 5-Year Review Reports have discussed how rising groundwater has caused contaminant migration in groundwater, culminating in DTSC’s 2018 rescission of the Site’s Remedial Action Certification. There is no question that the 17-year-old 2003 Phase II does not reflect these changed conditions. Accordingly, the District finds DTSC’s reference to the 2003 Phase II to be disingenuous and indicative of DTSC’s abrogation of its duty to protect California’s people and environment from harmful effects of toxic substances. The District demands that DTSC refrain from further references to the 2003 Phase II as indicative of current contamination conditions on the Site or surrounding parcels.

* * * * *

Thank you for your time and consideration of this matter. Given the extreme toxicity of dioxin, DTSC’s failure to determine the extent of the contamination or develop an effective remediation plan, and the District’s need to protect the community’s water supply, we look forward to your response and meeting via teleconference or videoconference to discuss and address the District’s concerns. Please do not hesitate to contact me with any questions or concerns.

Respectfully,

Anne Baptiste

cc: Humboldt Bay Municipal Water District

Meredith Williams, Director, DTSC
Grant Cope, Deputy Director, DTSC
Office of Governor Gavin Newsom
Mike McGuire, Senator, District 2
Jim Wood, Assemblymember, District 2
California Department of Fish and Wildlife
North Coast Regional Water Quality Control Board
Humboldt County Board of Supervisors
John Ford, Director, Humboldt County Planning & Building
Humboldt Baykeeper

This Page Left Intentionally Blank

McKinleyville Community Services District

BOARD OF DIRECTORS

April 7, 2021

TYPE OF ITEM: **ACTION**

ITEM: E.1 **Consider Second Reading and Adoption of Ordinance No. 2021-04 Adding Regulation 68-Latent Powers, to Article VI: Miscellaneous, of the MCSD Rules and Regulations**

PRESENTED BY: **Pat Kaspari, General Manager**

TYPE OF ACTION: **Roll Call Vote**

Recommendation:

Staff recommends that the Board review the provided material, discuss, take public comment, and approve the second reading and adoption of Ordinance no. 2021-04 Adding in Regulation 68, Latent Powers, to Article VI: Miscellaneous, of the MCSD Rules and Regulations, and adopting Rule 68.01-Introduction, Rule 68.02-Exercising Latent Powers, and Rule 68.03-Services for those Experiencing Homelessness, by title only.

Discussion:

At the October 7, 2020 Board Meeting, Director Corbett presented a memo outlining his recommendations with regards to clarifying certain aspects of the District's authority. Director Corbett's memo recommended that a Committee be established to review and clarify the District's authority or latent powers with respect to the following areas:

- 1) Library
- 2) Law Enforcement
- 3) Community Forest
- 4) Reclamation
- 5) Homeless
- 6) Support of McKinleyville Municipal Advisory Committee (MMAC)

Past Board President Burke established the Latent Powers Committee (Committee) at the October 7, 2020 Board Meeting, and current Board President Mayo reestablished the Committee with current members at the December 9, 2020 Board Meeting. The Committee has had several meetings to discuss and research the various latent powers outlines above and discuss this issue with the Local Agency Formation Commission (LAFCo) Staff. At the February 3, 2021 Board meeting, the Latent Powers Committee presented the Latent Powers Committee Report (Report) on the powers listed above. The Board approved the Committee's recommendations presented in the Report in their entirety. These

recommendations will be coming back to the Board as Policies, Ordinances and Rules & Regulations as District Staff and the Committee is able to prepare them.

In order to facilitate the organization and tracking of these various Latent Powers, the Committee recommends the establishment of Regulation 68-Latent Powers in the District's Rules and Regulations. Ordinance 2021-04 (**Attachment 1**) establishes Regulation 68-Latent Powers, under Article VI: Miscellaneous of the District's Rules and Regulations. Additionally, it establishes Rule 68.01- Introduction, and Rule 68.02-Exercising Latent Powers, which serve as background information on the District's current Latent Powers and the process for adopting additional Latent Powers. It also adds Rule 68.03-Services for Those Experiencing Homelessness, which outlines the policy presented in the Report, recognizing the impact homelessness has, reiterating that the District has no legal authority to be able to provide direct assistance to the homeless, and details that the District can facilitate third parties to provide these services through the rental of District's facilities or properties.

The first reading of this Ordinance took place on March 3, 2021. In order for an Ordinance to be approved, it must go through two readings with adoption taking place at the second reading. If any substantive changes are made during this meeting, a first reading must be repeated and second reading scheduled for a future regular meeting.

Alternatives:

Staff analysis consists of the following potential alternative

- Take No Action

Fiscal Analysis:

Not applicable

Environmental Requirements:

Not applicable

Exhibits/Attachments:

- Attachment 1 – Ordinance No. 2021-04

ORDINANCE NO. 2021-04

**AN ORDINANCE OF THE MCKINLEYVILLE COMMUNITY SERVICES DISTRICT
ADDING REGULATION 68, LATENT POWERS TO ARTICLE VI: MISCELLANEOUS,
OF THE MCSD RULES AND REGULATIONS**

WHEREAS, the McKinleyville Community Services District recently discussed and appointed an ad-hoc sub committee to review the District’s Latent Powers; and

WHEREAS, the Latent Powers Committee recommended, later approved by the full MCSD Board, to clarify existing and future Latent Powers of the District; and

WHEREAS, the District wishes to clarify their powers and authorities relating to the issue regarding services to those experiencing homelessness; and

WHEREAS, Government Code section 61100 does not specifically allow the ability of any Special District to provide homeless or other social services as a latent power; and

WHEREAS, the Local Agency Formation Commission (LAFCo) believe social services is a function of the County, not the purview of Community Services Districts; and

WHEREAS, the Latent Powers Committee agrees that the District does have the authority to lease property to third party entities who may wish to run social service programs for those experiencing homelessness; and

WHEREAS, the ability to rent or lease its property is in accordance with the District’s general powers under section 61060; and

WHEREAS, the Latent Powers Committee recommended, later approved by the full MCSD Board, to prepare a policy statement consistent with District Rules and Regulations, Article IV, Regulation 45 Permits, Fees, and Deposits; and

WHEREAS, to create a section to hold all clarified latent powers, it is necessary to amend the Districts Rules and Regulations to include a new Regulation under Article VI: Miscellaneous for Latent Powers.

NOW, THEREFORE, the Board of Directors of the McKinleyville Community Services District ordains as follows:

Regulation 68, Latent Powers, is added to Article VI of the District’s adopted Rules and Regulations to read as follows:

REGULATION 68 – LATENT POWERS

Rule 68.01: INTRODUCTION – This regulation will detail and clarify the Latent Powers of the District. The State of California Government Code, Title 6, Division 3, Part 3, Chapter 1, Section 61100, states “within its boundaries, a district may do any of the following:” and then lists in its subsections various latent powers. As detailed in the

2009 adopted Municipal Service Review (MSR) prepared by the Humboldt County Local Agency Formation Commission (LAFCo), the District currently provides the following services:

- Water,
- Wastewater,
- Parks and Recreation,
- Street Lighting,
- Open Space, and
- Stormwater Detention Basins.

Rule 68.02: EXERCISING LATENT POWERS – The process for activation of latent powers per the Cortese-Knox-Hertzber Act consists of the following steps:

1. Government Code Section 61106(a) If a Board of Directors desires to exercise a latent power, the district shall first receive the approval of the local agency formation commission, pursuant to Article 1.5 (commencing with Section 56824.10) of Chapter 5 of Part 3 of Division 3.
2. Government code Section 61106(b) After receiving approval of the Local Agency Formation Commission, the Board of Directors may, by ordinance, order the exercise of that power.
3. Latent powers activation does not require an election unless sufficient written protest during the protest hearing process was received.
4. A certificate of completion should be recorded to certify the exercise of new and/or different functions.

Rule 68.03: SERVICES FOR THOSE EXPERIENCING HOMELESSNESS – The Board and Staff of McKinleyville CSD are sensitive to the impact homelessness has on our community. As a California Special District, McKinleyville community Services District has specific authorities. With that in mind, MCSD has no authority or funding to serve those experiencing homelessness in our community. To address unmet needs in McKinleyville, MCSD can offer facilities to third parties to serve those experiencing homelessness in the community. This includes, but is not limited to, Parks, buildings, and undeveloped property owned by MCSD. The process for accessing an agreement with MCSD can be found in Article IV, Regulation 45: Permits, Fees and Deposits, of the MCSD Rules and Regulations. Any third party interested in utilizing MCSD facilities for the care, support, or locating the homeless population will be required to apply for a permit consistent with these rules and regulations. Any request for these services will be reviewed on a case-by-case basis and will require action by the MCSD Board of Directors. A facility use agreement that lays out specifics, including cost and term, will be required, and must be approved by the Board in an open, public meeting.

This Ordinance shall take effect and be in full force and effective thirty (30) days after its passage.

Introduced at a regular meeting of the Board of Directors held on March 3, 2021 and passed and adopted by the Board of Directors on _____, upon the motion of Director _____ and seconded by Director _____ and by the following roll call vote:

AYES:

NOES:

ABSTAIN:

ABSENT:

Attest:

Dennis Mayo, Board President

April Sousa, CMC, Board Secretary

This Page Left Intentionally Blank

McKinleyville Community Services District

BOARD OF DIRECTORS

April 7, 2021

TYPE OF ITEM: **ACTION**

ITEM: E.2 **Consider Adoption of Resolution 2021-07 Revising the Board Policy Manual, Appendix A, to Formalize Support of the McKinleyville Municipal Advisory Committee and Clarify the Board’s Role and Responsibilities**

PRESENTED BY: **April Sousa, Board Secretary**

TYPE OF ACTION: **Roll Call Vote**

Recommendation:

Staff recommends that the Board review the material provided, take public comment, and consider the adoption of Resolution 2021-07 revising the Board Policy Manual to formalize support of the McKinleyville Municipal Advisory Committee (MMAC) and clarify the Board’s role and responsibilities.

Discussion:

The Latent Powers Committee recommended certain items at the February 2021 Board meeting. As part of the comprehensive report, the Board approved the following recommendation from the committee regarding the McKinleyville Municipal Advisory Committee:

Recommendation: District Staff prepares a Policy Statement for Board approval that 1) Formalizes the meetings between District Board President, GM, MMAC Chair, and Fifth District Supervisor, 2) providing a stipend not to exceed \$3,000 (to be a budgeted for in the upcoming 2021-2022 Fiscal Year), and/or provides for in-kind contributions in District Staff and Office Support, 3) Continue to provide meeting space support at McKinleyville Middle School, 4) Provide letters of support for MMAC Grants, etc. as appropriate and Board Approved, 5) Establishes an annual joint meeting between MMAC and MCSD Boards.

Staff has incorporated the items within the recommendation within the Board Policy Manual (Attachment 2) and provide for the approval of such changes through Resolution 2021-07 (Attachment 1). The Latent Powers Committee has also had the opportunity to review these changes and the resolution.

Alternatives:

Staff analysis consists of the following potential alternative

- Take No Action

Fiscal Analysis:

The fiscal impact for providing in-kind donations of staff and office support will be addressed in each budget cycle.

Environmental Requirements:

Not applicable

Exhibits/Attachments:

- Attachment 1 – Resolution 2021-07
- Attachment 2 – Tracked Changes Board Policy Manual Appendix A, MMAC Section

RESOLUTION 2021 – 07

A RESOLUTION OF THE MCKINLEYVILLE COMMUNITY SERVICES DISTRICT REVISING THE BOARD POLICY MANUAL, APPENDIX A, TO FORMALIZE SUPPORT OF THE MCKINLEYVILLE MUNICIPAL ADVISORY COMMITTEE AND CLARIFY THE BOARD’S ROLE AND RESPONSIBILITIES

WHEREAS, The District has always worked closely with the McKinleyville Municipal Advisory Committee (MMAC); and

WHEREAS, the MCSD Board Appointee and General Manager are voting members of the MMAC; and

WHEREAS, The MMAC engages in important community issues within McKinleyville that directly impact the District, currently including the town center ordinance, multimodal transportation/accessibility, homelessness, public safety and more; and

WHEREAS, the District would like to formalize its relationship and provide support to the MMAC.

NOW, THEREFORE, BE IT RESOLVED that the Board of Directors of the McKinleyville Community Services District does hereby revise the Board Policy Manual, Appendix A, McKinleyville Municipal Advisory Committee section to reflect the following:

McKinleyville Municipal Advisory Committee: The primary purpose of the McKinleyville Municipal Advisory Committee (MMAC) is to provide a consistent forum for the public to hear about, engage in, and advise the Humboldt County Board of Supervisors on local community issues.

The MMAC is tasked with gathering input from the community and providing advice on matters which relate to county services which are or may be provided to the greater McKinleyville area by the County or other local government agencies. The advice to be provided by the MMAC includes but is not limited to advice on matters of public health, safety, welfare, public works, public financing, and proposed annexations that may affect the local area covered by the MMAC.

An additional responsibility of the MMAC is to review, comment and provide advisory recommendations to the Planning Commission and the Board of Supervisors on proposed zoning amendments, and General Plan petitions and amendments located within the McKinleyville planning area related to conformance with the McKinleyville community plan. The MMAC will also discuss and provide input on long-range planning issues.

As outlined above, these community issues impact the District. The MMAC conducts business without any budget and with a limited staff support from the County of Humboldt. In an effort to increase support and collaboration, MCSD may provide a small stipend of \$3,000 of in-kind services to MMAC for community meetings and other MMAC meeting related expenses. This stipend

may be budgeted for by MCSD during each fiscal year budget process and provides for in-kind contributions of supplies and District staff/office support. Additionally, MCSD provides meeting space support at the McKinleyville Middle School and letters of support for grants as appropriate and approved by the Board. This support is conditional upon MCSD reserving any and all existing and future legal rights conferred upon the District by local, state, and federal law, and in no way defers or apports those rights to the MMAC.

The MMAC is comprised of eight voting members who reside, own property, or conduct a business in the greater McKinleyville area. Six of the MMAC committee members are appointed by the County Board of Supervisors and one is a representative of MCSD appointed by the Board President annually to a term of one year. The General Manager also serves as a voting member of the MMAC. An alternate Director will be selected in the event the primary Director is unable to attend a meeting. The designated Board Member should report back to the Board during the regular monthly Board of Directors meetings matters of relevance to the District. The MMAC meet once a month on the last Wednesday at 6:00pm at the McKinleyville Middle School located at 2275 Central Ave., McKinleyville.

Additionally, the Board President, District General Manager, MMAC Chair, and the Humboldt County Fifth District Supervisor meets monthly. A joint meeting between the MMAC and MCSD Boards will take place annually.

ADOPTED, SIGNED AND APPROVED at a duly called meeting of the Board of Directors of the McKinleyville Community Services District on April 7, 2021 by the following polled vote:

AYES:
NOES:
ABSENT:
ABSTAIN:

Dennis Mayo, Board President

Attest:

April Sousa, CMC, Board Secretary

shall encompass the overall condition of the MCSD finances, all audit recommendations for changes. and management letters

- Discuss financial statements directly with management, with independent auditors in private and privately among Committee members while maintaining an appropriate degree of professional skepticism
- Identify future financial challenges with auditors and management
- Monitor controls designed to prevent and detect senior management override of other controls
- Review annual true cost set asides to insure that all cost centers of the District have a completed plan to amortize future costs, to recommend set asides for the Board of Directors, compliance with set asides and insure management has developed a schedule of repayment for borrowings of these funds that is consistent with District financial integrity
- Establish procedures for complaints regarding accounting, internal controls or auditing matters – such procedures should specifically provide for the confidential, anonymous reporting by employees of concerns regarding questionable accounting or auditing matters
- Report annually to the full Board and the public on how it satisfied its duties and met its responsibilities

The Audit Committee should meet on a regular basis and report to the Board during the regular monthly Board of Directors meetings. The report should address or include at a minimum, the activities of the Committee, significant findings brought to the attention of the Committee, any indications of suspected fraud, waste or abuse, significant internal control findings and activities of the internal audit function.

Employee Negotiations Committee: The primary purpose of the Employee Negotiations Committee is to allow open communication between staff and the Board of Directors regarding staff's benefit package.

The committee is comprised of two Directors and a staff nominated representative from each department. The MCSD Board President will appoint the Directors to serve for the Employee Negotiations Committee annually. The designated Board Members should report back to the Board during the regular monthly Board of Directors meetings as necessary. The committee meets on an "as needed" basis when the term of the previous negotiation is close to expiration. The committee members will be called upon to meet with the General Manager to review wage studies and other proposed policy changes to MCSD benefit and compensation package. Committee members should as background be familiar with wage comparisons of other similar entities, retirement benefit amortizations and medical benefit programs.

McKinleyville Municipal Advisory Committee: The primary purpose of the McKinleyville Municipal Advisory Committee (MMAC) is to provide a consistent forum for the public to hear about and advise the [Planning Commission and Humboldt County](#) Board of Supervisors on local community issues.

The MMAC is tasked with gathering input from the community and ~~commenting-providing~~ advice on matters ~~of concern~~ which relate to county services which are or may be provided to the greater McKinleyville area by the County or other local government agencies. The advice to be provided by the MMAC includes including but is not limited to ~~public works, health, safety, welfare and public financing.~~ advice on matters of public health, safety, welfare, public works, public financing, and proposed annexations that may affect the local area covered by the MMAC.

An additional responsibility of The the MMAC is to review, comment and provide advisory recommendations to the Planning Commission and the Board of Supervisors on proposed zoning amendments, and ~~general~~ General Plan plan petitions and amendments located within the McKinleyville planning area related to conformance with the McKinleyville community plan. The MMAC will also discuss and provide input on long-range planning issues.

As outlined above, these community issues impact the District. The MMAC conducts business without any budget and with a limited staff support from the County of Humboldt. In an effort to increase support and collaboration, MCSD may provide a small stipend of \$3,000 of in-kind services to MMAC for community meetings and other MMAC meeting related expenses. This stipend may be budgeted for during each fiscal year budget process and provides for in-kind contributions of supplies and District staff/office support. Additionally, MCSD provides meeting space support at the McKinleyville Middle School and letters of support for grants as appropriate and approved by the Board. This support is conditional upon MCSD reserving any and all existing and future legal rights conferred upon the District by local, state, and federal law, and in no way defers or apportions those rights to the MMAC.

The MMAC is comprised of ~~seven-eight appointees-voting members~~ who reside, own ~~property or property, or~~ conduct a business in the greater McKinleyville area. ~~Five-Six~~ of the MMAC committee members are appointed by the County Board of Supervisors and ~~two are representatives~~ one is a representative of MCSD appointed by the MCSD Board President annually to a term of one year. ~~The MCSD Board President will appoint a Director to serve as a member for the MMAC annually and the~~ General Manager also serves as a voting member of the MMAC. on the committee as well. An alternate Director will be selected in the event the primary Director is unable to attend a meeting. The designated Board Member should report back to the Board during the regular monthly Board of Directors meetings matters of relevance to the District. The MMAC meet once a month on the last Wednesday at 6:00pm at the ~~Azalea Conference Center, McKinleyville Middle School,~~ located at 2275 Central Ave, McKinleyville.

Additionally, the Board President, District General Manager, MMAC Chair, and the Humboldt County Fifth District Supervisor meets monthly. A joint meeting between the MMAC and MCSD Boards will take place annually.

Environmental Matters Committee: The primary purpose of the Environmental Matters Committee is to meet the needs of all environmental matters, from water to wastewater to

land use. This committee will review local limits, groundwater sustainability and participate in the HBMWD Water Task Force as needed as well as any other task force, Ad Hoc committee, or review regarding any environmental matters. This committee meets on an “as needed” basis.

This Page Left Intentionally Blank

McKinleyville Community Services District

BOARD OF DIRECTORS

April 7, 2021

TYPE OF ITEM: **ACTION**

ITEM: E.3 **Approve Notice of Exemption for the Acquisition of Community Forest Land and Approve Community Forest Project in Principle**

PRESENTED BY: **Pat Kaspari, General Manager**

TYPE OF ACTION: **Roll Call Vote**

Recommendation:

Staff recommends that the Board review the provided material, discuss, take public comment, approve the Notice of Exemption for the acquisition of the Community Forest Land from Trust for Public Lands, approve the project in principal and direct the General Manager to sign and file the NOE (**Attachment 1**) with the Humboldt County Clerk and State Office of Planning and Research.

Discussion:

As the Board is aware, Trust for Public Lands has received a grant from the State of California Natural Resource Agency to purchase 550 acres of land from Green Diamond Resource Company and then deed the land over to the District for the establishment of a Community Forest. One of the grant requirements from the granting agency is that CEQA be completed by the District for the acquisition of the property.

Section 15316, Transfer of Ownership of Land in Order to Create Parks, of the Guidelines for California Environmental Quality Act (CEQA) states: Class 16 consists of the acquisition, sale or other transfer of land in order to establish a park, where the land is in a natural condition or contains historical or archaeological resources and the management plan for the park has not been prepared. Is categorically exempt from CEQA.

The Management Plan for the Community Forest has not been prepared. There are also several other items that need to be completed prior to the acquisition of the property including ensuring that there are no additional onerous restrictions place on the District by the granting agency, that a Phase 1 Environmental Site Assessment does not find extensive environmental contamination, that the use of the land as a Community Forest conforms to the County General Plan. The District is still in the process of answering those questions. Assuming there are no major issues with the acquisition of the land, the approval of this CEQA NOE indicates the Boards approval of the acquisition of the land in principle.

Alternatives:

Staff analysis consists of the following potential alternative:

- Take No Action

Fiscal Analysis:

Cost associated with this action is minimal. The overall costs for the operation and maintenance of a Community Forest are unknown at this time.

Environmental Requirements:

A Notice of Exemption is required at this time. Another CEQA document will be required upon completion and approval of a Management Plan and prior to the implementation of that plan. Depending on the final project, the CEQA document may be an EIR or an Initial Study and Mitigated Negative Declaration. Other environmental and planning permits may also be required prior to the implementation of any such plan as well.

Exhibits/Attachments:

- Attachment 1 – CEQA Notice of Exemption for MCSD Community Forest Project
- Attachment 2 – Map of Proposed Community Forest
- Attachment 3 – Grant agreement between Trust for Public Lands and State of California Natural Resource Agency

Notice of Exemption

Appendix E

To: Office of Planning and Research
P.O. Box 3044, Room 113
Sacramento, CA 95812-3044

County Clerk
County of: _____

From: (Public Agency): _____

(Address)

Project Title: _____

Project Applicant: _____

Project Location - Specific:

Project Location - City: _____ Project Location - County: _____

Description of Nature, Purpose and Beneficiaries of Project:

Name of Public Agency Approving Project: _____

Name of Person or Agency Carrying Out Project: _____

Exempt Status: **(check one):**

- Ministerial (Sec. 21080(b)(1); 15268);
- Declared Emergency (Sec. 21080(b)(3); 15269(a));
- Emergency Project (Sec. 21080(b)(4); 15269(b)(c));
- Categorical Exemption. State type and section number: _____
- Statutory Exemptions. State code number: _____

Reasons why project is exempt:

Lead Agency

Contact Person: _____ Area Code/Telephone/Extension: _____

If filed by applicant:




1. Attach certified document of exemption finding.
2. Has a Notice of Exemption been filed by the public agency approving the project? Yes No

Signature: _____ Date: _____ Title: _____

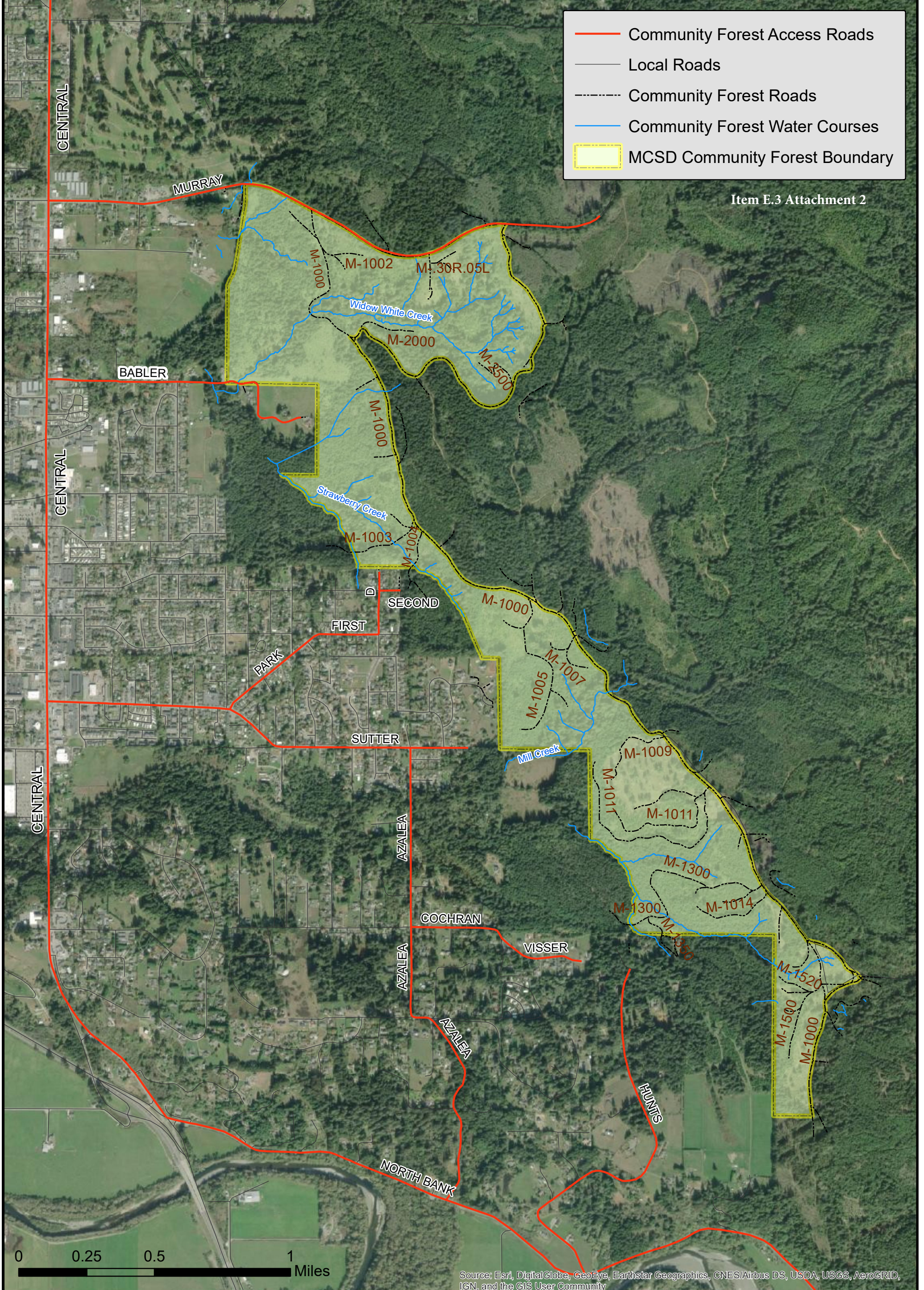
Signed by Lead Agency Signed by Applicant

Authority cited: Sections 21083 and 21110, Public Resources Code.
Reference: Sections 21108, 21152, and 21152.1, Public Resources Code.

Date Received for filing at OPR: _____

-  Community Forest Access Roads
-  Local Roads
-  Community Forest Roads
-  Community Forest Water Courses
-  MCSD Community Forest Boundary

Item E.3 Attachment 2



Source: Esri, DigitalGlobe, GeoEye, Earthstar Geographics, CNES/Airbus DS, USDA, USGS, AeroGRID, IGN, and the GIS User Community



McKinleyville Community Forest



Map # 1

Drawn By: MCSD GIS

Date: Feb 1, 2021

**STATE OF CALIFORNIA NATURAL RESOURCES AGENCY
GRANT AGREEMENT**

GRANTEE NAME: The Trust for Public Land
PROJECT TITLE: McKinleyville Community Forest
AUTHORITY: California Drought, Water, Parks, Climate, Coastal Protection, and Outdoor Access for All Act of 2018
PROGRAM: Recreational Trails and Greenways Grant Program – Proposition 68
AGREEMENT NUMBER: TG8721-0
TERM OF LAND TENURE: Perpetuity
PROJECT PERFORMANCE PERIOD IS: 2/1/2021 to 12/31/2023

Under the terms and conditions of this agreement, the applicant agrees to complete the project as described in the project scope set forth in Exhibit A and any subsequent amendments, and the State of California, acting through the Natural Resources Agency pursuant to the California Drought, Water, Parks, Climate, Coastal Protection, and Outdoor Access for All Act of 2018, agrees to fund the project up to the total grant amount indicated.

PROJECT DESCRIPTION:

See project description on page 1 and Exhibit A of the Agreement

Total State Grant not to exceed **\$3,858,378.00** (or project costs, whichever is less)

The Special and General Provisions attached are made a part of and incorporated into the Agreement.

THE TRUST FOR PUBLIC LAND

**STATE OF CALIFORNIA
NATURAL RESOURCES AGENCY**

By _____ Guillermo Rodriguez Title California State Director Date _____	By _____ Andrea Scharffer Title Deputy Assistant Secretary, Bonds and Grants Date _____
--	--

CERTIFICATION OF FUNDING

AMOUNT OF ESTIMATE FUNDING	AGREEMENT NUMBER	FUND					
\$3,858,378.00	TG8721-0	6088 - California Drought, Water, Parks, Climate, Coastal Protection, and Outdoor Access for All Fund of 2018					
ADJ. INCREASING ENCUMBRANCE		FISCAL PO NUMBER					
\$							
ADJ. DECREASING ENCUMBRANCE	FUNCTION						
\$	Local Assistance						
UNENCUMBERED BALANCE	REF NUMBER	FUND	ENACTMENT YEAR	ACCOUNT NUMBER	ALT ACCOUNT		
\$	101	608800002	2018	5432000	5432000000		
PROGRAM	PCBU	PROJECT	ACTIVITY	RPTG STRUCTURE	SVC LOC	AGENCY USE	BUDGET PERIOD
0320	0540	0540TG87210	31871	05400001	31871	B7312	2020

I hereby certify upon my personal knowledge that budgeted funds are available for this encumbrance

SIGNATURE OF ACCOUNTING OFFICER

DATE

**STATE OF CALIFORNIA NATURAL RESOURCES AGENCY
GRANT AGREEMENT**

Grantee Name: Trust for Public Land

Project Title: McKinleyville Community Forest

Agreement Number: TG8721-0

Authority: California Drought, Water, Parks, Climate, Coastal Protection, and Outdoor Access for All Act of 2018

Program: Recreational Trails and Greenways Grant Program – Proposition 68

PROJECT DESCRIPTION

Acquisition of approximately 556 acres of timberlands adjacent to McKinleyville to convert into a permanent greenbelt and community forest for public enjoyment. Over 5 miles of new non-motorized trails will be opened to the public with multiple access points.

A detailed Project Scope and activities, project schedule and Project Budget are described and attached hereto as Exhibit A.

Grant Funds are to be used for non-motorized recreational infrastructure development and enhancements that promote new or alternate access to parks, waterways, outdoor recreational pursuits, and forested or other natural environments to encourage health-related active transportation and opportunities for Californians to reconnect with nature as referenced in the Recreational Trails and Greenways Grant Program Application Guidelines and this Agreement.

TERMS AND CONDITIONS OF GRANT

Special Provisions

1. Recipients of Grant Funds shall post signs acknowledging the source of the funds. Size, location and number of signs shall be approved by the State. Required signage for Acquisition projects must be in place prior to final distribution of Funds.
2. As conditions precedent to the State's obligation to make any funding available pursuant to this Agreement, Grantee shall first provide evidence of compliance with CEQA by 2/1/2022."
3. The Grantee shall record Deed Restrictions, incorporating by reference this Grant Agreement and giving public notice that the Grantee received funds under this Agreement in order to assist Grantee in acquiring the real property and that, in consideration for the receipt of the Grant Funds, the Grantee has agreed to the terms of this Agreement.
4. As a condition precedent to the State's obligation to deposit funds into escrow or to provide reimbursement related to the Acquisition, the Grantee shall have obtained approval of the language contained in the grant deed by the Natural Resources Agency. Said deed shall include the State's required protections, restrictions of use and subsequent transfer requirements.
5. The State Department of General Services (DGS) may review and approve in writing all documents pertaining to the Grantee's Acquisition of real property, including any preliminary title reports, agreements for purchase and sale, escrow instructions and the instruments of

conveyance prior to the release of any Grant Funds. Such review and approval by the State shall be timely and shall not be unreasonably withheld.

6. DGS shall review and approve in writing the appraisal of the real property.
7. The Grantee agrees to pay DGS directly the amount invoiced by DGS for services rendered for its review of the appraisal, transaction review, or other related activities as described above. Should the Grantee fail to pay DGS, the State is authorized to pay DGS by directly transferring from the Grant Funds the amount invoiced by DGS. The State will notify the Grantee at the time of the transfer and provide a copy of the appraisal review letter and invoice upon receipt.
8. The State is aware of and approves a subsequent conveyance of the property to the McKinleyville Community Services District, who has agreed in writing, to accept title to the property and provide for the long-term operations and maintenance of the property for the uses intended by this grant program as specified in the grant agreement.
9. If the Grantee is a nonprofit organization and ceases to exist, all of its rights, title and interest in the real property shall vest in the State of California. The State may, at its discretion, identify an appropriate public or private entity to accept the right, title and interest in the real property in lieu of the State.
10. As a condition precedent to the State's release of retention, Grantee will provide a copy of the Management plan for timber, fire and public access.

General Provisions

A. Definitions

1. The term "Act" means Proposition 68, the California Drought, Water, Parks, Climate, Coastal Protection, and Outdoor Access for All Act of 2018.
2. The term "Acquisition" means to acquire fee title or any other interest, including easement, leases, and development rights from a willing seller.
3. The term "Agreement" means this Grant Agreement.
4. The term "Application" means the individual application form, its required attachments for grants pursuant to the enabling legislation and/or program and any applicable materials supplied by applicant to the Natural Resources Agency prior to award.
5. The term "Application Guidelines" means the Recreational Trails and Greenways Grant Program Grant Guidelines and Application.
6. The term "Fair Market Value" means the value placed upon the property as supported by an appraisal that has been reviewed and approved by the California Department of General Services.
7. The term "Grant" or "Grant Funds" means the money provided by the State to the Grantee in this Agreement.
8. The term "Grantee" means an applicant who has a signed agreement for Grant Funds.
9. The term "Other Sources of Funds" means cash or in-kind contributions that are required or used to complete the project beyond the Grant Funds provided by this Agreement.
10. The term "Payment Request Form" means Form RA212.

11. The term "Project" means the Acquisition activity described in the application as modified by Exhibit A to be accomplished with Grant Funds.
12. The term "Project Budget" means the State approved cost estimate included as Exhibit A to this Agreement.
13. The term "Project Scope" means the description or activity of work to be accomplished by the Project.
14. The term "Public Agency" means any State of California department or agency, a county, city, public district or public agency formed under California law.
15. The term "State" means the Secretary for Natural Resources or his/her representatives, or other political subdivisions of the State.

B. Project Execution

1. Subject to the availability of funds in the Act, the State hereby grants to the Grantee a sum of money (Grant Funds) not to exceed the amount stated on the signature page in consideration of and on condition that the sum be expended in carrying out the purposes as set forth in the description of Project in this Agreement and its attachments and under the terms and conditions set forth in this Agreement.
2. Grantee shall furnish any and all additional funds that may be necessary to complete the Project.
3. Grantee shall complete the Project in accordance with the Project Performance Period set forth on the signature page, unless an extension has been formally granted by the State and under the terms and conditions of this Agreement. Extensions may be requested in advance and will be considered by State, at its sole discretion, in the event of circumstances beyond the control of the Grantee, but in no event beyond **March 1, 2024**.
4. Grantee shall at all times ensure that Project complies with the California Environmental Quality Act (CEQA) (Public Resources Code, Division 13, commencing with section 21000, et. seq., Cal Code Regs tit. 14, section 15000 et. seq.) and all other environmental laws, including but not limited to obtaining all necessary permits. Grant Funds will not be disbursed before the close of the period for legal challenge under CEQA.

Changes to the scope resulting from CEQA compliance are permitted provided the State determines that the project continues to meet all objectives of the Recreational Trails and Greenways Grant Program and is consistent with the intent cited in the original Application.

5. Projects must comply with any applicable laws pertaining to prevailing wage and labor compliance.
6. Grantee certifies that the Project does and will continue to comply with all current laws and regulations which apply to the Project, including, but not limited to, legal requirements for construction contracts, building codes, environmental laws, health and safety codes, and disabled access laws. Grantee certifies that, prior to commencement of construction, all applicable permits and licenses (e.g., state contractor's license) will have been obtained.
7. Grantee shall provide access by the State upon 24 hours' notice to determine if Project work is in accordance with the approved Project Scope, including a final inspection upon Project completion.

8. Grantee agrees to comply with all applicable state and local laws or ordinances that apply to relocation and real property acquisition by Public Agencies.
9. Lands acquired with Grant Funds from this Agreement shall be acquired from a willing seller of the land at a price not to exceed Fair Market Value. Any acquisition of Project lands by Grantee following award shall not involve eminent domain proceedings or threat of eminent domain proceedings.
10. Grantee agrees to submit in writing to the State for prior approval any deviation from the original Project Scope per Exhibit A and the Application. Changes in Project Scope must continue to meet the need cited in the original application or they will not be approved. Any modification or alteration in the Project as set forth in the Application on file with the State must be submitted to the State for approval. Any modification or alteration in the Project must also comply with all current laws and regulations, including but not limited to CEQA.
11. Grantee shall provide for public access to the Project in accordance with the intent of the Act.

C. Project Costs

1. Any Grant Funds provided to Grantee under this Agreement will be disbursed for eligible costs as follows, but shall not exceed in any event the amount set forth on the signature page of this Agreement:
 - a. The State approved purchase price, together with the State approved costs of Acquisition, within sixty (60) days of close of escrow. All disbursements are subject to up to ten percent (10%) withhold pending Project completion, the final close-out site visit by the State, completion of the conditions described in Sections 3, D.6 and D.7 below and all Special Conditions set forth in this Agreement.
 - b. Costs of obtaining approval of the purchase price and transaction review from the DGS. The amount disbursed by the State in any event shall not exceed the amount set forth on the signature page of this Agreement. The remainder of the Grant Funds, if any, shall be available on a reimbursable basis.
2. Requests for payment of Grant Funds into escrow must be submitted via a completed Payment Request Form and be accompanied by a letter requesting funds be deposited to escrow on the Grantee's letterhead, containing all of the following:
 - i. Name and address of Grantee;
 - ii. Number of Agreement;
 - iii. Dollar amount of disbursement requested;
 - iv. Name, address and telephone number of the title company or escrow holder, and the escrow account number to which the Grant Funds will be disbursed;
 - v. A statement by Grantee that all funds (exclusive of the Grant Funds to be provided under this Agreement) needed for completion of Acquisition of the real property have been secured and have been or will be deposited to escrow at or about the same date as the requested Grant Funds. In making this statement, Grantee shall be entitled to reasonably rely on the representations of the transferor of the real property; and
 - vi. Anticipated close of escrow date.

The letter shall be accompanied by a Payee Data Record (Form 204) completed for and by the escrow company.

3. Requests for payment of Grant Funds on a reimbursable basis for Acquisitions shall include all of the following:
 - i. Complete Payment Request Form;
 - ii. Buyer's closing statement;
 - iii. Copies of grant deeds, with restrictions or recorded Memoranda of Unrecorded Grant Agreement;
 - iv. Policy of title insurance;
 - v. Project Certification Form (if the Project is complete and payment in full is requested);
 - vi. Evidence of compliance with signage requirement; and
 - vii. Summary report of final total Project expenditures.

4. Payment Documentation:
 - a. All payment requests must be submitted using a completed Payment Request Form. This form must be accompanied by an itemized list of all expenditures that clearly documents the check numbers, dates, recipients, line-item description as described in the Project Budget approved by the State and amounts. Each payment request must also include proof of payment such as receipts, paid invoices, canceled checks or other forms of documentation demonstrating payment has been made.

 - b. Any payment request that is submitted without the required itemization and documentation will not be authorized. If the payment request package is incomplete, inadequate or inaccurate, the State will inform the Grantee and hold the payment request until all required information is received or corrected. Any penalties imposed on the Grantee by a contractor, or other consequence, because of delays in payment will be paid by the Grantee and is not reimbursable under this Agreement.

5. Grant Funds in this award have a limited period in which they must be expended. All Grantee expenditures funded by the State must occur within the time frame of the Project Performance Period as indicated in this Agreement.

6. Except as otherwise provided herein, the Grantee shall expend Grant Funds in the manner described in the Exhibit A as approved by the State. The total dollars of a category in the Project Budget may be increased by up to ten percent (10%) through a reallocation of funds from another category, without approval by the State. However, the Grantee shall notify the State in writing when any such reallocation is made, and shall identify both the item(s) being increased and those being decreased. Any cumulative increase or decrease of more than ten percent (10%) from the original budget in the amount of a category must be approved in writing by the State. In any event, the total amount of the Grant Funds may not be increased, nor may any adjustments exceed the limits for preliminary costs as described in the Application Guidelines.

D. Project Administration

1. Grantee shall promptly submit written Project reports and/or photographs upon request by the State. In any event Grantee shall provide the State a report showing total final Project expenditures with the final payment request and required closing documents.

2. Grantee shall make property and facilities acquired or developed pursuant to this Agreement available for inspection upon request by the State.

3. Grantee agrees to use any Grant Funds advanced by the State under the terms of this Agreement solely for the Project herein described.

4. If Grant Funds are advanced, the Grantee shall place these Funds in a separate interest bearing account, setting up and identifying such account prior to the advance. Interest earned on Grant Funds shall be used on the Project, as approved by the State. The grant will be reduced by a corresponding amount. Any overpayment of Grant Funds in excess of final Project costs shall be returned to the State within sixty (60) days of completion of the Project or the end of the Project Performance Period as shown on the signature page, whichever is earlier.
5. Grantee shall use any income earned by the Grantee from use of the Project to further Project purposes, or, if approved by the State, for related purposes within the jurisdiction.
6. Grantee shall submit all documentation for Project completion and final reimbursement within ninety (90) days of Project completion, but in no event any later than **March 1, 2024**.
7. Final payment is contingent upon State verification that the Project is consistent with Project Scope as described in Exhibit A, together with any State approved amendments.
8. This Agreement may be amended by mutual agreement in writing between Grantee and State. Any request by the Grantee for amendments must be in writing stating the amendment request and reason for the request. The Grantee shall make requests in a timely manner and in no event less than sixty (60) days before the effective date of the proposed amendment.
9. Grantee must report to the State all sources of other funds for the Project.

E. Project Termination

1. Prior to the last to occur of (1) State's deposit of the Grant Funds into escrow and (2) Grantee's close of escrow for Acquisition of the easement and/or real property, either party may terminate this Agreement by providing the other party with a minimum of thirty (30) days' written notice of such termination. The State may also terminate this Grant Agreement for any reason at any time if it learns of or otherwise discovers that there is a violation of any state or federal law or policy by Grantee which affects performance of this or any other grant agreement or contract entered into with the State.
2. If the State terminates the Agreement without cause prior to the end of the Project Performance Period, the Grantee shall take all reasonable measures to prevent further costs to the State under this Agreement. The State shall be responsible for any reasonable and non-cancelable obligations incurred by the Grantee in the performance of this Agreement prior to the date of the notice to terminate, but only up to the undisbursed balance of funding authorized in this Agreement.
3. If the Grantee fails to complete the Project in accordance with this Agreement, or fails to fulfill any other obligations of this Agreement prior to the termination date, the Grantee shall be liable for immediate repayment to the State of all amounts disbursed by the State under this Agreement, plus accrued interest and any further costs related to the Project. The State may, at its sole discretion, consider extenuating circumstances and not require repayment for work partially completed provided that the State determines it is in the State's best interest to do so. This paragraph shall not be deemed to limit any other remedies available to the State for breach of this Agreement.
4. Failure by the Grantee to comply with the terms of this Agreement or any other Agreement under the Act may be cause for suspension of all obligations of the State hereunder.
5. Failure of the Grantee to comply with the terms of this Agreement shall not be cause for suspending all obligations of the State hereunder if, in the judgment of the State, such failure was due to no fault of the Grantee. At the discretion of the State, any amount

required to settle at minimum cost any irrevocable obligations properly incurred shall be eligible for reimbursement under this Agreement.

6. Because the benefit to be derived by the State, from the full compliance by the Grantee with the terms of this Agreement, is for the purposes as stated in the application for the people of the State of California, and because such benefit exceeds to an immeasurable and unascertainable extent the amount of money furnished by the State by way of Grant Funds under the provisions of this Agreement, the Grantee agrees that payment by the Grantee to the State of an amount equal to the amount of the Grant Funds disbursed under this Agreement by the State would be inadequate compensation to the State for any breach by the Grantee of this Agreement. The Grantee further agrees therefore, that the appropriate remedy in the event of a breach by the Grantee of this Agreement shall be the specific performance of this Agreement, unless otherwise agreed to by the State.

F. Hold Harmless

1. Grantee shall waive all claims and recourses against the State, including the right to contribution for loss or damage to persons or property arising from, growing out of or in any way connected with or incident to this Agreement, except claims arising from the gross negligence of State, its officers, agents and employees.
2. Grantee shall indemnify, hold harmless and defend State, its officers, agents and employees in perpetuity against any and all claims, demands, damages, costs, expenses or liability costs arising out of the Acquisition, Development, construction, operation or maintenance of the property described in the Project description which claims, demands or causes of action arise under Government Code Section 895.2 or otherwise, including but not limited to items to which the Grantee has certified, except for liability arising out of the gross negligence of State, its officers, agents or employees. Grantee acknowledges that it is solely responsible for compliance with items to which it has certified.
3. Grantee and State agree that in the event of judgment entered against the State and Grantee because of the gross negligence of the State and Grantee, their officers, agents or employees, an apportionment of liability to pay such judgment shall be made by a court of competent jurisdiction. Neither party shall request a jury apportionment.

G. Financial Records

1. Grantee shall maintain satisfactory financial accounts, documents and records for the Project and to make them available to the State for auditing at reasonable times. Grantee shall also retain such financial accounts, documents and records for three (3) years after final payment and one (1) year following an audit.
2. Grantee agrees that during regular office hours, the State and its duly authorized representatives shall have the right to inspect and make copies of any books, records or reports of the other party pertaining to this Agreement or matters related thereto. Grantee shall maintain and make available for inspection by the State accurate records of all of its costs, disbursements and receipts with respect to its activities under this Agreement.
3. Grantee shall use applicable Generally Accepted Accounting Principles, unless otherwise agreed to by the State.

H. Use of Facilities

1. The real property (including any portion of it or any interest in it) may not be sold or transferred without the written approval of the State of California, acting through the Natural Resources

Agency, or its successor, provided that such approval shall not be unreasonably withheld as long as the purposes for which the Grant was awarded are maintained.

2. Grantee shall maintain, operate and use the Project in fulfillment of the purpose funded pursuant to this Grant consistent with the Land Tenure/Site Control requirements included in the Application Guidelines. The Grantee, or the Grantee's successor in interest in the property, may assign without novation the responsibility to maintain and operate the property in accordance with this requirement only with the written approval of the State. Grantee may be excused from its obligations for operation and maintenance of the Project site only upon the written approval of the State for good cause. "Good cause" includes, but is not limited to, natural disasters that destroy the Project improvements and render the Project obsolete or impracticable to rebuild.
 3. Grantee shall use the property for the purposes for which the Grant was made and shall make no other use or sale or other disposition of the property. This Agreement shall not prevent the transfer of the property from the Grantee to a Public Agency, if the successor Public Agency assumes the obligations imposed by this Agreement.
 4. If the use of the property is changed to a use that is not permitted by the Agreement, or if the property is sold or otherwise disposed of, at the State's sole discretion, an amount equal to (1) the amount of the grant (2) the Fair Market Value of the real property, or (3) the proceeds from the sale or other disposition, whichever is greater, may be reimbursed to the State. If the property sold or otherwise disposed of is less than the entire interest in the property funded in the Grant, an amount equal to either the proceeds from the sale or other disposition of the interest or the Fair Market Value of the interest sold or otherwise disposed of, whichever is greater, shall be reimbursed to the State.
 5. The Grantee shall not use or allow the use of any portion of the real property for mitigation without the written permission of the State.
 6. The Grantee shall not use or allow the use of any portion of the real property as security for any debt.
- I. Nondiscrimination
1. During the performance of this grant, grantee and its subcontractors shall not unlawfully discriminate, harass or allow harassment, against any person because of sex, sexual orientation, race, color, religious creed, marital status, denial of family and medical care leave, ancestry, national origin, medical condition (cancer/genetic characteristics), age (40 and above), disability (mental and physical) including HIV and AIDS, denial of pregnancy disability leave or reasonable accommodation. Grantee and subcontractors shall ensure that the evaluation and treatment of all persons, and particularly their employees and applicants for employment are free from such discrimination and harassment. Grantee and its subcontractors shall comply with the provisions of the Fair Employment and Housing Act (Gov. Code, §12900 et seq.) and the applicable regulations promulgated thereunder (Cal. Code Regs, tit. 2, §7285.0 et seq.). The applicable regulations of the Fair Employment and Housing Commission implementing Government Code, §12990 (a)–(f), are incorporated into this grant by reference and made a part hereof as if set forth in full (Cal. Code Regs, tit. 2, §7285.0 et seq.). Grantee shall include this non-discrimination and compliance provisions of this clause in all subcontracts to perform work under the grant.
 2. The Grantee shall not discriminate against any person on the basis of residence except to the extent that reasonable differences in admission or other fees may be maintained on the basis of residence and pursuant to law.

3. The completed Project and all related facilities shall be open to members of the public generally, except as noted under the special provisions of this Agreement or under provisions of the Act.

J. Application Incorporation

The Grant Guidelines and the Application and any subsequent changes or additions to the Application approved in writing by the State are hereby incorporated by reference into this Agreement as though set forth in full in this Agreement.

K. Severability

If any provision of this Agreement or the application thereof is held invalid, that invalidity shall not affect other provisions or applications of this Agreement which can be given effect without the invalid provision or application, and to this end the provisions of this Agreement are severable.

L. Waiver

No term or provision hereof will be considered waived by either party, and no breach excused by either party, unless such waiver or consent is in writing and signed on behalf of the party against whom the waiver is asserted. No consent by either party to, or waiver of, a breach by either party, whether expressed or implied, will constitute consent to, waiver of or excuse of any other, different or subsequent breach by either party.

M. Assignment

Except as expressly provided otherwise, this Agreement is not assignable by the Grantee either in whole or in part.

N. Disputes

If the Grantee believes that there is a dispute or grievance between Grantee and the State arising out of or relating to this Agreement, the Grantee shall first discuss and attempt to resolve the issue informally with the Agency Grants Administrator. If the issue cannot be resolved at this level, the Grantee shall follow the following procedures:

1. If the issue cannot be resolved informally with the Agency Grants Administrator, the Grantee shall submit, in writing, a grievance report together with any evidence to the Deputy Assistant Secretary for Bonds and Grants for the Natural Resources Agency. The grievance report must state the issues in the dispute, the legal authority, or other basis for the Grantee's position and the remedy sought. Within ten (10) working days of receipt of the written grievance report from the Grantee, the Deputy Assistant Secretary shall make a determination on the issue(s) and shall respond in writing to the Grantee indicating the decision and reasons therefore. Should the Grantee disagree with the Deputy Assistant Secretary's decision, the Grantee may appeal to the Assistant Secretary for Administration and Finance for the Natural Resources Agency.
2. The Grantee must submit a letter of appeal to the Assistant Secretary explaining why the Deputy Assistant Secretary's decision is unacceptable. The letter must include, as an attachment, copies of the Grantee's original grievance report, evidence originally submitted, and response from the Deputy Assistant Secretary. The Grantee's letter of appeal must be submitted within ten (10) working days of the receipt of the Deputy Assistant Secretary's written decision. The Assistant Secretary or designee shall, within twenty (20) working days of receipt of Grantee's letter of appeal, review the issues raised and shall render a written decision to the Grantee. The decision of the Assistant Secretary or designee shall be final.

O. Audit Requirements

Grant projects are subject to audit by the State annually and for three (3) years following the final payment of Grant Funds. The audit shall include all books, papers, accounts, documents, or other records of the Grantee, as they relate to the Project for which the Grant Funds were granted.

**STATE OF CALIFORNIA NATURAL RESOURCES AGENCY
GRANT AGREEMENT**

Grantee Name: The Trust for Public Land
Project Title: McKinleyville Community Forest
Agreement Number: TG8721-0
Project Location: 2505 Sutter Road, McKinleyville, CA

Project Scope:

Acquisition of approximately 556 acres of timberlands adjacent to McKinleyville to convert into a permanent greenbelt and community forest for public enjoyment. Over 5 miles of new non-motorized trails will be opened to the public with multiple access points.

The public will access the Community Forest from several access points including a main trailhead at Murray Road.

Parcel Numbers:

509-061-001	509-062-004	509-063-003
510-011-014	510-011-016	511-111-057

(6 parcels total)

Project Schedule:

Activity Description	Timeline
Submit final CEQA document(s) to State	February 2022
Complete appraisal	August 2021
Submit appraisal, purchase docs to State	March 2022
DGS Review of Appraisal	May 2022
Finalize deed restriction language	July 2022
Submit final draft grant deed with deed restriction language to State for approval	August 2022
Submit request for payment into escrow	September 2022
Submit instruments of conveyance	January 2023
Submit final grant deed (with incorporated deed restrictions), title insurance, with Project Completion documents	January 2023
Close escrow (submit final closing documents to State)	March 2023
Submit photo of funding sign and map of its location	June 2023
Project closeout	December 2023

EXHIBIT A

Cost Estimate:

Costs	Recreational Trails and Greenways Grant	Green Diamond Resources Company	The Trust for Public Land	TOTAL ***
Fair Market Value of Property	3,858,378	866,622		4,725,000
Preliminary Title Reports, Appraisals, Negotiations & Escrow **			25,000	25,000
Escrow Fees, Title Insurance, Closing Costs			12,500	12,500
Direct costs <i>(staff and consultants – limited to \$10,000 per grant)</i>			35,000	35,000
State approval of appraisal/transaction*			10,000	10,000
Funding Acknowledgement Signage			2,000	2,000
GRAND TOTAL	\$3,858,378	\$866,622	\$84,500	\$4,809,500

**Grant funds remaining after payment to DGS for appraisal reviews may be issued to Grantee as part of the final project payment and shall be applied toward fair market value of the land.*

***Only direct project management costs are eligible; no overhead/indirect costs are reimbursable. In-service payroll may not include a "billable rate" or administrative cost allocation.*

****All invoices and receipts for all project expenditures from all funding sources will be retained and made available in the event of any future State Audits*

This Page Left Intentionally Blank

McKinleyville Community Services District

BOARD OF DIRECTORS

April 7, 2021

TYPE OF ITEM: **ACTION**

ITEM: E.4 **Consider Adopting Resolutions 2021-10 & 2021-11 Initiating Proceedings for the Measure B Maintenance Assessment District -- Renewal for Parks, Open Space, and Recreational Facilities Annual Levy and Collection of Assessments for Fiscal Year 2021/2022; Declaring Intention to Levy and Collect the Fiscal Year 2021/2022 Annual Assessments for the Measure B Maintenance Assessment District -- Renewal for Parks, Open Space, and Recreational Facilities, Accepting and Approving the Engineer's Report and Setting the Public Hearing**

PRESENTED BY: **Lesley Frisbee, Parks & Recreation Director**

TYPE OF ACTION: **Roll Call Vote**

Recommendation:

Staff recommends the Board review the information provided, take public comment and adopt Resolutions 2021-10 & 2021-11

- A resolution initiating proceeding for the Measure B Maintenance Assessment District -- Renewal for Parks, Open Space, and Recreational Facilities annual levy and collection of assessments for Fiscal Year 2021/2022, **Attachment 1**;
- A resolution of intention that declares the Board's intention to levy and collect the Measure B Maintenance Assessment District -- Renewal for Parks, Open Space, and Recreational Facilities annual assessments for Fiscal Year 2021/2022, accepts and approves the Engineer's Report regarding the assessments and sets the Public Hearing for May 5, 2021, **Attachment 2**.

Discussion:

In 1992, McKinleyville voters approved the Measure B Assessment District with a 20-year duration for the purpose of funding the development and maintenance of public recreation facilities including the McKinleyville Activity Center, Azalea Hall and Hiller Sports Site. The Board authorized collection of the assessments in each year beginning in Fiscal Year 1992/1993.

In 2011, a property owner protest ballot proceeding was conducted pursuant to the provisions of the California Constitution Article XIID for the levy of annual assessments for the Measure B Maintenance Assessment District -- Renewal for

Parks, Open Space, and Recreational Facilities which would replace and extend for another 20-year duration the assessments previously approved by voters in 1992. The proposed assessments were approved by the property owners (54.9% in favor, 45.1% opposed) and the new assessments were levied on the Humboldt County tax rolls for Fiscal Year 2011/2012 (first year's assessment).

In accordance with the provisions of the Landscaping and Lighting Act of 1972 (Streets and Highway Code), the Board in addition to conducting a Public Hearing, must annually adopt a resolution Initiating Proceedings; and a resolution Declaring its Intention to levy assessments for the upcoming fiscal year.

The Resolution Initiating Proceedings generally describes any proposed new improvements or any substantial changes in existing improvements and orders the engineer to prepare and to file a report.

The Resolution of Intention basically includes the Board's approval of the report, either as filed or as modified; declares the intention of the Board to levy and collect assessments within the assessment district for the fiscal year stated in the report; and, give notice of the time and the place for the public hearing on the levy of the proposed assessment.

Alternatives:

Staff analysis consists of the following potential alternative

- Take No Action

Fiscal Analysis:

The Fiscal Year 2021/2022 Draft Engineer's Report anticipates that Measure B collections from the existing 5,812 taxable parcels in the assessment district that benefit from the improvements and based on a proposed assessment rate of \$30.00 per equivalent benefit unit (unchanged from last year), the assessment revenue to be levied and collected on the tax rolls will be approximately \$221,304. This assessment revenue represents approximately 73% of the total estimated \$301,850 budgeted for Fiscal Year 2020/2021 to fund the operation and maintenance of MCSD's parks and recreation facilities. The additional \$722,500 budgeted for capital improvements is contingent upon grant funding.

Environmental Requirements:

Not applicable

Exhibits/Attachments:

- Attachment 1 – Resolution 2021-10
- Attachment 2 – Resolution 2021-11
- Attachment 3 – Draft Annual Engineer's Report for Fiscal Year 2021/2022

RESOLUTION 2021-10

A RESOLUTION OF THE BOARD OF DIRECTORS OF THE MCKINLEYVILLE COMMUNITY SERVICES DISTRICT INITIATING PROCEEDINGS FOR THE MEASURE B MAINTENANCE ASSESSMENT DISTRICT – RENEWAL FOR PARKS, OPEN SPACE, AND RECREATIONAL FACILITIES ANNUAL LEVY AND COLLECTION OF ASSESSMENTS FOR FISCAL YEAR 2021/2022.

THE BOARD OF DIRECTORS OF THE MCKINLEYVILLE COMMUNITY SERVICES DISTRICT DOES HEREBY FIND, DETERMINE, AND RESOLVE AS FOLLOWS:

Section 1: The Board of Directors through previous resolutions has formed and levied annual assessments for the “**Measure B Maintenance Assessment District – Renewal for Parks, Open Space, and Recreational Facilities**” (the “Assessment District”), pursuant to the provisions of the Landscaping and Lighting Act of 1972 (Streets & Highways Code Section 22500 *et. seq.*) (the “Act”), that provides for the collection of assessments by the County of Humboldt on behalf of the McKinleyville Community Services District (“MCSD”) to pay for the operation, maintenance, servicing, acquisition and construction of local parks, trails, open space and recreational facilities related thereto that provide special benefits to properties located in the Assessment District.

Section 2: The Board of Directors desires to initiate proceedings for the levy and collection of annual assessments for Fiscal Year 2021/2022 to fund in whole or in part the improvements and services that provide special benefit to the properties within the Assessment District pursuant to the provisions of the Act.

Section 3: MCSD has retained Willdan Financial Services (the “Engineer”) as Engineer of Work for the purpose of assisting with the Levy of the Assessment District for Fiscal Year 2021/2022.

Section 4: Pursuant to Section 22622 of the Act, the Board of Directors of MCSD hereby orders the Engineer to prepare and file with the Board Secretary the Report in accordance with Article 4 (commencing with Section 22565) of Chapter 1 of the Act, concerning the levy of assessments for the Assessment District for the Fiscal Year commencing July 1, 2021 and ending June 30, 2022.

Section 5: The proposed improvements may include all improvements, services and activities authorized by the Act for ongoing operation, maintenance, servicing, acquisition, construction, and installation and incidental expenses related to the parks, trails, open space and recreational facilities associated with the Assessment District.

Section 6: The territory within the proposed District shall consist of the lots, parcels and subdivisions of land within the boundaries of MCSD that will receive special benefits from the improvements.

Now, therefore, be it resolved that the McKinleyville Community Services District

ADOPTED, SIGNED AND APPROVED at a duly called meeting of the Board of Directors of the McKinleyville Community Services District on the 7th day of April 2021 by the following polled vote:

AYES:
NOES:
ABSENT:
ABSTAIN:

Dennis Mayo, Board President

Attest:

April Sousa, CMC, Board Secretary

RESOLUTION 2021-11

A RESOLUTION OF THE BOARD OF DIRECTORS OF THE MCKINLEYVILLE COMMUNITY SERVICES DISTRICT DECLARING ITS INTENTION TO LEVY AND COLLECT THE ANNUAL ASSESSMENTS FOR THE MEASURE B MAINTENANCE ASSESSMENT DISTRICT – RENEWAL FOR PARKS, OPEN SPACE, AND RECREATIONAL FACILITIES FOR FISCAL YEAR 2021/2022; ACCEPTING AND APPROVING THE ENGINEER’S REPORT PREPARED IN CONNECTION THERETO; AND SETTING A TIME AND PLACE FOR THE PUBLIC HEARING ON THESE MATTERS.

THE BOARD OF DIRECTORS OF THE MCKINLEYVILLE COMMUNITY SERVICES DISTRICT DOES HEREBY FIND, DETERMINE, AND RESOLVE AS FOLLOWS:

Section 1: By prior resolution, the Board of Directors (the “Board”) of the McKinleyville Community Services District (“MCSD”), pursuant to the provisions of the Landscaping and Lighting Act of 1972 (Streets & Highways Code Section 22500 *et. seq.*) (the “Act”) did by previous resolution, order the preparation of an Engineer’s Report (the “Report”) for the annual levy and collection of assessments for the district known and designated as the **“Measure B Maintenance Assessment District – Renewal for Parks, Open Space, and Recreational Facilities”** (the “Assessment District”) for fiscal year 2021/2022.

Section 2: Whereas, the Board proposes to levy and collect assessments against lots and parcels of land within the Assessment District to pay the annual costs and expenses of the improvements and services described in Section 6 of this resolution that provide special benefits to such lots and parcels of land, and hereby declares its intention to levy such assessments on the County tax rolls for fiscal year 2021/2022 pursuant to the Act.

Section 3: The Assessment Engineer of Work (the “Engineer”) has prepared and filed with the Board Secretary an Engineer’s Report (the “Report”) in connection with the Assessment District and the levy of assessments for Fiscal Year 2021/2022 pursuant to Section 22623 of the Act and in accordance with Chapter 1, Article 4 of the Act and the provisions of the California State Constitution, Article XIID.

Section 4: The Board has carefully examined and reviewed the Report as presented, and is preliminarily satisfied with the Assessment District, each and all of the budget items and documents as set forth therein, and is satisfied that the proposed annual assessments have been spread in accordance with the special benefits received from the improvements, operation, maintenance and services to be performed within the Assessment District, and that the Assessment District consists of all parcels that receive such special benefits, as set forth in said Report.

Section 5: The Report is hereby accepted and approved as submitted and ordered to be filed in the offices of the MCSD as a permanent record and to remain open to public inspection.

Section 6: The proposed improvements may include all improvements, services and activities authorized by the Act for the ongoing operation, maintenance, servicing, acquisition, construction, and installation and incidental expenses, including any debt service issued to finance capital improvements, related to the parks, trails, open space and recreational facilities associated with the Assessment District. The Board of Directors states that it intends that, in future proceedings, it may issue bonds to fund work ordered in those proceedings. Such bonds will be issued pursuant to the Improvement Bond Act of 1915 (Streets & Highways Code Section 8500 *et seq.*) and shall bear a rate of interest not in excess of that permitted by law. MCSD will not obligate itself to advance available funds from MCSD's general fund to cure any deficiency which may occur in the bond redemption fund. The Report prepared in connection with these proceedings provides a more detailed description of the improvements and by reference is made part of this Resolution.

Section 7: The boundaries of the Assessment District shall be coextensive with those of MCSD.

Section 8: The Board of Directors hereby declares its intention to levy and collect an assessment against the lots and parcels of land within the Assessment District for Fiscal Year 2020/2021 at the same assessment rate applied in the previous fiscal year as more fully described in the Report.

Section 9: Notice is hereby given that a public hearing on these matters will be held by the Board on **Wednesday, May 5, 2021**, beginning at **7:00 P.M.**, or as soon thereafter as feasible, via Zoom Webinar at the following location: <https://us02web.zoom.us/j/85719314945> or by phone in (toll free) at: 888 788 0099. At the Public Hearing, all interested persons shall be afforded the opportunity to hear and be heard.

Section 10: Pursuant to Section 22626(a) of the Act, the Board directs that the Board Secretary shall give notice of the time and place of the Public Hearing by causing the publishing of this resolution once in the local newspaper not less than ten (10) days before the date of the public hearing, and by posting a copy of this resolution on the official bulletin board customarily used by the Board for the posting of notices. For fiscal year 2021/2022, no new or increased assessments are proposed and a mailing of a notice and ballot to property owners is not required.

Section 11: The Board Secretary shall certify to the passage and adoption of this Resolution.

Now, therefore, be it resolved that the McKinleyville Community Services District

ADOPTED, SIGNED AND APPROVED at a duly called meeting of the Board of Directors of the McKinleyville Community Services District on the 7th day of April 2021 by the following polled vote:

AYES:
NOES:
ABSENT:
ABSTAIN:

Dennis Mayo, Board President

Attest:

April Sousa, CMC, Board Secretary



MCKINLEYVILLE COMMUNITY SERVICES DISTRICT

MEASURE B MAINTENANCE ASSESSMENT DISTRICT (RENEWAL FOR PARKS, OPEN SPACE, AND RECREATIONAL FACILITIES)

2021/2022 PRELIMINARY ENGINEER'S ANNUAL LEVY REPORT

Intent Meeting: April 7, 2021

Public Hearing: May 5, 2021

27368 Via Industria
Suite 200
Temecula, CA 92590
T 951.587.3500 | 800.755.6864
F 951.587.3510



**McKinleyville Community Services District
Measure B Maintenance Assessment District – Renewal for
Parks, Open Space, and Recreational Facilities**

Fiscal Year 2021/2022

County of Humboldt, State of California

This Report and the enclosed descriptions, budgets and diagram outline the proposed improvements and assessments associated with the McKinleyville Community Services District Measure B Maintenance Assessment District – Renewal for Parks, Open Space, and Recreational Facilities for Fiscal Year 2021/2022. Said District includes each lot, parcel, and subdivision of land within the boundaries of the McKinleyville Community Services District, as they existed at the time this Report was prepared and the passage of the Resolution of Intention. Reference is hereby made to the Humboldt County Assessor’s maps for a detailed description of the lines and dimensions of parcels within the McKinleyville Community Services District Measure B Maintenance Assessment District – Renewal for Parks, Open Space, and Recreational Facilities. The undersigned respectfully submits the enclosed Report as directed by the McKinleyville Community Services District Board of Directors.

Dated this _____ day of _____, 2021.

Willdan Financial Services
Assessment Engineer
On Behalf of the McKinleyville Community Services District

By: _____

Mike Medve
Project Manager

By: _____

Tyrone Peter
PE # C 81888

TABLE OF CONTENT

<i>I. INTRODUCTION.....</i>	<i>1</i>
<i>PART I – PLANS AND SPECIFICATIONS.....</i>	<i>5</i>
Improvements Authorized by the 1972 Act	5
District Improvements.....	6
<i>PART II – METHOD OF APPORTIONMENT.....</i>	<i>9</i>
Proposition 218 Benefit Analysis.....	9
General Benefits	10
Special Benefit.....	12
Assessment Methodology	13
<i>PART III – BUDGET</i>	<i>17</i>
Description of Budget Items.....	17
Expenditures:.....	17
Revenues:	17
District Budget	18
Assessment Calculations	19
<i>PART IV – DISTRICT DIAGRAM</i>	<i>20</i>
<i>PART V – ASSESSMENT ROLL.....</i>	<i>22</i>
<i>APPENDIX A: TOTAL PROGRAM BUDGET DETAIL.....</i>	<i>23</i>
<i>APPENDIX B: TEEN CENTER LEASE FINANCING</i>	<i>25</i>
<i>APPENDIX C: NON-TAXABLE SPECIAL BENEFIT ASSESSMENTS</i>	<i>26</i>
<i>APPENDIX D: PROPOSED ANNUAL ASSESSMENTS.....</i>	<i>27</i>

I. Introduction

The McKinleyville Community Services District (hereafter referred to as “CSD”), in the County of Humboldt, was established on April 14, 1970, pursuant to the Community Services District Law (California Government Code Section 61000 et seq.) (“CSD Law”), to provide water and sewer services. The services of the CSD were expanded in 1972 to include street lighting, again in 1985 to include parks and recreation, and then in 1995 to include the construction of the McKinleyville Library. The boundaries of the CSD include approximately 12,140 acres from the Mad River in the South to Patrick Creek in the North, from the Pacific Ocean to the West to Lindsey Creek on the East.

In 1991, Measure B was passed by voters, authorizing the CSD to collect annual assessments in order to construct a new community center, to purchase land for sports fields and to provide for the maintenance and operation of park and recreational facilities. The 1991 Measure B Assessment District was formed to levy and collect annual assessments on the County tax rolls pursuant to the Landscape and Lighting Act of 1972 (California Streets and Highways Code §22500 et seq.) (hereafter referred to as “1972 Act”) for a period of twenty (20) years. With the original Measure B Assessment District and assessments set to expire (sunset) in 2012 (the end of Fiscal Year 2011/2012), the continued operation and maintenance of the park and recreational improvements and facilities provided to the community by the CSD – including the McKinleyville Activity Center, Hiller Sports Complex and Azalea Hall – would have been jeopardized.

Therefore, in 2010, the McKinleyville CSD Board of Directors (“Board” or “Board of Directors”) initiated proceedings to reestablish a special benefit assessment district within the CSD designated as the

McKinleyville Community Services District Measure B Maintenance Assessment District – Renewal for Parks, Open Space, and Recreational Facilities

for the purpose of providing and continuing a stable revenue source, coupled with available grants and donations from other sources, to fund the ongoing operation, maintenance, expansion, enhancement, construction, renovation and rehabilitation of the CSD parks and recreational improvements including parks, wilderness parklands, open space, trails, sports facilities, recreation and activity centers and facilities, including incidental expenses and debt services for any bond(s), loans or other repayment plans incurred to finance capital improvements (collectively referred to as “Improvements”) that provide special benefits to properties within the CSD. The Board of Directors proposed to form (reestablish) the Measure B Maintenance Assessment District – Renewal for Parks, Open Space, and Recreational Facilities (“District”) for another twenty (20) year period, and to levy and collect annual assessments on the County tax rolls to fund in whole or in part the improvements including related debt service on bonds that may be issued or loan agreements to finance the authorized improvements.

Pursuant to the requirements of the California Constitution, Article XIID Section 4 and the provisions of the 1972 Act, the Board of Directors called for an Engineer’s Report to be prepared regarding the proposed formation of the District and conducted a property owner protest ballot proceeding for the proposed levy of the new assessments. In conjunction with this ballot proceeding, a noticed public hearing was held on March 16, 2011 to consider public testimonies, comments and written protests regarding the formation of the District and the levy of assessments. Upon conclusion of the public hearing, protest ballots received were opened and

tabulated to determine whether majority protest existed (with ballots weighted based on proportional assessment amounts), and the Board of Directors confirmed the results of that ballot tabulation, with approximately 54.9% of the weighted ballots being in favor of the assessments and 45.1% being opposed. Finding that majority protest did not exist, the Board approved and adopted the formation of the District and order the levy and collection of assessments for Fiscal Year 2011/2012 (first year's annual assessments).

The assessment rate and method of apportionment established in the Engineer's Report at the time of formation of the District and as described herein, became effective commencing in Fiscal Year 2011/2012 and may be levied annually pursuant to the provisions of the 1972 Act for up to twenty (20) years (through Fiscal Year 2031/2032). The annual assessments each fiscal year are based on the estimated revenues needed to support the ongoing operational and maintenance costs of the Improvements (collectively referred to as "maintenance"); the long term repairs, renovations and rehabilitation costs associated with the improvements as well as possible acquisitions, expansion or construction of new improvements or facilities including a new Teen/Family Center (collectively referred to as "capital improvements"); and estimated incidental expenses associated with the administration of the assessments and of bonds or loans issued to finance improvements and facilities.

The authorized improvements may include, but are not limited to, operation, maintenance, acquisitions, upgrades and construction of existing and/or new facilities to enhance or expand the McKinleyville CSD parks and recreational system, facilities and activities that will provide special benefits to properties within the District that would otherwise be reduced, postponed or abandoned due to limited funding sources. The improvements and annual District assessments for Fiscal Year 2021/2022 as outlined herein, have been established in accordance with the 1972 Act which may include the issuance of bonds pursuant to the Improvement Bond Act of 1915 (California Streets and Highways Code §8500 et seq.) ("1915 Act") and in compliance with the substantive and procedural requirements of the California State Constitution Article XIID ("California Constitution" or "Article XIID"). This Engineer's Report ("Report") has been prepared in connection with the proposed levy and collection of District assessments for Fiscal Year 2021/2022, pursuant to Chapter 2 Article 1 Sections §22585 and §22586 in accordance with Chapter 1, Article 4 beginning with §22565 of the 1972 Act.

The District includes all lots and parcels of land within the McKinleyville CSD as identified by the Humboldt County Assessor's Office at the time this Report was prepared. The word "parcel," for the purposes of this Report, refers to an individual property assigned its own Assessor's Parcel Number (APN) by the Humboldt County Assessor's Office. The Humboldt County Auditor/Controller uses Assessor's Parcel Numbers and a specified Fund Number to identify properties to be assessed on the tax roll for the special benefit assessments described herein.

This Report describes the District and identifies the improvements including any proposed changes to such improvements to be provided, the estimated expenditures, and the resulting special benefit assessments to be levied and collected on the County tax rolls for Fiscal Year 2021/2022. The total annual assessments presented herein are based on an estimated budget (estimated expenses) and the assessment revenues required to fund in whole or in part the park and recreational improvements, facilities and related activities deemed to be of special benefit to properties in the District and have been identified as essentially recreational and conservation objectives which property owners and residents of the CSD have supported.

Revenues generated by the annual assessments are currently being used to fund the annual operation and maintenance of the existing park and recreational improvements within the CSD, a

majority of the annual assessments (both now and in the future) is being utilized and pledged to pay debt service and related costs associated with the issuance of bonds or other loans to finance capital improvement projects for the upgrade or renovation of existing improvements and facilities, or the acquisition and/or construction of new park and recreational improvements or facilities for the special benefit of properties within the District. The allocation of assessment revenue funds amongst the various improvements, services and activities to be provided will be prioritized by the McKinleyville CSD staff based on available assessment revenues generated by the District, the total funding needed for each authorized improvement and projects, the impact each improvement will have on the overall park and recreational system that benefit properties in the District, and the timing of any outside revenues that may become available to offset the cost of such improvements or projects.

This Report pursuant to Chapter 1, Article 4 of the 1972 Act, consists of five (5) parts:

Part I

Plans and Specifications: A description of the District boundaries and the proposed improvements associated with the District. Generally, the District improvements consist of each of the park and recreational improvements and facilities in McKinleyville CSD.

Part II

The Method of Apportionment: A discussion of the general and special benefits associated with the overall park and recreational improvements to be provided within the CSD (Proposition 218 Benefit Analysis). This part also includes a discussion of the proportional costs of the special benefits upon which the assessments are determined and separation of costs considered to be of general benefit (and therefore not assessed). This section of the Report also outlines the method of calculating each property's proportional special benefit and annual assessment utilizing a weighted benefit comparison and proportionality among the different property types within the District.

Part III

Estimate of Improvement Costs: An estimate of the annual cost to fund the improvements for Fiscal Year 2021/2022. The District assessments are intended and will fund only a portion of the costs needed to provide the various improvements and are not designated to fully fund any specific improvement. This estimate of the improvement costs (budget) includes an estimate of the total annual maintenance and operation costs for the existing park and recreational improvements within the CSD; an estimate of annual funding collected for planned capital improvement expenditures to fund expansion, enhancement, renovation or rehabilitation of the parks, trails and related recreational facilities within the CSD (including acquisitions and new construction); and authorized incidental expenses including, but not limited to county fees, professional services related to administration of the District and/or bonds. The estimated expenditures and assessment rate identified in this Report budget and the resulting parcel assessments for Fiscal Year 2021/2022 are based on the estimated net annual cost to fund the improvements and activities for the year (Balance to be Levied), and the method of apportionment established for the District, and such assessments shall not exceed the maximum assessment (Rate per Equivalent Benefit Unit) established when the District was formed.

Part IV

District Diagram: A Diagram showing the exterior boundaries of the District is provided in this Report and includes all parcels that will receive special benefits from the improvements. These boundaries are coterminous with the boundaries of the McKinleyville CSD. Parcel identification, the lines and dimensions of each lot, parcel and subdivision of land within the District, are inclusive of all parcels within the CSD as shown on the Humboldt County Assessor's Parcel Maps as they existed at the time this Report was presented to the Board of Directors for the adoption of the Resolution of Intention, and shall include all subsequent subdivisions, lot-line adjustments or parcel changes therein. Reference is hereby made to the Humboldt County Assessor's maps for a detailed description of the lines and dimensions of each lot and parcel of land within the District.

Part V

Assessment Roll: A listing of the proposed assessment amount to be levied and collected for each parcel within the District for Fiscal Year 2021/2022. The assessment amount for each parcel is based on the parcel's calculated proportional special benefit as outlined in the method of apportionment and the assessment rate established in the budget for Fiscal Year 2021/2022.

Part I – Plans and Specifications

The boundaries of the District are coterminous with the McKinleyville CSD boundaries. The purpose of this District is to provide a stable revenue source, coupled with available grants and donations from other sources, to fund the ongoing operation, maintenance, expansion, enhancement, construction, renovation and rehabilitation of the McKinleyville CSD park and recreational improvements including parks, wilderness parklands, open space, trails, sports facilities, recreation and activity centers and facilities (collectively referred to as “Improvements”) that provide special benefits to properties within the CSD, including incidental expenses and debt services for any bond(s), loans or other repayment plans incurred to finance capital improvements.

Improvements Authorized by the 1972 Act

The 1972 Act permits assessments proceeds to be spent on the following:

- The installation or planting of landscaping.
- The installation or construction of statuary, fountains, and other ornamental structures and facilities.
- The installation or construction of public lighting facilities.
- The installation or construction of any facilities which are appurtenant to any of the foregoing or which are necessary or convenient for the maintenance or servicing thereof, including, but not limited to, grading, clearing, removal of debris, the installation or construction of curbs, gutters, walls, sidewalks, or paving, or water, irrigation, drainage, or electrical facilities.
- The installation of park or recreational improvements, including, but not limited to, all of the following:
 - Land preparation, such as grading, leveling, cutting and filling, sod, landscaping, irrigation systems, sidewalks, and drainage.
 - Lights, playground equipment, play courts, and public restrooms.
- The maintenance or servicing, or both, of any of the foregoing.
- The acquisition of land for park, recreational, or open-space purposes.
- The acquisition of any existing improvement otherwise authorized pursuant to this section.
- The acquisition or construction of any community center, municipal auditorium or hall, or similar public facility for the indoor presentation of performances, shows, stage productions, fairs, conventions, exhibitions, pageants, meetings, parties, or other group events, activities, or functions, whether those events, activities, or functions are public or private.
- Incidental expenses associated with the improvements including, but not limited to:
 - The cost of preparation of the report, including plans, specifications, estimates, diagram, and assessment;
 - The costs of printing, advertising, and the publishing, posting and mailing of notices;
 - Compensation payable to the County for collection of assessments;
 - Compensation of any engineer or attorney employed to render services;

- Any other expenses incidental to the construction, installation, or maintenance and servicing of the improvements;
 - Any expenses incidental to the issuance of bonds or notes pursuant to Section 22662.5; and
 - Costs associated with any elections held for the approval of a new or increased assessment.
- Where the cost of improvements (other than maintenance and operations) is greater than can be conveniently raised from a single annual assessment, the 1972 Act permits an assessment to be levied and collected in annual installments. In that event, the governing body may choose to do any of the following:
- Provide for the accumulation of the moneys in an improvement fund until there are sufficient moneys to pay all or part of the cost of the improvements;
 - Provide for a temporary advance to the improvement fund from any available and unencumbered funds of the local agency to pay all or part of the cost of the improvements and collect those advanced moneys from the annual installments collected through the assessments; and/or
 - Borrow an amount necessary to finance the estimated cost of the proposed improvements. The amount borrowed, including amounts for bonds issued to finance the estimated cost of the proposed improvements.

District Improvements

The District assessments will fully or partially fund various improvements and activities that specially benefit properties within the District. It is the goal and intent for this District to provide a stable revenue source that will allow the McKinleyville CSD to partially fund the on-going maintenance of the various park and recreational facilities for the community and endeavors to improve the overall park and recreational system that directly affect the properties and quality of life for residents, tenants, employees and owners of properties within the CSD. To the full extent permitted by the 1972 Act, the improvements, projects and expenditures to be funded by the assessments may include:

- **Operation and Maintenance:** operation and maintenance of park and recreational improvements throughout the District.
- **Acquisitions:** The acquisition of land or facilities for park or recreational purposes.
- **Resource Development:** The construction, installation and/or expansion of various park sites, trails, open spaces, halls/activity centers (“community centers”) and related recreational facilities within the District.
- **Facility Enhancements/Rehabilitation:** Periodic repairs and renovations of recreational sites and facilities (parks, trails, community centers) including but not limited signage, playground and tot-lot equipment; sports field fencing; portable soccer goals; ball fields; tennis courts; basketball courts; sports facility lighting; parking facilities; restrooms, kitchens and related equipment and amenities such electrical, irrigation and drainage systems, tables benches, etc.
- **Capital Improvements:** Major repairs of recreational buildings and facilities that may include repair or replacement roofs, interior building repairs, replacement of permanent fixtures,

structural repairs, internal building remodels, as well as the construction and installation of new facilities.

Based on current facility needs and planned capital improvement projects (park and recreational enhancements), an estimated annual budget for Fiscal Year 2021/2022 has been developed for the overall McKinleyville CSD park and recreation improvement program, which has been prioritized based on the overall impact each improvement or facility will have on the overall park and recreational system within the CSD, and the timing and availability of any outside revenues that may be utilized to offset certain costs. Based on this budget, revenues collected through the annual assessments will be apportioned approximately thirteen percent (13%) for park and sports complex maintenance, thirteen percent (13%) for hall/activity center operation and maintenance, two percent (2%) for trail and open space maintenance, seventy percent (70%) for capital improvement projects, and two percent (2%) for incidental expenses including administration and fees. However, it is likely this apportionment of assessment revenues may be altered over the proposed twenty-year duration of the District and may even be adjusted during the course of Fiscal Year 2021/2022 based on changing needs.

A summary of the improvements that have been identified by the CSD as planned park and recreational maintenance and/or enhancements that will be funded in whole or in part through the District assessments is provided below, as well as in Appendix A. Specific details regarding these improvements and projects are on file in the Office of the McKinleyville CSD District Manager and by reference these documents are made part of this Report.

Improvements to be maintained in whole or in part by District assessments for Fiscal Year 2021/2022 may include, but are not limited to:

- Maintenance, servicing and operation of existing parks and park facilities, including:
 - Landscape Maintenance of approximately 91,571 square feet of irrigated turf in Pierson Park, 75,000 square feet within Hiller Park West, and 498,112 square feet within the Hiller Sports Complex.
 - Landscape Maintenance of approximately thirty-five (35) acres of non-irrigated/natural vegetation within Hiller Park West.
 - Maintenance of eight (8) sports fields within the Hiller Sports Complex.
 - Maintenance of approximately 17,157 square feet of parking lot area within Pierson Park, 9,770 square feet within Hiller Park West, and 35,000 square feet within the Hiller Sports Complex.
 - Maintenance and operation of approximately 2 restroom facilities each, within Pierson Park, Hiller Park West, and the Hiller Sports Complex.
 - Maintenance of 5 playground structures within Pierson Park, and 3 playground structures within Hiller Park West.
- Operation, servicing and maintenance of existing halls/activity centers including:
 - Azalea Hall: including maintenance of approximately 200 square feet of landscaping area; 13,800 square feet of parking lot area maintenance; and operation and maintenance of an approximately 4,000 square foot hall, including men and women restroom facilities, commercial sized-kitchen, 2,800 square foot hall available as reception area, stage, storage for social events. Azalea Hall is located along Pickett Road, within Pierson Park.

- McKinleyville Activity Center (“MAC”): including maintenance of approximately 19,174 square feet of landscaping and parking lot areas; operation and maintenance of an approximately 7,000 square foot gymnasium, operation and maintenance of a 3,000-square foot lobby area, including men and women restrooms and storage facilities. MAC is located along Gwin Road within Pierson Park.
 - McKinleyville Teen Center: is an approximate 6,600 square foot addition to an existing community center. The 6,600 square-foot center is used for teen and community activities that include a quiet study room, covered outdoor performance area and a community commercial kitchen where cooking classes are held. The center is designed so that up to seven distinct and separate activities can take place at the same time without overlap.
- Maintenance of existing trails:
- Landscaping and trail maintenance of approximately 7,000 feet of trails, including maintenance/repairs to trails, benches and asphalt.
- Maintenance of existing open space, including:
- Hewitt Ranch – Landscaping and maintenance of open space area.
 - School Road – Landscaping and maintenance of open space area.
 - North Bank Road – River Front, Landscaping and open space area
- Operation and maintenance of future park and recreational facilities that may be acquired or developed over the duration of the District assessments.
- The improvements listed above are inclusive of the improvements and facilities identified in the Engineer’s Report prepared in connection with the formation of the District, and no significant changes are proposed or anticipated for Fiscal Year 2021/2022.

Part II – METHOD OF APPORTIONMENT

The 1972 Act permits the establishment of assessment districts by agencies for the purpose of providing certain public improvements, including the acquisition, construction, installation and servicing of park and recreational facilities. The 1972 Act requires that the cost of these improvements be levied according to benefit rather than assessed value:

The net amount to be assessed upon lands within an assessment district may be apportioned by any formula or method which fairly distributes the net amount among all assessable lots or parcels in proportion to the estimated benefits to be received by each such lot or parcel from the improvements.

The method of apportionment described in this Report for allocation of special benefit assessments utilizes commonly accepted engineering practices and is the same method of apportionment utilized and established when the District was formed. The formulas used for calculating assessments reflect the composition of parcels within the District and the improvements and activities to be provided and have been designed to fairly apportion costs based on a determination of the proportional special benefits to each parcel, consistent with the requirements of the 1972 Act and the provisions of Article XIII D of the California Constitution.

Proposition 218 Benefit Analysis

The costs of the proposed improvements have been identified and allocated to properties within the District based on special benefit. The improvements to be provided by this District and for which properties will be assessed have been identified as essential recreational objectives for the CSD, which the property owners and residents have expressed a high level of support.

The District was formed to provide an overall park and recreational enhancement program that affects and will directly benefit all parcels to be assessed within the District. The assessments and method of apportionment is based on the premise that the assessments will be used for the annual maintenance, as well as expansion and enhancement of the CSD's park and recreation system, and the revenues generated over the duration of the District will be used for park and recreational facilities throughout the District.

In conjunction with the provisions of the 1972 Act, the California Constitution Article XIID addresses several key criteria for the levy of assessments, notably:

Article XIID Section 2(d) defines District as follows:

District means an area determined by an agency to contain all parcels which will receive a special benefit from a proposed public improvement or property-related service.

Article XIID Section 2(i) defines Special Benefit as follows:

“Special benefit” means a particular and distinct benefit over and above general benefits conferred on real property located in the district or to the public at large. General enhancement of property value does not constitute “special benefit.”

Article XIIID Section 4(a) defines proportional special benefit assessments as follows:

An agency which proposes to levy an assessment shall identify all parcels which will have a special benefit conferred upon them and upon which an assessment will be imposed. The proportionate special benefit derived by each identified parcel shall be determined in relationship to the entirety of the capital cost of a public improvement, the maintenance and operation expenses of a public improvement, or the cost of the property related service being provided. No assessment shall be imposed on any parcel which exceeds the reasonable cost of the proportional special benefit conferred on that parcel.

The method of apportionment (method of assessment) set forth in the Report is based on the premise that each assessed property receives special benefits from local park and recreational improvements that are funded by the assessments, and the assessment obligation for each parcel reflects that parcel's proportional special benefits as compared to other properties that receive special benefits.

To identify and determine the proportional special benefit to each parcel within the District, it is necessary to consider the entire scope of the improvements provided as well as the properties that benefit from those improvements. The improvements and the associated costs described in this Report, have been carefully reviewed and have been identified and allocated based on a benefit rationale and calculations that proportionally allocate the net cost of only those improvements determined to be of special benefit to properties within the District. The various public improvements and the associated costs have been identified as either "general benefit" (not assessed) or "special benefit".

General Benefits

Assessments are established on the basis of calculated proportional special benefit to properties within a district. Because general benefits are not assessable, the general benefit costs are excluded from the assessment calculation. With respect to this District, although the various McKinleyville CSD park and recreational improvements including designated parks, wilderness parklands, open space, trails, sports facilities, recreation and activity centers and facilities that will be maintained, expanded and/or enhanced through the District's assessment revenues are located throughout the CSD and clearly provide a special benefit to properties within the District, it is also recognized that these are public facilities that will occasionally be utilized by the general public and may even be in proximity to some properties outside the District boundaries that are not assessed. The fact that these improvements and facilities are available to the general public would suggest that at least a portion of the cost to provide the improvements is of general benefit.

When the District was formed in Fiscal Year 2011/2012 a detailed review and analysis of the improvements and surrounding properties revealed that all properties within the District boundaries were located within two and a half miles (2½ miles) of an existing park, wilderness parkland, open space, trail, sports facility, recreation and activity center and other facilities provided by the CSD, which is well within the broader 3-4 mile sphere of influence commonly associated with such improvements. This analysis revealed that properties within the broader 3 to 4-mile area, but outside the 2½ mile service area associated with District parcels was predominately undeveloped land consisting of agricultural, timber, mining and open space properties. So, based on this information, it was reasonable to conclude that the improvements and facilities serve primarily the 2½ mile service area.

Within the 2½ mile service area, there were approximately 6,715 parcels of which, 5,638 parcels or eighty-four percent (84%) were identified in Fiscal Year 2011/2012 as being within the boundaries of the District, comprising roughly 12,140 acres of land. The remaining parcels (those parcels outside the District) represented approximately forty-two percent (42%) of the total acreage within the identified 2½ mile service area (approximately 8,800 acres of land). However, this area outside the District boundaries, but within the 2½ mile service area, is largely comprised of agricultural, timber production and gravel mining properties (approximately 6,835 acres or 78% of that total area), and these properties clearly have very limited direct utilization or need for the District improvements. In addition, approximately 575 acres, (6.5% of the total acreage outside the District, but within the 2½ mile service area), is identified as open space/public areas which offer similar recreational opportunities to the properties outside the District. The remaining developed properties (residential and non-residential) located outside of the District boundaries (approximately 1,390 acres) represent the equivalent of approximately six percent (6%) of the total developed residential and non-residential properties within the overall 2½ mile service area. While many of these parcels are likely served more directly by park and recreational facilities outside of the CSD, these properties have proximity to the improvements associated with the District and it can be assumed that the owners, residents and employees of these parcels may occasionally utilize or reasonably have access to the improvements within the CSD. These overall statistics have not changed significantly since Fiscal Year 2011/2012 and therefore, it was and still is, reasonable to assume that six percent (6%) of the total cost to provide the improvements is non-assessable and of general benefit.

In quantifying other general benefit considerations, it is more difficult to quantify benefits to people living and working outside of the 2½ mile service area (benefits to the general public). While the parks, trails and open space areas, and, to a lesser extent the community centers, are certainly available and may be utilized by the general public, the overall McKinleyville CSD area is clearly considered a rural area and not typically a destination point for tourism and travel. This observation is supported by the limited amount of non-residential development (commercial enterprises) in the area, comprising less than three percent (3%) of the parcels within the District and represents less than 4% of the acreage, of which less than 10% have been identified as travel related business (i.e. hotels, motels and service stations). As such, it is reasonable to conclude that the District improvements provide very limited general benefit to the public at large, statistically, less than 0.4% of the total acreage (10% of the 4%) and less than 0.3% of the total parcels (10% of the 3%). Based on this analysis, conservatively, the general benefit to the public at large is certainly no greater than four percent (4%) of the cost to provide the improvements. Therefore, based on the preceding analysis, collectively, the benefit to properties outside the District and to the public at large represents no more than ten percent (10%) of the total cost to provide the improvements.

As noted above, the District improvements clearly provide some measure of general benefit to properties outside the District and to the public at large, but it is also recognized that park and recreational improvements inherently provide general benefit to properties and people within the District. While much of the benefits to people are more directly tied to Recreational Programs (which are not part of the funding provided by the District or contemplated by this Report), the park and recreational facilities themselves provide general benefits to properties and people within the District such as:

- ❖ Health, social and self-improvement benefits derived from utilizing the facilities;

- ❖ Increased social opportunities and active involvement for children, teens and senior citizens;
- ❖ Group participation, character building, mentoring, and coaching for the youth in the community, that provides a positive atmosphere and reduces idle time that might otherwise result in criminal activities;
- ❖ Family and group activities that help to strengthen family value and reduce ethnic and social tensions.

These indirect benefits may be considered more general than special but are difficult to measure quantitatively. The need for, and the utility of, park and recreational improvements is created by the development of residential and non-residential land uses. The facilities extend the utility of concentrated land development; such as occurs in the McKinleyville CSD (which is an island of developed land uses largely surrounded by large areas of undeveloped land). Benefits to people are largely secondary benefits created by the primary benefits of increased recreational access of more concentrated developments and conservatively, it is estimated that no more than one-third (33%) of the cost to provide and maintain such improvements is attributable or considered a general benefit to properties and people within the District.

Based on the preceding discussion, collectively, it has been determined that approximately forty-three percent (43%) of the costs to provide the District improvements is attributable to general benefit, but for purposes of establishing proportional special benefit costs, it was established at the time of the District formation in Fiscal Year 2011/2012 and this Report assumes a more conservative approximation of general benefit to be fifty percent (50%) or half of the total annual cost to provide the improvements.

Special Benefit

McKinleyville CSD's recreational system (parks, wilderness parkland, trails, community centers, and recreational facilities and equipment) provide properties within the District the special benefit of nearby access to recreational facilities and spaces which are too specialized and/or large to be maintained within the individual properties and would be cost prohibitive to include within individual property development, including:

- ❖ Exercise facilities/space such as sports complexes, parkland areas and trails not typically found on individual parcels.
- ❖ Substantial outdoor areas increase the available recreational space and outdoor facilities, (picnic areas, playground equipment, open turf areas, sports fields and full-size courts, etc.), that are typically limited on individual parcels.
- ❖ Facilities (activity centers and parks) available for large gatherings, meetings and community events that could otherwise not be accommodated by the individual properties.

These facilities expand the use of each property within the CSD by providing these properties with access to desirable recreational facilities beyond those that can conveniently be included on a home or businesses lot. The common-use development of these facilities by the CSD, frees property-owners from the burden of having to provide extensive privately-owned recreation facilities or having a property that lacks access to such facilities. The availability

and proximity of the facilities is a distinct special benefit to the assessed parcels because the assessed parcels, unlike most parcels outside the District are within the immediate service area of the facilities and can easily use the facilities as a substitute for (and enhancement of) recreational facilities that would otherwise need to be provided on the parcel (or simply foregone). Because each assessed parcel is within the service area of the improvements and facilities offered by the McKinleyville CSD, these park and recreation improvements are like an extension of the front and back lawns of the parcels. They are not remote, but available for frequent and everyday use with minimal travel. We estimate this special benefit to represent at least half (1/2) of the total benefits created by the facilities.

Assessment Methodology

The method of apportionment (method of assessment) developed for this District is based on the premise that each of the property to be assessed receives a direct and special benefit from the improvements and recreational facilities to be financed by the District assessments.

To assess benefits equitably it is necessary to calculate each property's relative share of the special benefits conferred by the funded service. The method of apportionment for this District calculates the receipt of special benefit from the respective improvements based on the actual or proposed land use of the parcels within the District. The special benefit received by each lot or parcel is equated to the overall land use of parcels within the District based on the parcel's actual land use or proposed development. All costs associated with the improvements are distributed among the parcels based upon a calculation of the proportional special benefit received by each parcel. The benefit formula used to determine the assessment obligation is therefore based upon both the improvements that benefit the parcels within the District as well as the use and relative characteristics of each property as compared to other parcels that benefit from those specific improvements.

The Equivalent Benefit Unit (EBU) method of assessment apportionment establishes a basic unit (base value) of benefit and then calculates the benefit derived by each assessed parcel as a multiple (or a fraction) of the basic unit.

For the purposes of this Engineer's Report, an EBU is the quantum of benefit derived from the funded programs and facilities by a single family residential parcel or unit. Thus, the "benchmark" property (the single family residential parcel/unit) derives one (1.0) EBU of benefit. All other land uses are proportionately weighted (assigned an EBU) based on an assessment formula that equates the property's specific development to that of the benchmark property (single-family residential parcel/unit). This proportional weighting may be based on several factors that may include but are not limited to: the type and status of development (land use), size of the property, development plans or restrictions, typical development densities, population densities or other property related factors. Generally, for most districts the calculation of each parcel's proportional special benefit can be reasonably determined by applying one or more of these factors.

Based on an overall evaluation of the properties within the District and the proposed annual cost of providing the improvements, it has been determined that several key property related factors should be considered in the determination of the proportional special benefit of each parcel. These factors include the various land uses within the District and the relative size (units or acreage) of each parcel. The following discussion provides a summary of these factors and basis upon which each property's proportional special benefit and EBU has been determined.

Residential Property (Developed) – This land use is defined as fully developed residential property which includes single-family residential properties, mobile/manufactured residential properties, apartments, duplexes, and triplexes or other multi-family residential developments. For purposes of establishing equivalent benefit units for all other land uses in this District, the residential land use is designated as the basic unit of assessment and is assigned a land use benefit of 1.0 EBU per residential unit. Convalescent and long term-care facilities (of which there is currently one in the District), will be classified as residential land use, however, this unique residential property will be assigned 0.5 EBU per bed to reflect the quasi-residential nature/use of the property and the fact that a bed represents a smaller increment of measure (both in size and population) than a residential unit.

Non-Residential/Commercial Property (Developed) – This land use is defined as a developed property with structures that are used or may be used for non-residential purposes, whether those structures are occupied or not. This land use does not include parcels for which the primary use of the property is considered residential. This land use classification includes all types of non-residential uses and commercial enterprises including but not limited to, commercial retail; food services; shopping centers; office buildings, and professional buildings, churches, as well as industrial properties including warehousing and manufacturing. This land use classification also includes any parcel that may incorporate a single residential unit but is also used in whole or in part for commercial purposes.

Based on the average development densities for residential properties in the District, (the average single-family residential property being approximately 1.06 units per Acre), it is reasonable to assume that non-residential properties if developed as residential, would have resulted in approximately 1.00 benefit unit per Acre. Therefore, it has been determined that assigning this land use classification 1.0 EBU per gross acre provides a proportional representation of benefit for this land use type with some limitations:

- ❖ Because each non-residential parcel typically represents a separate and independent commercial enterprise or business, parcels less than one acre shall be assigned 1.0 EBU (minimum EBU).
- ❖ It is also recognized that larger non-residential properties typically have portions of the property that have less intense use/development (such as parking areas, private landscaped areas, outdoor storage, areas with development restrictions etc.) and it is reasonable to assume that the benefit derived from the Improvements does not necessarily increase by the same proportion as the size of property.

As such, parcels identified as Non-Residential Property shall be assigned 1.00 EBU for the first two (2) acres with a minimum of 1.00 EBU assignment; 0.5 EBU per Acre for the next two (2) acres (acreage between 2 and 4 Acres); 0.25 EBU per Acre for the following two (2) acres (acreage between 4 and 6 acres), 0.125 EBU per Acre for the next two (2) acres (acreage between 6 and 8 acres), and 0.00 EBU per Acre for acreage above eight (8) acres. Further, for commercial properties providing private recreation, such as golf properties, the acreage of outdoor recreation space (such as the golf course itself) will be excluded from the calculation of assessable acreage.

Vacant Property – This land use is defined as undeveloped property. Such parcels benefit from the existence of the funded facilities because park and recreational improvements improve the potential development of such parcels. Recognizing this

benefit to property, but also its immediate need for such improvements, each Vacant Property is assigned 1/3 of an EBU per parcel (\$10.00 per parcel).

Exempt Property – This land use identifies properties that are not assessed and are assigned 0.00 EBU. This land use classification may include but is not limited to:

- ❖ Lots or parcels identified as public streets and other roadways (typically not assigned an APN by the County);
- ❖ Dedicated public easements including open space areas, utility rights-of-way, greenbelts, parkways, parks or other publicly owned properties that are part of the District improvements or may provide similar or other public services or benefits to private properties within the District; and
- ❖ Private properties that cannot be developed independently from an adjacent property, such as common areas, sliver parcels or bifurcated lots or properties with very restrictive development use.

Because these properties either provide a public service that is comparable to public recreation or are dependent on another property or development, these types of parcels have no direct need for public recreational facilities and are considered to receive little or no special benefit from the improvements. Therefore, these properties are exempted from assessment, but shall be reviewed annually by the assessment engineer to confirm the parcels current development status.

Government owned properties, quasi-government entity owned properties, or public properties (collectively referred to as “Public Property”) are not necessarily exempt properties and will be allocated special benefit unless the parcel otherwise qualifies for exempt status. The proportional special benefit and resulting assessment obligation for such parcels will be calculated as if the parcel were not Public Property. However, because Public Property, often is identified by the County as non-taxable (tax bills are not generated on the regular tax rolls), the McKinleyville CSD will provide a contribution from other available revenue sources to pay those assessments.

The following table provides a summary of each land use described above and related EBU’s. The determination of each parcel’s land use and property characteristics shall be based on the data available from the most recent Humboldt County Assessor’s Secured Roll, or as identified by the McKinleyville CSD, if the information is different than that provided by the Humboldt County Assessor’s Office.

Land Use Description	Assessment Formula	No. of Parcels	EBU Units
Residential	1.000 EBU per Unit	5,159	6,946.00
	0.500 EBU per Bed ⁽¹⁾	1	36.00
	Residential Total	5,160	6,982.00
Non-Residential/Commercial	1.000 EBU per Acre for first 2 Acres (minimum 1 EBU per parcel); 0.500 EBU per Acre for next 2 acres (between 2 and 4 acres); 0.250 EBU per Acre for next 2 acres (acreage between 4 and 6 Acres); 0.125 EBU per Acre for next 2 acres (acreage between 6 and 8 Acres); 0.000 EBU per Acre for Remaining Acres (acreage exceeding 8 acres)	143	210.12
Vacant	(1/3) EBU per Parcel (0.33 EBU)	406	133.98
Exempt	0.000 EBU per Parcel	103	49.01
Totals ⁽²⁾		5,812	7,375.11

(1) For Fiscal Year 2021/2022 there is one parcel in the District identified as a Convalescent/long term-care facility, and this residential property although classified as a Residential Property, is assigned 0.5 EBU per bed for a total of 36.00 EBU (refer to method of apportionment).

(2) Of the total 5,812 parcels in the District representing a total of 7,375.11 EBUs, 103 parcels identified above as exempt, representing 49.01 EBUs are non-taxable parcels, generally owned by government agencies. Therefore, there are currently a total of 5,709 parcels representing 7,326.10 EBUs that are proposed to be applied to the tax rolls for Fiscal Year 2021/2022.

The total assessment amount for each parcel in the District will be collected on the County tax rolls pursuant to the 1972 Act. The amount that may be collected annually cannot exceed the amount that may be levied at the Maximum Assessment Rate, which was presented to property owners of record in a balloting process.

Part III – BUDGET

Description of Budget Items

The following provides a brief description of the line items on the District Budget that follows.

Expenditures:

Operation and Maintenance: The estimated annual costs associated with the operation and maintenance of the improvements, including, maintenance wages and supplies.

Capital Improvements: An estimate of funds required annually for costs associated with the design, construction of the Teen/Family Center, as well as costs of major rehabilitation projects of existing facilities. These funds may be used for debt service or to build a reserve for projects to occur over the life of the assessment.

Incidental Expenses: The estimated annual costs related to administration of the assessment, such as contracting with professionals to provide legal, or engineering services for preparation of the annual report and resolutions; conducting noticing or balloting; creation and submission of the annual levy; County Fees for the collection of assessments; and similar administrative costs.

Revenues:

General Benefit Funding: These are funds to be contributed by the McKinleyville CSD for the portion of the District Budget determined to be General Benefit. These funds are from revenue sources available to the CSD other than the Measure B Maintenance Assessment District assessments.

Additional Funding from Sources Other Than Assessment: Additional funds contributed by the McKinleyville CSD from other available revenue sources that are necessary to meet the difference between the annual expenditures and revenues supported by the General Benefit Obligation and the Measure B assessments.

Measure B Special Benefit Assessments: The proportional special benefit obligation and proposed annual assessment revenue calculated for the Measure B Maintenance Assessment District. This amount divided by the Total Equivalent Benefit Units calculated for all benefiting parcels (7,326.10 EBU) establishes the proposed maximum annual assessment rate (“Assessment Rate per EBU”) of \$30.00.

Non-Taxable Property Adjustment: Funds to be contributed by the McKinleyville CSD from other revenue sources to pay the calculated assessment obligation for benefiting non-taxable parcels. As noted previously, 103 parcels representing 49.01 EBU are currently identified as non-taxable parcels and the assessments for these parcels (\$1,480.00) cannot be collected on the tax rolls. Therefore, in addition to other contributions, the CSD will annually pay the assessment obligation for the identified non-taxable parcels that receive special benefits.

Fund Balance (Capital/Rehabilitation Improvements):

Provides a summary of District funds being collected and/or spent for capital improvement projects, major rehabilitation projects or to build a reserve for such projects over the life of the assessments. These fund balances incorporate and include the amount of any surplus or deficit in the improvement fund to be carried over from a previous fiscal year.

District Budget

The following Budget shows the full estimated annual cost of the improvements and facilities for Fiscal Year 2021/2022 that will be partially funded with the assessment. The total special benefit assessment amount to be collected for the improvements is based on the following budget information and results in a total annual assessment obligation of approximately \$221,303.64 at an assessment rate of \$30.00 per Equivalent Benefit Unit based on 7,375.11 EBUs, of which approximately \$219,823.64 (7,326.10 EBUs) is proposed to be collected on the County tax rolls based on current property information:

McKinleyville CSD FY2122 District Budget	
Expenditures:	
Operation and Maintenance:	
Pierson Park	\$ 38,000
Hiller Park West	16,500
Hiller Sports Complex	76,500
Azalea Hall	52,000
McKinleyville Activity Center	38,000
Trails	13,700
Teen Center	27,000
Library	10,200
Law Enforcement Facility	7,600
Undeveloped Property	5,500
Future Parks & Facilities	-
Operation and Maintenance Sub-total:	\$ 285,000
Capital Improvements ⁽¹⁾	722,500
Total Program Budget	\$ 1,007,500
Incidental Expenses	16,850
Total Annual Expenditures:	\$ 1,024,350
Revenues:	
General Benefit Funding	\$ 150,925
Additional Funding Non-Assessment ⁽²⁾	652,121
Non-Assessment Revenue Sub-total:	\$ 803,046
Non-Taxable Special Benefit Assessment Revenue ⁽³⁾	\$ 1,480
Taxable Special Benefit Assessment Revenue(Collected on Tax Rolls)	219,824
Total Measure B Special Benefit Assessments	\$ 221,304
Total Annual Revenues:	\$ 1,024,350
Fund Balance (Capital/Rehabilitation Improvements):	
Estimated Beginning Fund Balance (As of 07/01/2021)	\$ 983,870
Estimated Fund Collection ⁽¹⁾	722,500
Estimated Expenditures	-
Estimated Ending Fund Balance	\$ 1,706,370

(1) The amount budgeted and collected for Capital Improvements includes funds collected for future Renovations/Rehabilitation Projects as well as funding for the design, acquisition, construction of the Teen/Family Center or other future District facilities, including, but not limited to the repayment of any future debt service issued and/or loan(s).

(2) Additional Funding from sources other than assessments, necessary to fund the annual expenses above those identified as General Benefit funding.

(3) Contribution from MCSD general fund to cover amount that would otherwise be assessed against 103 non-taxable parcels representing approximately 49.01 EBU's.

Assessment Calculations

Applying the method of apportionment outlined in Part II of this Report and the budget estimates for Fiscal Year 2021/2022 results in the following calculation of assessments:

$$\mathbf{\$221,303.64 \div 7,375.11 \text{ EBUs} = \$30.00 \text{ per EBU}}$$

Therefore, a single benefit unit or the Annual Assessment Rate for Fiscal Year 2021/2022 (Applicable to a typical Residential Dwelling Unit) will be \$30.00.

Assessment Summary

Total Measure B Special Benefit Assessments	\$ 221,303.64
Total Equivalent Benefit Units	÷ \$ 7,375.11
Assessment Rate per EBU	\$ 30.00

Assessment Breakdown of Non-Taxable Properties

EBU of Non-Taxable Properties	49.01
Assessment Rate per EBU	x \$ 30.00
Non-Taxable Property Adjustment ⁽¹⁾	\$ 1,480.00

⁽¹⁾ This amount represents the calculated special benefit assessment for the parcels identified as non-taxable. This amount shall be paid by a contribution from MCSD general fund.

Assessment Breakdown of Taxable Properties

Total Equivalent Benefit Units	7,375.11
EBU of Non-Taxable Properties ⁽¹⁾	- 49.01
Equivalent Benefit Units Levied on Tax Rolls	7,326.10
Balance to be collected on Tax Rolls ⁽²⁾	219,823.64
Equivalent Benefit Units Levied on Tax Rolls	÷ 7,326.10
Assessment Rate per EBU	30.00

⁽¹⁾ This number represents the combined total EBU that will not be assessed on the County tax rolls. In addition, 103 parcels representing 49.01 EBU's (which are non-taxable parcels generally owned by government agencies) currently identified as properties that will not be assessed on the County tax rolls. Because the proportional special benefit obligation for these parcels will not be collected on the tax rolls, the CSD will annually pay from its general fund an amount equal to the assessment obligation that would otherwise accrue to these parcels.

⁽²⁾ Difference due to rounding.

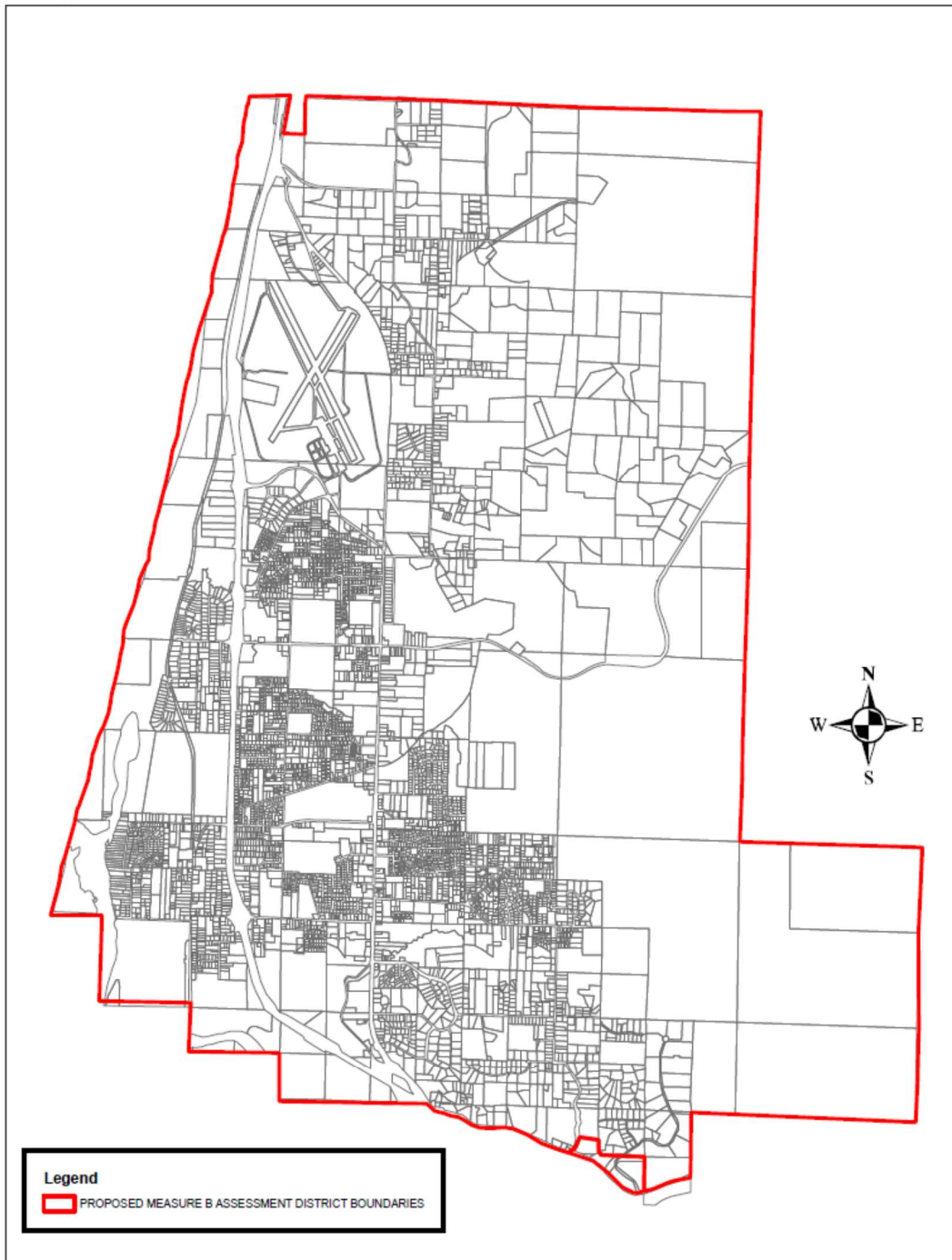
Therefore, the anticipated annual assessment revenue to be collected on the tax rolls is approximately \$219,823.64.

Part IV – DISTRICT DIAGRAM

The following is a Diagram showing the boundaries of the McKinleyville Community Services District Measure B Maintenance Assessment District – Renewal for Parks, Open Space, and Recreational Facilities, which is coterminous with the McKinleyville CSD boundaries. The dimensions of all lots, parcels and subdivisions of land within the District are the same as the lines and dimensions of the parcels shown on the Humboldt County Assessor’s Parcel Maps (APN Maps) and by reference these Maps are made part of this Report and Assessment Diagram as they existed at the time of the passage of the Resolution of Intention. Each of the subdivisions of land, parcels, or lots on the Assessment Diagram subject to the annual assessment are identified by an Assessor’s parcel Number (APN) by the Humboldt County Assessor’s and these APN’s corresponds with the assessment number shown on the Assessment Roll (Part V of this Report).

The Boundary Map and Assessment Diagram in a reduced-scale format follows.

McKinleyville CSD Proposed Boundaries of Measure B Assessment District



Part V – ASSESSMENT ROLL

Parcel identification for each lot or parcel within the District, shall be the parcel as shown on the Humboldt County Secured Roll for the year in which the Report is prepared and reflective of the Assessor's Parcel Maps. A complete listing of the parcels within this District, along with each parcel's assessment amount to be levied for Fiscal Year 2021/2022 is provided under Appendix D ("Proposed Annual Assessments").

These assessments will be submitted to the County Auditor/Controller to be included on the property tax roll for Fiscal Year 2021/2022. If any parcel submitted for collection is identified by the County Auditor/Controller to be an invalid parcel number for the fiscal year, a corrected parcel number and/or new parcel numbers will be identified and resubmitted to the County. The assessment amount to be levied and collected for the resubmitted parcel or parcels shall be recalculated based on the method of apportionment and assessment rates as approved herein by the McKinleyville CSD Board of Directors.

APPENDIX A: TOTAL PROGRAM BUDGET DETAIL

Below is the Total Program Budget, a portion of which will be funded by the Measure B Assessment District assessments, with the remainder being funded by other revenue sources.

	Maintenance Wages	Maintenance Supplies	Planned Capital Improvement Funding	Totals
PARK ENHANCEMENTS				
Pierson Park	\$ 23,000	\$ 15,000	\$ 200,000	\$ 238,000
Hiller Park West	15,000	1,500		16,500
Hiller Sports Complex	58,500	18,000		76,500
<i>subtotal:</i>	\$ 96,500	\$ 34,500	\$ 200,000	\$ 331,000
INDOOR FACILITIES				
Azalea Hall	\$ 30,000	\$ 22,000		\$ 52,000
McKinleyville Activity Center	24,000	14,000	85,000	123,000
Teen/Community Center (2)	10,000	17,000	127,500	154,500
Library	8,200	2,000		10,200
Law Enforcement Facility	\$ 6,700	\$ 900		\$ 7,600
<i>subtotal:</i>	\$ 78,900	\$ 55,900	\$ 212,500	\$ 347,300
TRAILS				
School Road Trail	\$ 5,000	\$ -	\$ -	\$ 5,000
Hiller Loop Trail	6,500	1,000	-	7,500
Other Trails	1,200	-	-	1,200
<i>subtotal:</i>	\$ 12,700	\$ 1,000	\$ -	\$ 13,700
UNDEVELOPED PROPERTY				
River Property	\$ 1,200	\$ -	\$ -	\$ 1,200
Washington Property	\$ 2,500	\$ -	\$ 300,000	\$ 302,500
Hewitt Ranch	\$ 1,800	\$ -	\$ -	\$ 1,800
<i>subtotal:</i>	\$ 5,500	\$ -	\$ 300,000	\$ 305,500
FUTURE PARKS & FACILITIES ⁽¹⁾				
Renovations/Rehabilitation Projects	\$ -	\$ -	\$ 10,000	
<i>subtotal:</i>	\$ -	\$ -	\$ 10,000	\$ 10,000
Grand Totals:	\$ 193,600	\$ 91,400	\$ 722,500	\$ 1,007,500

(1) Future Parks & Facilities includes funds being collected for future Renovations/Rehabilitation Projects as well as funding for the design, acquisition, construction, operation and maintenance (wages and/or supplies) of future District facilities, including, but not limited to the Teen/Family Center. These expenses may include repayment of any future debt service issued and/or loan(s) utilized to finance such improvements.

APPENDIX B: Teen Center Lease Financing

Bond Debt Service
McKinleyville Community Services District
2014 Lease Financing

Period Ending	Principal	Coupon	Interest	Debt Service	Annual Debt Service
5/1/2015	36,228	3.550%	29,549.96	65,777.96	
11/1/2015	36,229	3.550%	25,430.44	61,659.44	127,437.40
5/1/2016	39,279	3.550%	24,787.38	64,066.38	
11/1/2016	39,281	3.550%	24,090.18	63,371.18	127,437.56
5/1/2017	40,687	3.550%	23,392.94	64,079.94	
11/1/2017	40,687	3.550%	22,670.74	63,357.74	127,437.68
5/1/2018	42,144	3.550%	21,948.55	64,092.55	
11/1/2018	42,144	3.550%	21,200.49	63,344.49	127,437.04
5/1/2019	43,654	3.550%	20,452.44	64,106.44	
11/1/2019	43,654	3.550%	19,677.58	63,331.58	127,438.02
5/1/2020	45,218	3.550%	18,902.72	64,120.72	
11/1/2020	45,217	3.550%	18,100.10	63,317.10	127,437.82
5/1/2021	46,837	3.550%	17,297.50	64,134.50	
11/1/2021	46,837	3.550%	16,466.14	63,303.14	127,437.64
5/1/2022	48,514	3.550%	15,634.79	64,148.79	
11/1/2022	48,515	3.550%	14,773.66	63,288.66	127,437.45
5/1/2023	50,252	3.550%	13,912.52	64,164.52	
11/1/2023	50,252	3.550%	13,020.55	63,272.55	127,437.07
5/1/2024	52,052	3.550%	12,128.58	64,180.58	
11/1/2024	52,052	3.550%	11,204.65	63,256.65	127,437.23
5/1/2025	53,916	3.550%	10,280.73	64,196.73	
11/1/2025	53,917	3.550%	9,323.72	63,240.72	127,437.45
5/1/2026	55,847	3.550%	8,366.69	64,213.69	
11/1/2026	55,848	3.550%	7,375.41	63,223.41	127,437.10
5/1/2027	57,848	3.550%	6,384.11	64,232.11	
11/1/2027	57,848	3.550%	5,357.31	63,205.31	127,437.42
5/1/2028	59,920	3.550%	4,330.50	64,250.50	
11/1/2028	59,920	3.550%	3,266.92	63,186.92	127,437.42
5/1/2029	62,066	3.550%	2,203.34	64,269.34	
11/1/2029	62,066	3.550%	1,101.67	63,167.67	127,437.01
	1,468,929		442,632.31	1,911,561.31	1,911,561.31

APPENDIX C: Non-Taxable Special Benefit Assessments

The following proposed non-taxable assessments will not be submitted to the County Auditor/Controller to be included on the property tax roll for Fiscal Year 2021/2022. These amounts will be covered by a General Fund contribution from MCSD.

Assessor's Parcel Number	EBU	Land Use	Special Benefit Assessment ⁽¹⁾	Applied Charge
507-061-007-000	0.33	8000	\$10.00	\$0.00
507-141-001-000	0.33	8000	\$10.00	\$0.00
507-141-033-000	0.33	8000	\$10.00	\$0.00
507-141-034-000	0.33	8000	\$10.00	\$0.00
508-021-006-000	0.33	8000	\$10.00	\$0.00
508-021-007-000	0.33	8000	\$10.00	\$0.00
508-041-006-000	0.33	8000	\$10.00	\$0.00
508-051-010-000	0.33	8000	\$10.00	\$0.00
508-091-038-000	0.33	8000	\$10.00	\$0.00
508-211-051-000	0.33	8000	\$10.00	\$0.00
508-211-055-000	0.33	8000	\$10.00	\$0.00
508-211-057-000	0.33	8000	\$10.00	\$0.00
508-224-036-000	0.33	8000	\$10.00	\$0.00
508-224-038-000	0.33	8000	\$10.00	\$0.00
508-224-039-000	0.33	8000	\$10.00	\$0.00
508-224-048-000	0.33	8000	\$10.00	\$0.00
508-242-043-000	0.33	8000	\$10.00	\$0.00
508-242-044-000	0.33	8000	\$10.00	\$0.00
508-371-027-000	0.33	8000	\$10.00	\$0.00
509-021-046-000	0.33	8000	\$10.00	\$0.00
509-021-047-000	0.33	8000	\$10.00	\$0.00
509-021-054-000	0.33	8000	\$10.00	\$0.00
509-171-061-000	0.33	8000	\$10.00	\$0.00
509-191-031-000	0.33	8000	\$10.00	\$0.00
509-191-047-000	0.33	8000	\$10.00	\$0.00
510-091-048-000	0.33	8000	\$10.00	\$0.00
510-101-079-000	0.33	8000	\$10.00	\$0.00
510-101-080-000	0.33	8000	\$10.00	\$0.00
510-161-002-000	0.33	8000	\$10.00	\$0.00
510-161-003-000	0.33	8000	\$10.00	\$0.00
510-211-079-000	0.33	8000	\$10.00	\$0.00
510-211-081-000	0.33	8000	\$10.00	\$0.00
510-221-002-000	0.33	8000	\$10.00	\$0.00
510-271-015-000	0.33	8000	\$10.00	\$0.00
510-271-077-000	0.33	8000	\$10.00	\$0.00
510-271-079-000	0.33	8000	\$10.00	\$0.00

Assessor's Parcel Number	EBU	Land Use	Special Benefit Assessment ⁽¹⁾	Applied Charge
510-281-023-000	0.33	8000	\$10.00	\$0.00
510-341-031-000	0.33	8000	\$10.00	\$0.00
510-341-032-000	0.33	8000	\$10.00	\$0.00
510-341-034-000	0.33	8000	\$10.00	\$0.00
510-372-005-000	0.33	8000	\$10.00	\$0.00
510-451-043-000	0.33	8000	\$10.00	\$0.00
510-461-052-000	0.33	8000	\$10.00	\$0.00
510-461-053-000	0.33	8000	\$10.00	\$0.00
510-461-054-000	0.33	8000	\$10.00	\$0.00
511-011-001-000	0.33	8000	\$10.00	\$0.00
511-011-003-000	0.33	8000	\$10.00	\$0.00
511-011-005-000	0.33	8000	\$10.00	\$0.00
511-011-008-000	0.33	8000	\$10.00	\$0.00
511-011-015-000	0.33	8000	\$10.00	\$0.00
511-011-016-000	0.33	8000	\$10.00	\$0.00
511-061-001-000	0.33	8000	\$10.00	\$0.00
511-061-005-000	0.33	8000	\$10.00	\$0.00
511-071-005-000	3.75	8000	\$112.50	\$0.00
511-082-003-000	0.33	8000	\$10.00	\$0.00
511-082-004-000	1.0	8000	\$30.00	\$0.00
511-082-007-000	0.33	8000	\$10.00	\$0.00
511-082-008-000	0.33	8000	\$10.00	\$0.00
511-082-009-000	0.33	8000	\$10.00	\$0.00
511-082-010-000	0.33	8000	\$10.00	\$0.00
511-084-002-000	0.33	8000	\$10.00	\$0.00
511-084-003-000	0.33	8000	\$10.00	\$0.00
511-111-023-000	0.33	8000	\$10.00	\$0.00
511-111-025-000	0.33	8000	\$10.00	\$0.00
511-111-060-000	0.33	8000	\$10.00	\$0.00
511-121-001-000	0.33	8000	\$10.00	\$0.00
511-121-002-000	3.75	8000	\$112.50	\$0.00
511-202-001-000	0.33	8000	\$10.00	\$0.00
511-241-008-000	0.33	8000	\$10.00	\$0.00
511-241-022-000	1.0	8000	\$30.00	\$0.00
511-261-003-000	0.33	8000	\$10.00	\$0.00
511-291-015-000	0.33	8000	\$10.00	\$0.00
511-291-016-000	0.33	8000	\$10.00	\$0.00
511-291-017-000	0.33	8000	\$10.00	\$0.00
511-291-024-000	0.33	8000	\$10.00	\$0.00
511-291-025-000	0.33	8000	\$10.00	\$0.00
511-291-026-000	0.33	8000	\$10.00	\$0.00
511-291-036-000	0.33	8000	\$10.00	\$0.00

Assessor's Parcel Number	EBU	Land Use	Special Benefit Assessment ⁽¹⁾	Applied Charge
511-291-038-000	0.33	8000	\$10.00	\$0.00
511-301-001-000	0.33	8000	\$10.00	\$0.00
511-301-018-000	0.33	8000	\$10.00	\$0.00
511-301-019-000	0.33	8000	\$10.00	\$0.00
511-301-020-000	0.33	8000	\$10.00	\$0.00
511-331-001-000	0.33	8000	\$10.00	\$0.00
511-331-002-000	0.33	8000	\$10.00	\$0.00
511-331-004-000	0.33	8000	\$10.00	\$0.00
511-331-005-000	0.33	8000	\$10.00	\$0.00
511-341-001-000	0.33	8000	\$10.00	\$0.00
511-341-002-000	0.33	8000	\$10.00	\$0.00
511-341-004-000	0.33	8000	\$10.00	\$0.00
511-341-007-000	0.33	8000	\$10.00	\$0.00
511-341-040-000	0.33	8000	\$10.00	\$0.00
511-341-041-000	0.33	8000	\$10.00	\$0.00
511-351-001-000	0.33	8000	\$10.00	\$0.00
511-351-002-000	0.33	8000	\$10.00	\$0.00
511-351-005-000	0.33	8000	\$10.00	\$0.00
511-351-007-000	0.33	8000	\$10.00	\$0.00
511-351-009-000	3.75	8000	\$112.50	\$0.00
511-351-010-000	3.75	8000	\$112.50	\$0.00
Total	49.01		\$1,480.00	\$0.00
Parcel Count				103

(1) These assessment amounts represent the calculated special benefit assessment for the parcels identified as non-taxable or otherwise assessed. These assessment amounts shall be paid by a contribution from McKinleyville CSD general fund and collectively represent \$1,480.00. Difference is due to rounding.

APPENDIX D: Proposed Annual Assessments

The following proposed assessments for each parcel within the District will be submitted to the County Auditor/Controller to be included on the property tax roll for Fiscal Year 2021/2022. If any parcel listed herein for collection is identified by the County Auditor/Controller to be an invalid parcel number for the fiscal year, a corrected parcel number and/or new parcel numbers will be identified and resubmitted to the County. The assessment amount to be levied and collected for the resubmitted parcel or parcels shall be recalculated based on the method of apportionment and assessment rates as approved herein by the McKinleyville CSD Board of Directors.

The Preliminary Assessment Roll begins on Page 29

McKinleyville Community Services District
Measure B Maintenance Assessment District
Fiscal Year 2021/22
(Sorted by Assessor's Parcel Number)

Assessor's Parcel Number	Equivalent Benefit Units	Charge
507-061-005-000	1.00	\$30.00
507-061-045-000	1.00	30.00
507-131-002-000	1.00	30.00
507-131-087-000	0.33	10.00
507-131-092-000	1.00	30.00
507-131-093-000	2.00	60.00
507-131-096-000	1.00	30.00
507-131-097-000	1.00	30.00
507-141-012-000	1.00	30.00
507-141-013-000	1.00	30.00
507-141-015-000	0.33	10.00
507-141-018-000	0.33	10.00
507-141-028-000	2.00	60.00
507-141-047-000	0.33	10.00
507-241-003-000	1.00	30.00
507-241-004-000	1.00	30.00
507-241-005-000	1.00	30.00
507-241-006-000	1.00	30.00
507-241-007-000	1.00	30.00
507-241-009-000	1.00	30.00
507-241-010-000	1.00	30.00
507-241-011-000	1.00	30.00
507-241-012-000	1.00	30.00
507-241-013-000	1.00	30.00
507-241-014-000	1.00	30.00
507-241-015-000	1.00	30.00
507-241-016-000	1.00	30.00
507-241-017-000	1.00	30.00
507-241-018-000	1.00	30.00
507-241-019-000	1.00	30.00
507-241-020-000	1.00	30.00
507-241-021-000	1.00	30.00
507-241-022-000	1.00	30.00
507-241-028-000	2.00	60.00
507-241-029-000	1.00	30.00
507-241-034-000	2.00	60.00
507-241-035-000	1.00	30.00
507-241-036-000	0.33	10.00
507-241-037-000	1.00	30.00
507-281-001-000	1.00	30.00
507-281-002-000	1.00	30.00
507-281-005-000	1.00	30.00
507-281-006-000	1.00	30.00
507-281-027-000	1.00	30.00
507-281-029-000	1.00	30.00
507-281-030-000	1.00	30.00
507-281-031-000	1.00	30.00
507-281-033-000	1.00	30.00
507-281-034-000	1.00	30.00
507-281-035-000	1.00	30.00
507-281-036-000	1.00	30.00
507-440-001-000	1.00	30.00
507-440-002-000	1.00	30.00
507-440-003-000	1.00	30.00
507-440-004-000	1.00	30.00

McKinleyville Community Services District
Measure B Maintenance Assessment District
Fiscal Year 2021/22
(Sorted by Assessor's Parcel Number)

Assessor's Parcel Number	Equivalent Benefit Units	Charge
507-440-005-000	1.00	30.00
507-440-006-000	1.00	30.00
507-440-007-000	0.33	10.00
507-440-010-000	1.00	30.00
507-440-011-000	1.00	30.00
507-440-012-000	1.00	30.00
507-440-015-000	0.33	10.00
507-440-016-000	1.00	30.00
507-440-017-000	1.00	30.00
507-450-001-000	1.00	30.00
507-450-002-000	1.00	30.00
507-450-003-000	1.00	30.00
507-450-004-000	2.00	60.00
507-450-005-000	1.00	30.00
507-450-006-000	1.00	30.00
507-450-007-000	1.00	30.00
508-011-002-000	0.33	10.00
508-011-003-000	0.33	10.00
508-021-008-000	1.00	30.00
508-031-001-000	0.33	10.00
508-031-004-000	0.33	10.00
508-031-006-000	0.33	10.00
508-031-007-000	0.33	10.00
508-031-008-000	0.33	10.00
508-031-010-000	0.33	10.00
508-041-001-000	1.00	30.00
508-041-009-000	1.00	30.00
508-041-010-000	0.33	10.00
508-041-011-000	0.33	10.00
508-041-012-000	0.33	10.00
508-041-013-000	1.00	30.00
508-041-015-000	0.33	10.00
508-051-001-000	2.69	80.70
508-051-006-000	1.00	30.00
508-051-007-000	1.00	30.00
508-051-015-000	1.00	30.00
508-051-016-000	1.00	30.00
508-051-017-000	1.00	30.00
508-052-005-000	1.00	30.00
508-052-006-000	1.00	30.00
508-052-007-000	1.00	30.00
508-052-008-000	2.00	60.00
508-052-019-000	1.00	30.00
508-052-021-000	2.00	60.00
508-052-025-000	1.00	30.00
508-052-029-000	1.00	30.00
508-052-032-000	1.00	30.00
508-052-033-000	1.00	30.00
508-052-035-000	1.00	30.00
508-052-036-000	2.00	60.00
508-052-039-000	0.33	10.00
508-052-043-000	1.00	30.00
508-052-044-000	1.00	30.00
508-052-045-000	1.00	30.00
508-052-050-000	1.00	30.00

McKinleyville Community Services District
Measure B Maintenance Assessment District
Fiscal Year 2021/22
(Sorted by Assessor's Parcel Number)

Assessor's Parcel Number	Equivalent Benefit Units	Charge
508-052-053-000	6.00	180.00
508-052-055-000	1.00	30.00
508-052-057-000	6.00	180.00
508-052-058-000	3.00	90.00
508-052-061-000	1.00	30.00
508-052-067-000	0.33	10.00
508-052-069-000	1.00	30.00
508-052-070-000	1.00	30.00
508-052-071-000	1.00	30.00
508-052-072-000	0.33	10.00
508-052-074-000	1.00	30.00
508-052-075-000	1.00	30.00
508-052-076-000	1.00	30.00
508-052-077-000	1.00	30.00
508-052-081-000	3.00	90.00
508-052-082-000	3.00	90.00
508-052-083-000	1.13	33.90
508-052-084-000	0.33	10.00
508-052-086-000	1.00	30.00
508-052-088-000	1.00	30.00
508-052-089-000	1.00	30.00
508-052-090-000	1.00	30.00
508-061-002-000	2.00	60.00
508-061-006-000	2.00	60.00
508-061-007-000	1.00	30.00
508-061-008-000	3.03	90.90
508-061-010-000	3.60	108.00
508-061-012-000	1.00	30.00
508-061-013-000	1.18	35.40
508-061-014-000	1.00	30.00
508-061-017-000	0.33	10.00
508-061-018-000	1.75	52.50
508-061-019-000	1.92	57.60
508-061-020-000	1.00	30.00
508-061-023-000	0.33	10.00
508-061-024-000	0.33	10.00
508-061-029-000	3.00	90.00
508-061-030-000	1.00	30.00
508-071-006-000	1.00	30.00
508-071-007-000	1.00	30.00
508-071-008-000	1.00	30.00
508-071-010-000	2.00	60.00
508-071-014-000	1.00	30.00
508-071-016-000	1.00	30.00
508-071-019-000	1.00	30.00
508-071-020-000	1.00	30.00
508-071-024-000	1.00	30.00
508-071-028-000	1.00	30.00
508-071-031-000	1.00	30.00
508-071-032-000	1.00	30.00
508-071-033-000	1.00	30.00
508-071-035-000	1.00	30.00
508-071-039-000	1.00	30.00
508-071-040-000	1.00	30.00
508-071-041-000	1.00	30.00

McKinleyville Community Services District
Measure B Maintenance Assessment District
Fiscal Year 2021/22
(Sorted by Assessor's Parcel Number)

Assessor's Parcel Number	Equivalent Benefit Units	Charge
508-071-042-000	2.00	60.00
508-071-043-000	1.00	30.00
508-071-044-000	1.00	30.00
508-071-045-000	2.00	60.00
508-071-046-000	1.00	30.00
508-071-047-000	1.00	30.00
508-071-048-000	1.00	30.00
508-071-049-000	1.00	30.00
508-071-050-000	1.00	30.00
508-071-051-000	1.00	30.00
508-071-052-000	1.00	30.00
508-071-053-000	1.00	30.00
508-071-054-000	1.00	30.00
508-071-055-000	1.00	30.00
508-071-056-000	1.00	30.00
508-071-057-000	1.00	30.00
508-071-058-000	1.00	30.00
508-071-059-000	1.00	30.00
508-071-060-000	1.00	30.00
508-071-061-000	1.00	30.00
508-071-062-000	1.00	30.00
508-071-063-000	1.00	30.00
508-071-064-000	1.00	30.00
508-071-065-000	1.00	30.00
508-072-001-000	1.00	30.00
508-072-002-000	1.00	30.00
508-072-003-000	1.00	30.00
508-072-004-000	1.00	30.00
508-072-005-000	1.00	30.00
508-072-006-000	1.00	30.00
508-072-007-000	1.00	30.00
508-072-008-000	1.00	30.00
508-072-009-000	1.00	30.00
508-072-010-000	1.00	30.00
508-072-011-000	1.00	30.00
508-072-012-000	1.00	30.00
508-072-013-000	1.00	30.00
508-072-014-000	1.00	30.00
508-072-015-000	1.00	30.00
508-072-016-000	1.00	30.00
508-072-017-000	1.00	30.00
508-072-018-000	1.00	30.00
508-072-019-000	1.00	30.00
508-072-020-000	1.00	30.00
508-072-021-000	1.00	30.00
508-072-022-000	1.00	30.00
508-072-023-000	1.00	30.00
508-072-024-000	1.00	30.00
508-072-025-000	1.00	30.00
508-072-026-000	1.00	30.00
508-072-027-000	1.00	30.00
508-072-028-000	0.33	10.00
508-072-029-000	1.00	30.00
508-072-030-000	1.00	30.00
508-072-031-000	1.00	30.00

McKinleyville Community Services District
Measure B Maintenance Assessment District
Fiscal Year 2021/22
(Sorted by Assessor's Parcel Number)

Assessor's Parcel Number	Equivalent Benefit Units	Charge
508-072-032-000	1.00	30.00
508-072-033-000	1.00	30.00
508-072-034-000	1.00	30.00
508-072-035-000	0.33	10.00
508-073-002-000	1.00	30.00
508-073-003-000	0.33	10.00
508-081-010-000	1.00	30.00
508-081-016-000	1.00	30.00
508-081-021-000	1.00	30.00
508-081-022-000	1.00	30.00
508-081-023-000	1.00	30.00
508-081-024-000	0.33	10.00
508-081-025-000	1.00	30.00
508-081-026-000	1.00	30.00
508-081-027-000	1.00	30.00
508-081-031-000	1.00	30.00
508-081-033-000	1.00	30.00
508-081-034-000	0.33	10.00
508-081-036-000	1.00	30.00
508-081-038-000	1.00	30.00
508-081-039-000	1.00	30.00
508-081-040-000	2.00	60.00
508-081-044-000	1.00	30.00
508-081-046-000	1.00	30.00
508-081-047-000	1.00	30.00
508-081-049-000	1.00	30.00
508-081-050-000	1.00	30.00
508-081-051-000	1.00	30.00
508-081-053-000	0.33	10.00
508-081-054-000	1.00	30.00
508-081-056-000	1.00	30.00
508-081-057-000	1.00	30.00
508-081-058-000	1.00	30.00
508-081-059-000	1.00	30.00
508-081-062-000	0.33	10.00
508-081-063-000	0.33	10.00
508-081-064-000	0.33	10.00
508-081-065-000	0.33	10.00
508-081-066-000	0.33	10.00
508-081-067-000	0.33	10.00
508-081-068-000	1.00	30.00
508-081-069-000	0.33	10.00
508-091-003-000	1.00	30.00
508-091-031-000	1.00	30.00
508-091-032-000	1.00	30.00
508-091-033-000	1.00	30.00
508-091-035-000	1.00	30.00
508-091-037-000	1.00	30.00
508-091-039-000	0.33	10.00
508-091-040-000	1.00	30.00
508-101-005-000	1.00	30.00
508-101-010-000	1.00	30.00
508-101-016-000	1.00	30.00
508-101-025-000	1.00	30.00
508-101-028-000	1.00	30.00

McKinleyville Community Services District
Measure B Maintenance Assessment District
Fiscal Year 2021/22
(Sorted by Assessor's Parcel Number)

Assessor's Parcel Number	Equivalent Benefit Units	Charge
508-101-030-000	1.00	30.00
508-101-031-000	1.00	30.00
508-101-032-000	1.00	30.00
508-101-033-000	2.00	60.00
508-101-034-000	2.00	60.00
508-101-037-000	2.00	60.00
508-101-043-000	1.00	30.00
508-101-044-000	1.00	30.00
508-101-051-000	1.00	30.00
508-101-053-000	1.00	30.00
508-101-054-000	1.00	30.00
508-101-055-000	1.00	30.00
508-101-057-000	1.00	30.00
508-101-058-000	1.00	30.00
508-101-059-000	2.00	60.00
508-101-060-000	1.00	30.00
508-101-061-000	1.00	30.00
508-111-002-000	1.00	30.00
508-111-003-000	1.00	30.00
508-111-004-000	1.00	30.00
508-111-007-000	2.00	60.00
508-111-008-000	1.00	30.00
508-111-009-000	1.00	30.00
508-111-010-000	1.00	30.00
508-111-011-000	1.00	30.00
508-111-012-000	1.00	30.00
508-111-013-000	2.00	60.00
508-111-015-000	1.00	30.00
508-111-016-000	1.00	30.00
508-111-017-000	1.00	30.00
508-111-020-000	1.00	30.00
508-111-025-000	1.00	30.00
508-111-026-000	2.00	60.00
508-111-027-000	1.00	30.00
508-111-028-000	2.00	60.00
508-111-031-000	2.00	60.00
508-111-032-000	1.00	30.00
508-111-033-000	1.00	30.00
508-111-034-000	1.00	30.00
508-111-035-000	1.00	30.00
508-111-036-000	1.00	30.00
508-111-037-000	2.00	60.00
508-111-038-000	1.00	30.00
508-111-040-000	1.00	30.00
508-111-042-000	1.00	30.00
508-111-043-000	1.00	30.00
508-111-044-000	1.00	30.00
508-111-047-000	1.00	30.00
508-111-050-000	1.00	30.00
508-111-051-000	2.00	60.00
508-111-053-000	1.00	30.00
508-111-054-000	1.00	30.00
508-111-055-000	1.00	30.00
508-111-056-000	1.00	30.00
508-111-057-000	2.00	60.00

McKinleyville Community Services District
Measure B Maintenance Assessment District
Fiscal Year 2021/22
(Sorted by Assessor's Parcel Number)

Assessor's Parcel Number	Equivalent Benefit Units	Charge
508-111-058-000	1.00	30.00
508-111-059-000	1.00	30.00
508-121-009-000	5.00	150.00
508-121-011-000	3.00	90.00
508-121-014-000	2.00	60.00
508-121-015-000	1.00	30.00
508-121-016-000	1.00	30.00
508-121-017-000	1.00	30.00
508-121-019-000	2.00	60.00
508-121-023-000	1.00	30.00
508-121-026-000	2.00	60.00
508-121-028-000	1.00	30.00
508-121-030-000	1.00	30.00
508-121-031-000	1.00	30.00
508-121-033-000	1.00	30.00
508-121-034-000	1.00	30.00
508-121-037-000	1.00	30.00
508-121-038-000	1.00	30.00
508-121-039-000	1.00	30.00
508-121-040-000	2.00	60.00
508-121-041-000	1.00	30.00
508-121-044-000	1.00	30.00
508-121-045-000	1.00	30.00
508-121-047-000	1.00	30.00
508-121-048-000	1.00	30.00
508-121-049-000	1.00	30.00
508-121-051-000	1.00	30.00
508-121-052-000	0.33	10.00
508-121-053-000	1.00	30.00
508-121-055-000	1.00	30.00
508-121-056-000	2.00	60.00
508-121-057-000	1.00	30.00
508-121-058-000	1.00	30.00
508-121-059-000	1.00	30.00
508-121-060-000	1.00	30.00
508-121-061-000	1.00	30.00
508-121-062-000	1.00	30.00
508-121-063-000	1.00	30.00
508-121-064-000	1.00	30.00
508-121-065-000	1.00	30.00
508-121-066-000	11.00	330.00
508-121-067-000	11.00	330.00
508-121-068-000	1.00	30.00
508-121-069-000	5.00	150.00
508-131-002-000	1.00	30.00
508-131-004-000	1.00	30.00
508-131-005-000	2.00	60.00
508-131-006-000	1.00	30.00
508-131-007-000	1.00	30.00
508-141-004-000	1.00	30.00
508-141-005-000	1.00	30.00
508-141-009-000	1.00	30.00
508-141-012-000	3.00	90.00
508-141-013-000	1.00	30.00
508-141-016-000	1.00	30.00

McKinleyville Community Services District
Measure B Maintenance Assessment District
Fiscal Year 2021/22
(Sorted by Assessor's Parcel Number)

Assessor's Parcel Number	Equivalent Benefit Units	Charge
508-141-017-000	2.00	60.00
508-141-018-000	1.00	30.00
508-141-024-000	4.00	120.00
508-141-025-000	1.00	30.00
508-141-026-000	1.00	30.00
508-141-027-000	1.00	30.00
508-141-028-000	1.00	30.00
508-141-031-000	1.00	30.00
508-141-032-000	1.00	30.00
508-141-033-000	1.00	30.00
508-141-034-000	2.00	60.00
508-141-036-000	1.00	30.00
508-141-037-000	1.00	30.00
508-141-038-000	1.00	30.00
508-141-039-000	1.00	30.00
508-141-040-000	1.00	30.00
508-141-041-000	1.00	30.00
508-141-042-000	1.00	30.00
508-141-043-000	2.00	60.00
508-141-044-000	1.00	30.00
508-141-045-000	1.00	30.00
508-141-046-000	1.00	30.00
508-141-047-000	1.00	30.00
508-141-048-000	1.00	30.00
508-141-049-000	1.00	30.00
508-141-051-000	1.00	30.00
508-141-053-000	1.00	30.00
508-141-054-000	1.00	30.00
508-141-055-000	1.00	30.00
508-141-056-000	2.00	60.00
508-141-057-000	1.00	30.00
508-141-058-000	2.00	60.00
508-141-059-000	1.00	30.00
508-141-060-000	1.00	30.00
508-141-061-000	1.00	30.00
508-141-062-000	1.00	30.00
508-151-003-000	1.00	30.00
508-151-004-000	1.00	30.00
508-151-013-000	1.00	30.00
508-151-014-000	1.00	30.00
508-151-016-000	0.33	10.00
508-151-017-000	0.33	10.00
508-151-020-000	1.00	30.00
508-151-021-000	1.00	30.00
508-151-022-000	1.00	30.00
508-151-023-000	1.00	30.00
508-151-024-000	1.00	30.00
508-151-025-000	1.00	30.00
508-151-026-000	0.33	10.00
508-151-027-000	1.00	30.00
508-151-028-000	1.00	30.00
508-151-029-000	1.00	30.00
508-151-030-000	3.00	90.00
508-151-031-000	1.00	30.00
508-151-032-000	1.00	30.00

McKinleyville Community Services District
Measure B Maintenance Assessment District
Fiscal Year 2021/22
(Sorted by Assessor's Parcel Number)

Assessor's Parcel Number	Equivalent Benefit Units	Charge
508-161-001-000	1.00	30.00
508-161-002-000	1.00	30.00
508-161-005-000	1.00	30.00
508-161-006-000	2.00	60.00
508-161-007-000	1.00	30.00
508-161-008-000	1.00	30.00
508-161-011-000	2.00	60.00
508-161-012-000	1.00	30.00
508-171-001-000	1.00	30.00
508-171-002-000	1.00	30.00
508-171-003-000	1.00	30.00
508-171-004-000	1.00	30.00
508-171-005-000	0.33	10.00
508-171-006-000	4.00	120.00
508-171-007-000	1.00	30.00
508-171-008-000	1.00	30.00
508-171-009-000	1.00	30.00
508-171-010-000	1.00	30.00
508-172-012-000	1.00	30.00
508-172-014-000	1.00	30.00
508-172-016-000	1.00	30.00
508-172-019-000	1.00	30.00
508-172-020-000	1.00	30.00
508-172-021-000	1.00	30.00
508-172-022-000	1.00	30.00
508-172-023-000	1.00	30.00
508-172-024-000	3.00	90.00
508-181-001-000	1.00	30.00
508-181-002-000	1.00	30.00
508-181-003-000	1.00	30.00
508-181-004-000	1.00	30.00
508-181-005-000	1.00	30.00
508-181-006-000	1.00	30.00
508-182-012-000	3.00	90.00
508-182-013-000	4.00	120.00
508-182-014-000	3.00	90.00
508-191-008-000	1.00	30.00
508-191-009-000	1.00	30.00
508-191-010-000	1.00	30.00
508-191-011-000	1.00	30.00
508-191-012-000	1.00	30.00
508-191-013-000	1.00	30.00
508-191-014-000	1.00	30.00
508-191-015-000	1.00	30.00
508-191-016-000	1.00	30.00
508-191-017-000	1.00	30.00
508-191-018-000	1.00	30.00
508-191-019-000	1.00	30.00
508-191-020-000	1.00	30.00
508-191-021-000	1.00	30.00
508-191-022-000	1.00	30.00
508-191-023-000	1.00	30.00
508-191-024-000	1.00	30.00
508-191-025-000	1.00	30.00
508-191-026-000	1.00	30.00

McKinleyville Community Services District
Measure B Maintenance Assessment District
Fiscal Year 2021/22
(Sorted by Assessor's Parcel Number)

Assessor's Parcel Number	Equivalent Benefit Units	Charge
508-191-027-000	1.00	30.00
508-191-028-000	1.00	30.00
508-191-029-000	1.00	30.00
508-191-030-000	1.00	30.00
508-191-033-000	1.00	30.00
508-191-035-000	1.00	30.00
508-191-036-000	1.00	30.00
508-191-037-000	1.00	30.00
508-191-038-000	1.00	30.00
508-191-039-000	1.00	30.00
508-191-043-000	1.00	30.00
508-191-044-000	1.00	30.00
508-191-046-000	1.00	30.00
508-191-055-000	1.00	30.00
508-191-058-000	1.00	30.00
508-191-061-000	1.00	30.00
508-191-062-000	1.00	30.00
508-191-063-000	1.00	30.00
508-191-064-000	1.00	30.00
508-191-065-000	1.00	30.00
508-191-066-000	1.00	30.00
508-191-078-000	1.00	30.00
508-191-079-000	0.33	10.00
508-191-080-000	1.00	30.00
508-191-081-000	1.00	30.00
508-191-082-000	0.33	10.00
508-191-083-000	0.33	10.00
508-191-084-000	1.00	30.00
508-191-085-000	1.00	30.00
508-191-086-000	1.00	30.00
508-191-087-000	1.00	30.00
508-191-088-000	1.00	30.00
508-191-089-000	1.00	30.00
508-191-090-000	1.00	30.00
508-201-004-000	2.00	60.00
508-201-006-000	1.00	30.00
508-201-007-000	1.00	30.00
508-201-008-000	1.00	30.00
508-201-009-000	1.00	30.00
508-201-010-000	1.00	30.00
508-201-011-000	1.00	30.00
508-201-013-000	1.00	30.00
508-201-014-000	1.00	30.00
508-201-015-000	1.00	30.00
508-201-016-000	1.00	30.00
508-201-017-000	1.00	30.00
508-201-018-000	1.00	30.00
508-201-020-000	1.00	30.00
508-201-021-000	1.00	30.00
508-201-022-000	1.00	30.00
508-201-024-000	2.00	60.00
508-201-025-000	1.00	30.00
508-201-026-000	1.00	30.00
508-201-027-000	1.00	30.00
508-201-028-000	1.00	30.00

McKinleyville Community Services District
Measure B Maintenance Assessment District
Fiscal Year 2021/22
(Sorted by Assessor's Parcel Number)

Assessor's Parcel Number	Equivalent Benefit Units	Charge
508-201-029-000	1.00	30.00
508-201-030-000	1.00	30.00
508-201-031-000	1.00	30.00
508-201-032-000	1.00	30.00
508-201-033-000	1.00	30.00
508-201-034-000	1.00	30.00
508-201-035-000	1.00	30.00
508-201-036-000	1.00	30.00
508-201-037-000	1.00	30.00
508-201-038-000	1.00	30.00
508-201-039-000	1.00	30.00
508-201-040-000	1.00	30.00
508-201-041-000	1.00	30.00
508-201-042-000	1.00	30.00
508-201-043-000	1.00	30.00
508-201-044-000	1.00	30.00
508-201-045-000	1.00	30.00
508-201-046-000	1.00	30.00
508-201-047-000	1.00	30.00
508-201-048-000	1.00	30.00
508-201-049-000	1.00	30.00
508-201-050-000	1.00	30.00
508-201-051-000	1.00	30.00
508-201-052-000	1.00	30.00
508-201-053-000	1.00	30.00
508-201-054-000	1.00	30.00
508-201-055-000	1.00	30.00
508-201-056-000	1.00	30.00
508-201-057-000	1.00	30.00
508-201-058-000	1.00	30.00
508-201-059-000	1.00	30.00
508-201-060-000	1.00	30.00
508-201-063-000	1.00	30.00
508-201-064-000	1.00	30.00
508-201-065-000	1.00	30.00
508-201-066-000	1.00	30.00
508-201-067-000	1.00	30.00
508-201-068-000	1.00	30.00
508-201-069-000	1.00	30.00
508-201-070-000	1.00	30.00
508-201-071-000	1.00	30.00
508-211-012-000	1.00	30.00
508-211-018-000	1.00	30.00
508-211-019-000	1.00	30.00
508-211-021-000	2.00	60.00
508-211-023-000	1.00	30.00
508-211-025-000	1.00	30.00
508-211-026-000	1.00	30.00
508-211-027-000	1.00	30.00
508-211-028-000	1.00	30.00
508-211-029-000	1.00	30.00
508-211-030-000	1.00	30.00
508-211-031-000	2.00	60.00
508-211-032-000	1.00	30.00
508-211-033-000	1.00	30.00

McKinleyville Community Services District
Measure B Maintenance Assessment District
Fiscal Year 2021/22
(Sorted by Assessor's Parcel Number)

Assessor's Parcel Number	Equivalent Benefit Units	Charge
508-211-034-000	2.00	60.00
508-211-037-000	2.00	60.00
508-211-040-000	1.00	30.00
508-211-041-000	2.00	60.00
508-211-042-000	1.00	30.00
508-211-043-000	1.00	30.00
508-211-044-000	1.00	30.00
508-211-045-000	1.00	30.00
508-211-046-000	1.00	30.00
508-211-047-000	0.33	10.00
508-211-048-000	1.00	30.00
508-211-054-000	1.00	30.00
508-211-056-000	1.00	30.00
508-224-015-000	2.00	60.00
508-224-016-000	1.00	30.00
508-224-017-000	1.00	30.00
508-224-018-000	2.00	60.00
508-224-020-000	2.00	60.00
508-224-021-000	1.00	30.00
508-224-024-000	1.00	30.00
508-224-025-000	1.00	30.00
508-224-026-000	1.00	30.00
508-224-027-000	1.00	30.00
508-224-030-000	1.00	30.00
508-224-031-000	1.00	30.00
508-224-040-000	2.00	60.00
508-224-041-000	1.00	30.00
508-224-043-000	1.00	30.00
508-224-047-000	0.33	10.00
508-224-049-000	1.00	30.00
508-224-050-000	1.00	30.00
508-224-051-000	1.00	30.00
508-224-052-000	1.00	30.00
508-224-053-000	2.00	60.00
508-224-054-000	1.00	30.00
508-224-055-000	1.00	30.00
508-224-056-000	1.00	30.00
508-224-057-000	2.00	60.00
508-224-058-000	1.00	30.00
508-224-059-000	2.00	60.00
508-224-060-000	2.00	60.00
508-224-061-000	1.00	30.00
508-232-004-000	1.00	30.00
508-232-005-000	1.00	30.00
508-232-010-000	1.00	30.00
508-232-011-000	1.00	30.00
508-232-012-000	1.00	30.00
508-232-015-000	1.00	30.00
508-232-017-000	1.00	30.00
508-232-018-000	1.00	30.00
508-232-020-000	1.00	30.00
508-232-024-000	1.00	30.00
508-232-025-000	1.00	30.00
508-232-026-000	1.00	30.00
508-232-027-000	1.00	30.00

McKinleyville Community Services District
Measure B Maintenance Assessment District
Fiscal Year 2021/22
(Sorted by Assessor's Parcel Number)

Assessor's Parcel Number	Equivalent Benefit Units	Charge
508-232-028-000	1.00	30.00
508-232-029-000	1.00	30.00
508-232-030-000	2.00	60.00
508-232-031-000	1.00	30.00
508-232-032-000	0.33	10.00
508-242-001-000	1.00	30.00
508-242-002-000	1.00	30.00
508-242-004-000	1.00	30.00
508-242-005-000	1.00	30.00
508-242-006-000	1.00	30.00
508-242-007-000	1.00	30.00
508-242-009-000	1.00	30.00
508-242-011-000	1.00	30.00
508-242-012-000	1.01	30.30
508-242-013-000	1.00	30.00
508-242-014-000	1.00	30.00
508-242-015-000	1.00	30.00
508-242-016-000	1.00	30.00
508-242-017-000	1.00	30.00
508-242-018-000	1.00	30.00
508-242-020-000	1.00	30.00
508-242-021-000	1.00	30.00
508-242-022-000	1.00	30.00
508-242-023-000	0.33	10.00
508-242-024-000	1.53	45.90
508-242-025-000	1.00	30.00
508-242-027-000	1.00	30.00
508-242-028-000	1.00	30.00
508-242-029-000	1.02	30.60
508-242-030-000	1.00	30.00
508-242-031-000	1.00	30.00
508-242-032-000	6.00	180.00
508-242-033-000	1.00	30.00
508-242-034-000	0.33	10.00
508-242-037-000	0.33	10.00
508-242-038-000	0.33	10.00
508-242-039-000	0.33	10.00
508-242-041-000	0.33	10.00
508-242-042-000	2.48	74.40
508-251-005-000	1.00	30.00
508-251-008-000	1.96	58.80
508-251-023-000	1.00	30.00
508-251-025-000	1.00	30.00
508-251-026-000	1.00	30.00
508-251-027-000	1.00	30.00
508-251-028-000	1.00	30.00
508-251-034-000	1.00	30.00
508-251-035-000	1.00	30.00
508-251-040-000	1.00	30.00
508-251-045-000	1.00	30.00
508-251-048-000	0.33	10.00
508-251-049-000	0.33	10.00
508-251-050-000	2.47	74.10
508-251-051-000	1.13	33.90
508-251-052-000	1.27	38.10

McKinleyville Community Services District
Measure B Maintenance Assessment District
Fiscal Year 2021/22
(Sorted by Assessor's Parcel Number)

Assessor's Parcel Number	Equivalent Benefit Units	Charge
508-251-057-000	1.00	30.00
508-251-059-000	1.55	46.50
508-251-060-000	0.33	10.00
508-251-061-000	0.33	10.00
508-252-003-000	8.00	240.00
508-252-004-000	2.00	60.00
508-252-005-000	2.00	60.00
508-252-006-000	2.00	60.00
508-252-007-000	1.00	30.00
508-252-008-000	2.00	60.00
508-252-009-000	2.00	60.00
508-252-010-000	2.00	60.00
508-252-011-000	1.00	30.00
508-252-012-000	1.00	30.00
508-252-013-000	2.00	60.00
508-252-014-000	2.00	60.00
508-252-015-000	8.00	240.00
508-252-016-000	2.00	60.00
508-252-017-000	1.00	30.00
508-252-018-000	1.00	30.00
508-252-019-000	1.00	30.00
508-252-020-000	1.00	30.00
508-252-021-000	2.00	60.00
508-252-022-000	1.00	30.00
508-252-023-000	1.00	30.00
508-252-024-000	1.00	30.00
508-252-025-000	1.00	30.00
508-252-026-000	1.00	30.00
508-252-027-000	1.00	30.00
508-252-028-000	2.00	60.00
508-252-029-000	36.00	1080.00
508-261-004-000	1.00	30.00
508-261-005-000	1.00	30.00
508-261-006-000	1.00	30.00
508-261-010-000	1.00	30.00
508-261-011-000	1.00	30.00
508-261-012-000	1.00	30.00
508-261-013-000	1.00	30.00
508-261-014-000	2.00	60.00
508-261-015-000	1.00	30.00
508-261-016-000	1.00	30.00
508-261-018-000	1.00	30.00
508-261-019-000	1.00	30.00
508-261-020-000	1.00	30.00
508-261-021-000	3.00	90.00
508-261-022-000	2.00	60.00
508-261-023-000	1.00	30.00
508-261-024-000	1.00	30.00
508-261-026-000	1.00	30.00
508-261-027-000	2.00	60.00
508-261-028-000	1.00	30.00
508-261-029-000	1.00	30.00
508-262-001-000	2.00	60.00
508-262-004-000	2.00	60.00
508-262-005-000	1.00	30.00

McKinleyville Community Services District
Measure B Maintenance Assessment District
Fiscal Year 2021/22
(Sorted by Assessor's Parcel Number)

Assessor's Parcel Number	Equivalent Benefit Units	Charge
508-262-007-000	1.00	30.00
508-262-008-000	1.00	30.00
508-262-009-000	1.00	30.00
508-262-010-000	1.00	30.00
508-262-011-000	1.00	30.00
508-262-012-000	1.00	30.00
508-262-013-000	1.00	30.00
508-262-014-000	1.00	30.00
508-262-015-000	1.00	30.00
508-262-016-000	1.00	30.00
508-262-017-000	1.00	30.00
508-262-018-000	1.00	30.00
508-262-019-000	1.00	30.00
508-262-020-000	1.00	30.00
508-263-001-000	2.00	60.00
508-263-002-000	1.00	30.00
508-263-004-000	1.00	30.00
508-263-005-000	1.00	30.00
508-264-002-000	1.00	30.00
508-264-004-000	1.00	30.00
508-264-005-000	1.00	30.00
508-265-001-000	1.00	30.00
508-265-002-000	1.00	30.00
508-265-003-000	1.00	30.00
508-265-004-000	1.00	30.00
508-265-005-000	1.00	30.00
508-265-006-000	1.00	30.00
508-265-007-000	1.00	30.00
508-265-008-000	1.00	30.00
508-265-009-000	1.00	30.00
508-265-010-000	1.00	30.00
508-265-011-000	1.00	30.00
508-265-012-000	1.00	30.00
508-265-014-000	1.00	30.00
508-265-015-000	1.00	30.00
508-265-016-000	1.00	30.00
508-265-017-000	1.00	30.00
508-265-018-000	1.00	30.00
508-265-019-000	2.00	60.00
508-265-020-000	2.00	60.00
508-265-021-000	1.00	30.00
508-265-022-000	1.00	30.00
508-265-023-000	1.00	30.00
508-265-024-000	2.00	60.00
508-265-025-000	2.00	60.00
508-265-026-000	2.00	60.00
508-265-027-000	1.00	30.00
508-265-028-000	1.00	30.00
508-265-029-000	1.00	30.00
508-265-030-000	1.00	30.00
508-265-031-000	1.00	30.00
508-265-032-000	1.00	30.00
508-265-033-000	1.00	30.00
508-265-034-000	1.00	30.00
508-265-035-000	1.00	30.00

McKinleyville Community Services District
Measure B Maintenance Assessment District
Fiscal Year 2021/22
(Sorted by Assessor's Parcel Number)

Assessor's Parcel Number	Equivalent Benefit Units	Charge
508-265-036-000	1.00	30.00
508-265-037-000	1.00	30.00
508-271-001-000	1.00	30.00
508-271-002-000	1.00	30.00
508-271-003-000	1.00	30.00
508-271-004-000	1.00	30.00
508-271-005-000	1.00	30.00
508-271-006-000	1.00	30.00
508-271-007-000	1.00	30.00
508-271-008-000	1.00	30.00
508-271-009-000	1.00	30.00
508-271-010-000	1.00	30.00
508-271-011-000	1.00	30.00
508-272-001-000	1.00	30.00
508-272-002-000	1.00	30.00
508-272-003-000	1.00	30.00
508-272-004-000	1.00	30.00
508-272-005-000	1.00	30.00
508-272-006-000	1.00	30.00
508-272-007-000	1.00	30.00
508-272-008-000	1.00	30.00
508-272-009-000	1.00	30.00
508-272-010-000	1.00	30.00
508-272-012-000	1.00	30.00
508-272-013-000	1.00	30.00
508-272-014-000	1.00	30.00
508-272-015-000	1.00	30.00
508-272-016-000	1.00	30.00
508-272-017-000	1.00	30.00
508-272-018-000	1.00	30.00
508-272-019-000	1.00	30.00
508-272-020-000	1.00	30.00
508-272-021-000	1.00	30.00
508-272-022-000	1.00	30.00
508-272-023-000	1.00	30.00
508-273-001-000	1.00	30.00
508-273-002-000	1.00	30.00
508-273-003-000	1.00	30.00
508-273-004-000	1.91	57.30
508-273-005-000	1.00	30.00
508-273-006-000	1.00	30.00
508-273-007-000	1.00	30.00
508-273-008-000	1.00	30.00
508-273-009-000	1.00	30.00
508-273-010-000	1.00	30.00
508-273-011-000	1.00	30.00
508-273-014-000	3.00	90.00
508-273-015-000	1.00	30.00
508-273-016-000	1.00	30.00
508-273-017-000	2.00	60.00
508-273-018-000	1.00	30.00
508-273-019-000	1.00	30.00
508-281-002-000	1.00	30.00
508-281-009-000	1.00	30.00
508-281-010-000	1.00	30.00

McKinleyville Community Services District
Measure B Maintenance Assessment District
Fiscal Year 2021/22
(Sorted by Assessor's Parcel Number)

Assessor's Parcel Number	Equivalent Benefit Units	Charge
508-281-011-000	1.00	30.00
508-281-014-000	1.00	30.00
508-281-015-000	1.00	30.00
508-281-016-000	1.00	30.00
508-281-017-000	1.00	30.00
508-281-018-000	1.00	30.00
508-281-019-000	1.00	30.00
508-281-020-000	1.00	30.00
508-281-021-000	1.00	30.00
508-281-022-000	1.00	30.00
508-281-023-000	1.00	30.00
508-281-024-000	1.00	30.00
508-281-025-000	1.00	30.00
508-281-026-000	1.00	30.00
508-281-027-000	1.00	30.00
508-281-028-000	1.00	30.00
508-281-029-000	1.00	30.00
508-281-030-000	1.00	30.00
508-281-031-000	1.00	30.00
508-281-036-000	1.00	30.00
508-281-038-000	0.33	10.00
508-281-044-000	2.00	60.00
508-281-045-000	1.00	30.00
508-281-046-000	1.00	30.00
508-281-047-000	1.00	30.00
508-281-048-000	1.00	30.00
508-281-049-000	1.00	30.00
508-291-001-000	1.00	30.00
508-291-002-000	1.00	30.00
508-291-003-000	1.00	30.00
508-291-004-000	2.00	60.00
508-291-006-000	1.00	30.00
508-291-007-000	1.00	30.00
508-291-008-000	1.00	30.00
508-291-009-000	1.00	30.00
508-291-010-000	1.00	30.00
508-291-011-000	1.00	30.00
508-291-012-000	1.00	30.00
508-291-013-000	1.00	30.00
508-291-014-000	1.00	30.00
508-291-015-000	1.00	30.00
508-291-016-000	2.00	60.00
508-291-017-000	1.00	30.00
508-291-018-000	1.00	30.00
508-291-019-000	1.00	30.00
508-291-020-000	2.00	60.00
508-291-021-000	1.00	30.00
508-291-022-000	1.00	30.00
508-291-023-000	1.00	30.00
508-291-024-000	1.00	30.00
508-291-025-000	2.00	60.00
508-291-026-000	1.00	30.00
508-291-027-000	1.00	30.00
508-291-028-000	1.00	30.00
508-291-029-000	1.00	30.00

McKinleyville Community Services District
Measure B Maintenance Assessment District
Fiscal Year 2021/22
(Sorted by Assessor's Parcel Number)

Assessor's Parcel Number	Equivalent Benefit Units	Charge
508-291-032-000	1.00	30.00
508-291-033-000	1.00	30.00
508-291-034-000	2.00	60.00
508-291-041-000	1.00	30.00
508-291-042-000	1.00	30.00
508-291-043-000	2.00	60.00
508-291-044-000	1.00	30.00
508-291-045-000	1.00	30.00
508-291-046-000	1.00	30.00
508-291-047-000	2.00	60.00
508-291-048-000	1.00	30.00
508-291-049-000	2.00	60.00
508-301-001-000	1.00	30.00
508-301-002-000	1.00	30.00
508-301-003-000	1.00	30.00
508-301-004-000	2.00	60.00
508-301-005-000	1.00	30.00
508-301-006-000	1.00	30.00
508-301-007-000	1.00	30.00
508-301-008-000	0.33	10.00
508-301-009-000	2.00	60.00
508-301-010-000	1.00	30.00
508-301-011-000	1.00	30.00
508-301-013-000	1.00	30.00
508-301-014-000	1.00	30.00
508-301-015-000	2.00	60.00
508-301-016-000	1.00	30.00
508-301-017-000	1.00	30.00
508-301-018-000	1.00	30.00
508-301-019-000	1.00	30.00
508-301-020-000	2.00	60.00
508-301-021-000	1.00	30.00
508-301-025-000	1.00	30.00
508-301-026-000	1.00	30.00
508-301-027-000	1.00	30.00
508-301-028-000	1.00	30.00
508-301-029-000	1.00	30.00
508-301-030-000	1.00	30.00
508-310-001-000	0.33	10.00
508-310-002-000	0.33	10.00
508-310-003-000	1.00	30.00
508-310-004-000	1.00	30.00
508-310-005-000	1.00	30.00
508-310-006-000	1.00	30.00
508-310-007-000	1.00	30.00
508-310-008-000	1.00	30.00
508-310-009-000	1.00	30.00
508-310-010-000	1.00	30.00
508-310-011-000	1.00	30.00
508-310-012-000	1.00	30.00
508-310-013-000	2.00	60.00
508-310-014-000	1.00	30.00
508-310-015-000	1.00	30.00
508-310-016-000	1.00	30.00
508-310-017-000	1.00	30.00

McKinleyville Community Services District
Measure B Maintenance Assessment District
Fiscal Year 2021/22
(Sorted by Assessor's Parcel Number)

Assessor's Parcel Number	Equivalent Benefit Units	Charge
508-310-018-000	1.00	30.00
508-310-019-000	2.00	60.00
508-310-020-000	1.00	30.00
508-310-022-000	1.00	30.00
508-310-023-000	1.00	30.00
508-310-024-000	1.00	30.00
508-310-025-000	1.00	30.00
508-310-026-000	1.00	30.00
508-310-029-000	1.00	30.00
508-310-030-000	2.00	60.00
508-310-031-000	1.00	30.00
508-310-032-000	1.00	30.00
508-310-033-000	1.00	30.00
508-310-034-000	1.00	30.00
508-310-035-000	1.00	30.00
508-310-036-000	1.00	30.00
508-310-037-000	2.00	60.00
508-310-038-000	1.00	30.00
508-310-039-000	1.00	30.00
508-320-001-000	1.00	30.00
508-320-002-000	1.00	30.00
508-320-003-000	1.00	30.00
508-320-004-000	1.00	30.00
508-320-005-000	1.00	30.00
508-320-008-000	1.00	30.00
508-320-009-000	1.00	30.00
508-320-010-000	1.00	30.00
508-320-011-000	1.00	30.00
508-320-012-000	1.00	30.00
508-320-015-000	1.00	30.00
508-320-016-000	1.00	30.00
508-320-017-000	1.00	30.00
508-320-018-000	1.00	30.00
508-320-019-000	1.00	30.00
508-320-020-000	1.00	30.00
508-320-021-000	1.00	30.00
508-320-022-000	1.00	30.00
508-320-023-000	1.00	30.00
508-320-024-000	1.00	30.00
508-320-025-000	1.00	30.00
508-320-026-000	1.00	30.00
508-320-027-000	1.00	30.00
508-320-028-000	1.00	30.00
508-320-029-000	1.00	30.00
508-320-030-000	1.00	30.00
508-320-031-000	1.00	30.00
508-320-032-000	1.00	30.00
508-320-034-000	1.00	30.00
508-320-035-000	1.00	30.00
508-320-036-000	1.00	30.00
508-320-037-000	1.00	30.00
508-320-038-000	1.00	30.00
508-320-039-000	1.00	30.00
508-320-040-000	1.00	30.00
508-320-041-000	1.00	30.00

McKinleyville Community Services District
Measure B Maintenance Assessment District
Fiscal Year 2021/22
(Sorted by Assessor's Parcel Number)

Assessor's Parcel Number	Equivalent Benefit Units	Charge
508-320-042-000	1.00	30.00
508-320-043-000	1.00	30.00
508-320-044-000	1.00	30.00
508-320-045-000	1.00	30.00
508-320-046-000	1.00	30.00
508-320-047-000	1.00	30.00
508-320-048-000	1.00	30.00
508-320-049-000	1.00	30.00
508-320-050-000	1.00	30.00
508-331-004-000	1.00	30.00
508-331-005-000	1.00	30.00
508-331-006-000	1.00	30.00
508-331-007-000	1.00	30.00
508-331-008-000	1.00	30.00
508-331-009-000	1.00	30.00
508-331-010-000	1.00	30.00
508-331-011-000	3.00	90.00
508-331-012-000	1.00	30.00
508-331-013-000	1.00	30.00
508-331-014-000	1.00	30.00
508-331-015-000	1.00	30.00
508-331-016-000	1.00	30.00
508-331-017-000	1.00	30.00
508-331-018-000	1.00	30.00
508-331-021-000	1.00	30.00
508-331-022-000	0.33	10.00
508-341-001-000	1.00	30.00
508-341-002-000	1.00	30.00
508-341-003-000	2.00	60.00
508-341-004-000	2.00	60.00
508-341-005-000	2.00	60.00
508-341-006-000	1.00	30.00
508-341-007-000	1.00	30.00
508-341-008-000	1.00	30.00
508-341-009-000	2.00	60.00
508-341-011-000	0.33	10.00
508-341-012-000	1.00	30.00
508-341-013-000	1.00	30.00
508-341-014-000	2.00	60.00
508-341-015-000	1.00	30.00
508-341-017-000	1.00	30.00
508-341-018-000	1.00	30.00
508-341-019-000	1.00	30.00
508-341-020-000	1.00	30.00
508-341-022-000	1.00	30.00
508-341-023-000	1.00	30.00
508-341-024-000	1.00	30.00
508-341-025-000	1.00	30.00
508-341-026-000	1.00	30.00
508-341-027-000	1.00	30.00
508-341-028-000	2.00	60.00
508-341-029-000	1.00	30.00
508-341-030-000	0.33	10.00
508-341-031-000	1.00	30.00
508-341-032-000	1.00	30.00

McKinleyville Community Services District
Measure B Maintenance Assessment District
Fiscal Year 2021/22
(Sorted by Assessor's Parcel Number)

Assessor's Parcel Number	Equivalent Benefit Units	Charge
508-341-033-000	1.00	30.00
508-341-034-000	4.00	120.00
508-341-037-000	1.00	30.00
508-341-038-000	1.00	30.00
508-341-039-000	1.00	30.00
508-341-040-000	1.00	30.00
508-341-041-000	1.00	30.00
508-341-042-000	2.00	60.00
508-341-043-000	1.00	30.00
508-341-044-000	1.00	30.00
508-341-045-000	1.00	30.00
508-341-046-000	1.00	30.00
508-341-047-000	1.00	30.00
508-341-049-000	3.00	90.00
508-341-050-000	1.00	30.00
508-341-051-000	1.00	30.00
508-341-052-000	1.00	30.00
508-341-053-000	1.00	30.00
508-341-054-000	1.00	30.00
508-341-055-000	1.00	30.00
508-341-056-000	2.00	60.00
508-341-057-000	1.00	30.00
508-341-058-000	1.00	30.00
508-341-059-000	1.00	30.00
508-341-060-000	1.00	30.00
508-341-061-000	1.00	30.00
508-341-062-000	2.00	60.00
508-341-063-000	2.00	60.00
508-341-064-000	1.00	30.00
508-341-065-000	1.00	30.00
508-341-066-000	1.00	30.00
508-341-067-000	1.00	30.00
508-341-068-000	2.00	60.00
508-341-069-000	0.33	10.00
508-341-070-000	2.00	60.00
508-341-071-000	2.00	60.00
508-341-072-000	0.33	10.00
508-351-001-000	2.00	60.00
508-351-002-000	1.00	30.00
508-351-003-000	1.00	30.00
508-351-004-000	1.00	30.00
508-351-005-000	1.00	30.00
508-351-006-000	1.00	30.00
508-351-007-000	1.00	30.00
508-351-008-000	1.00	30.00
508-351-009-000	1.00	30.00
508-351-010-000	1.00	30.00
508-351-011-000	1.00	30.00
508-351-012-000	1.00	30.00
508-351-013-000	1.00	30.00
508-351-014-000	1.00	30.00
508-351-015-000	1.00	30.00
508-351-016-000	1.00	30.00
508-351-017-000	1.00	30.00
508-351-018-000	1.00	30.00

McKinleyville Community Services District
Measure B Maintenance Assessment District
Fiscal Year 2021/22
(Sorted by Assessor's Parcel Number)

Assessor's Parcel Number	Equivalent Benefit Units	Charge
508-351-019-000	1.00	30.00
508-351-020-000	1.00	30.00
508-351-021-000	1.00	30.00
508-351-022-000	1.00	30.00
508-351-023-000	1.00	30.00
508-351-024-000	1.00	30.00
508-351-025-000	1.00	30.00
508-351-026-000	1.00	30.00
508-351-027-000	1.00	30.00
508-351-028-000	1.00	30.00
508-351-029-000	1.00	30.00
508-351-030-000	1.00	30.00
508-351-031-000	1.00	30.00
508-351-032-000	1.00	30.00
508-351-033-000	1.00	30.00
508-351-034-000	1.00	30.00
508-351-035-000	1.00	30.00
508-351-036-000	1.00	30.00
508-351-037-000	1.00	30.00
508-351-041-000	2.00	60.00
508-351-042-000	1.00	30.00
508-351-043-000	1.00	30.00
508-351-044-000	1.00	30.00
508-351-045-000	2.00	60.00
508-351-046-000	1.00	30.00
508-351-047-000	2.00	60.00
508-351-048-000	1.00	30.00
508-351-049-000	2.00	60.00
508-351-050-000	1.00	30.00
508-351-051-000	1.00	30.00
508-351-052-000	1.00	30.00
508-351-053-000	1.00	30.00
508-351-054-000	1.00	30.00
508-351-055-000	1.00	30.00
508-351-056-000	1.00	30.00
508-351-057-000	1.00	30.00
508-351-058-000	1.00	30.00
508-351-059-000	1.00	30.00
508-351-060-000	1.00	30.00
508-351-061-000	1.00	30.00
508-351-062-000	1.00	30.00
508-351-063-000	1.00	30.00
508-351-064-000	2.00	60.00
508-360-001-000	1.00	30.00
508-360-002-000	1.00	30.00
508-360-003-000	1.00	30.00
508-360-004-000	1.00	30.00
508-360-005-000	1.00	30.00
508-360-006-000	1.00	30.00
508-360-007-000	1.00	30.00
508-360-008-000	1.00	30.00
508-360-009-000	1.00	30.00
508-360-010-000	1.00	30.00
508-360-011-000	1.00	30.00
508-360-012-000	1.00	30.00

McKinleyville Community Services District
Measure B Maintenance Assessment District
Fiscal Year 2021/22
(Sorted by Assessor's Parcel Number)

Assessor's Parcel Number	Equivalent Benefit Units	Charge
508-360-014-000	1.00	30.00
508-360-015-000	2.00	60.00
508-360-016-000	1.00	30.00
508-360-017-000	1.00	30.00
508-360-018-000	1.00	30.00
508-360-019-000	1.00	30.00
508-360-020-000	2.00	60.00
508-360-021-000	1.00	30.00
508-360-022-000	1.00	30.00
508-360-023-000	2.00	60.00
508-371-001-000	2.00	60.00
508-371-002-000	1.00	30.00
508-371-003-000	1.00	30.00
508-371-004-000	1.00	30.00
508-371-005-000	1.00	30.00
508-371-006-000	1.00	30.00
508-371-007-000	1.00	30.00
508-371-008-000	1.00	30.00
508-371-009-000	1.00	30.00
508-371-010-000	1.00	30.00
508-371-011-000	2.00	60.00
508-371-012-000	1.00	30.00
508-371-013-000	1.00	30.00
508-371-014-000	2.00	60.00
508-371-015-000	1.00	30.00
508-371-016-000	1.00	30.00
508-371-017-000	2.00	60.00
508-371-018-000	1.00	30.00
508-371-019-000	1.00	30.00
508-371-020-000	1.00	30.00
508-371-021-000	1.00	30.00
508-371-022-000	1.00	30.00
508-371-023-000	1.00	30.00
508-371-024-000	1.00	30.00
508-371-025-000	1.00	30.00
508-371-026-000	1.00	30.00
508-381-001-000	1.00	30.00
508-381-002-000	1.00	30.00
508-381-003-000	1.00	30.00
508-381-004-000	1.00	30.00
508-381-005-000	1.00	30.00
508-381-006-000	1.00	30.00
508-381-007-000	2.00	60.00
508-381-008-000	2.00	60.00
508-381-009-000	2.00	60.00
508-381-010-000	1.00	30.00
508-381-011-000	2.00	60.00
508-381-012-000	1.00	30.00
508-381-013-000	1.00	30.00
508-381-014-000	2.00	60.00
508-381-015-000	1.00	30.00
508-381-016-000	2.00	60.00
508-381-017-000	1.00	30.00
508-381-018-000	1.00	30.00
508-381-019-000	1.00	30.00

McKinleyville Community Services District
Measure B Maintenance Assessment District
Fiscal Year 2021/22
(Sorted by Assessor's Parcel Number)

Assessor's Parcel Number	Equivalent Benefit Units	Charge
508-381-020-000	1.00	30.00
508-381-021-000	1.00	30.00
508-381-022-000	1.00	30.00
508-381-023-000	1.00	30.00
508-381-024-000	1.00	30.00
508-381-025-000	1.00	30.00
508-381-026-000	1.00	30.00
508-381-027-000	1.00	30.00
508-381-028-000	1.00	30.00
508-381-029-000	2.00	60.00
508-381-030-000	1.00	30.00
508-381-031-000	1.00	30.00
508-381-032-000	1.00	30.00
508-381-033-000	1.00	30.00
508-381-034-000	1.00	30.00
508-381-035-000	1.00	30.00
508-381-036-000	1.00	30.00
508-381-037-000	1.00	30.00
508-391-001-000	0.33	10.00
508-391-002-000	0.33	10.00
508-391-003-000	1.00	30.00
508-391-004-000	0.33	10.00
508-391-005-000	0.33	10.00
508-391-006-000	0.33	10.00
508-391-007-000	0.33	10.00
508-391-008-000	0.33	10.00
508-391-009-000	0.33	10.00
508-391-010-000	0.33	10.00
508-391-011-000	0.33	10.00
508-391-012-000	0.33	10.00
508-391-013-000	0.33	10.00
508-391-014-000	0.33	10.00
508-391-015-000	0.33	10.00
508-391-016-000	0.33	10.00
508-391-017-000	0.33	10.00
508-391-018-000	0.33	10.00
508-391-019-000	0.33	10.00
508-391-020-000	0.33	10.00
508-391-021-000	0.33	10.00
508-391-022-000	0.33	10.00
508-391-023-000	0.33	10.00
508-391-024-000	0.33	10.00
508-391-025-000	0.33	10.00
508-391-026-000	0.33	10.00
508-391-027-000	0.33	10.00
508-391-028-000	0.33	10.00
508-391-029-000	0.33	10.00
508-391-030-000	0.33	10.00
508-391-031-000	0.33	10.00
508-391-032-000	0.33	10.00
508-391-033-000	0.33	10.00
508-391-034-000	1.00	30.00
508-391-035-000	0.33	10.00
508-391-036-000	1.00	30.00
508-391-037-000	0.33	10.00

McKinleyville Community Services District
Measure B Maintenance Assessment District
Fiscal Year 2021/22
(Sorted by Assessor's Parcel Number)

Assessor's Parcel Number	Equivalent Benefit Units	Charge
508-391-038-000	0.33	10.00
508-391-039-000	0.33	10.00
508-391-040-000	0.33	10.00
508-391-041-000	0.33	10.00
508-391-042-000	0.33	10.00
508-391-043-000	1.00	30.00
508-391-044-000	0.33	10.00
508-391-045-000	0.33	10.00
508-401-001-000	1.00	30.00
508-401-002-000	0.33	10.00
508-401-003-000	0.33	10.00
508-401-004-000	1.00	30.00
508-401-005-000	1.00	30.00
508-401-006-000	1.00	30.00
508-401-007-000	1.00	30.00
508-401-008-000	1.00	30.00
508-401-009-000	1.00	30.00
508-401-010-000	1.00	30.00
508-401-011-000	0.33	10.00
508-401-012-000	0.33	10.00
508-401-013-000	8.00	240.00
508-401-014-000	0.33	10.00
508-401-015-000	0.33	10.00
508-401-017-000	0.33	10.00
508-401-019-000	1.00	30.00
508-401-020-000	1.00	30.00
508-401-021-000	1.00	30.00
508-401-022-000	1.00	30.00
508-401-023-000	1.00	30.00
508-401-024-000	1.00	30.00
508-401-025-000	1.00	30.00
508-401-026-000	1.00	30.00
508-401-027-000	1.00	30.00
508-401-028-000	1.00	30.00
508-401-029-000	1.00	30.00
508-401-030-000	1.00	30.00
508-401-031-000	1.00	30.00
508-401-032-000	1.00	30.00
508-401-033-000	1.00	30.00
508-401-034-000	1.00	30.00
508-401-035-000	1.00	30.00
508-401-036-000	1.00	30.00
508-401-037-000	1.00	30.00
508-401-038-000	1.00	30.00
508-401-039-000	1.00	30.00
508-401-040-000	1.00	30.00
508-401-041-000	1.00	30.00
508-401-042-000	1.00	30.00
508-401-043-000	1.00	30.00
508-401-044-000	1.00	30.00
508-401-045-000	1.00	30.00
508-401-046-000	2.00	60.00
508-401-047-000	1.00	30.00
508-401-048-000	2.00	60.00
508-401-049-000	2.00	60.00

McKinleyville Community Services District
Measure B Maintenance Assessment District
Fiscal Year 2021/22
(Sorted by Assessor's Parcel Number)

Assessor's Parcel Number	Equivalent Benefit Units	Charge
508-401-050-000	2.00	60.00
508-401-051-000	2.00	60.00
508-401-052-000	2.00	60.00
508-401-053-000	8.00	240.00
508-401-054-000	0.33	10.00
508-401-055-000	0.33	10.00
508-401-056-000	0.33	10.00
508-401-057-000	0.33	10.00
508-401-058-000	0.33	10.00
508-401-059-000	0.33	10.00
508-401-060-000	0.33	10.00
508-401-061-000	0.33	10.00
508-401-062-000	0.33	10.00
508-401-068-000	0.33	10.00
508-401-070-000	1.00	30.00
508-402-001-000	2.00	60.00
508-402-002-000	1.00	30.00
508-402-003-000	1.00	30.00
508-402-004-000	1.00	30.00
508-402-005-000	1.00	30.00
508-402-006-000	2.00	60.00
508-402-007-000	2.00	60.00
508-402-008-000	1.00	30.00
508-402-009-000	1.00	30.00
508-402-010-000	1.00	30.00
508-402-011-000	1.00	30.00
508-402-012-000	1.00	30.00
508-402-013-000	1.00	30.00
508-402-014-000	1.00	30.00
508-402-015-000	1.00	30.00
508-402-016-000	1.00	30.00
508-402-017-000	1.00	30.00
508-402-018-000	0.33	10.00
508-402-019-000	1.00	30.00
508-402-020-000	2.00	60.00
508-402-021-000	2.00	60.00
508-402-022-000	1.00	30.00
508-402-023-000	2.00	60.00
508-402-024-000	1.00	30.00
508-402-025-000	1.00	30.00
508-402-026-000	1.00	30.00
508-402-027-000	1.00	30.00
508-402-028-000	1.00	30.00
508-402-029-000	1.00	30.00
508-402-030-000	2.00	60.00
508-402-031-000	2.00	60.00
508-402-032-000	2.00	60.00
508-402-033-000	0.33	10.00
509-011-003-000	1.00	30.00
509-011-004-000	1.00	30.00
509-011-006-000	1.00	30.00
509-011-007-000	1.00	30.00
509-011-011-000	1.00	30.00
509-011-013-000	1.00	30.00
509-011-015-000	0.33	10.00

McKinleyville Community Services District
Measure B Maintenance Assessment District
Fiscal Year 2021/22
(Sorted by Assessor's Parcel Number)

Assessor's Parcel Number	Equivalent Benefit Units	Charge
509-011-016-000	2.00	60.00
509-011-018-000	1.00	30.00
509-011-021-000	1.00	30.00
509-011-022-000	1.00	30.00
509-011-023-000	1.00	30.00
509-011-026-000	1.00	30.00
509-011-027-000	1.00	30.00
509-011-028-000	0.33	10.00
509-011-029-000	1.00	30.00
509-011-031-000	2.00	60.00
509-011-033-000	0.33	10.00
509-011-034-000	1.00	30.00
509-011-035-000	1.00	30.00
509-011-037-000	3.00	90.00
509-011-038-000	1.00	30.00
509-011-039-000	1.00	30.00
509-011-041-000	1.00	30.00
509-011-042-000	1.00	30.00
509-011-043-000	1.00	30.00
509-011-044-000	0.33	10.00
509-011-045-000	2.00	60.00
509-011-046-000	1.00	30.00
509-011-047-000	1.00	30.00
509-011-048-000	1.00	30.00
509-011-049-000	1.00	30.00
509-011-050-000	1.00	30.00
509-011-051-000	1.00	30.00
509-011-052-000	1.00	30.00
509-011-053-000	1.00	30.00
509-011-054-000	1.00	30.00
509-011-055-000	1.00	30.00
509-011-056-000	0.33	10.00
509-011-057-000	1.00	30.00
509-011-058-000	1.00	30.00
509-011-059-000	1.00	30.00
509-011-060-000	1.00	30.00
509-011-061-000	1.00	30.00
509-011-062-000	1.00	30.00
509-011-063-000	1.00	30.00
509-011-064-000	1.00	30.00
509-011-065-000	1.00	30.00
509-011-066-000	1.00	30.00
509-011-067-000	1.00	30.00
509-011-069-000	1.00	30.00
509-011-070-000	1.00	30.00
509-011-071-000	1.00	30.00
509-011-072-000	1.00	30.00
509-011-073-000	1.00	30.00
509-011-074-000	1.00	30.00
509-011-075-000	1.00	30.00
509-011-076-000	0.33	10.00
509-011-077-000	0.33	10.00
509-011-078-000	1.00	30.00
509-021-002-000	1.00	30.00
509-021-006-000	1.00	30.00

McKinleyville Community Services District
Measure B Maintenance Assessment District
Fiscal Year 2021/22
(Sorted by Assessor's Parcel Number)

Assessor's Parcel Number	Equivalent Benefit Units	Charge
509-021-007-000	1.00	30.00
509-021-008-000	2.00	60.00
509-021-009-000	1.00	30.00
509-021-010-000	1.00	30.00
509-021-011-000	1.00	30.00
509-021-012-000	1.00	30.00
509-021-013-000	1.00	30.00
509-021-014-000	1.00	30.00
509-021-015-000	1.00	30.00
509-021-016-000	1.00	30.00
509-021-018-000	1.00	30.00
509-021-019-000	1.00	30.00
509-021-020-000	1.00	30.00
509-021-021-000	1.00	30.00
509-021-024-000	1.00	30.00
509-021-026-000	1.00	30.00
509-021-027-000	1.00	30.00
509-021-028-000	1.00	30.00
509-021-030-000	1.00	30.00
509-021-031-000	1.00	30.00
509-021-033-000	1.00	30.00
509-021-036-000	1.00	30.00
509-021-037-000	2.00	60.00
509-021-038-000	1.00	30.00
509-021-040-000	1.00	30.00
509-021-042-000	1.00	30.00
509-021-044-000	0.33	10.00
509-021-045-000	0.33	10.00
509-021-050-000	1.00	30.00
509-021-051-000	1.00	30.00
509-021-079-000	1.00	30.00
509-021-080-000	1.00	30.00
509-021-081-000	1.00	30.00
509-031-005-000	1.00	30.00
509-031-006-000	1.00	30.00
509-031-017-000	1.00	30.00
509-031-019-000	1.00	30.00
509-031-022-000	1.00	30.00
509-031-023-000	1.00	30.00
509-031-024-000	1.00	30.00
509-031-025-000	0.33	10.00
509-031-027-000	1.00	30.00
509-031-028-000	1.00	30.00
509-031-029-000	1.00	30.00
509-032-005-000	1.00	30.00
509-032-006-000	1.00	30.00
509-032-007-000	1.00	30.00
509-032-008-000	1.00	30.00
509-032-009-000	1.00	30.00
509-032-010-000	1.00	30.00
509-032-011-000	1.00	30.00
509-032-012-000	1.00	30.00
509-032-014-000	1.00	30.00
509-032-018-000	1.00	30.00
509-032-021-000	1.00	30.00

McKinleyville Community Services District
Measure B Maintenance Assessment District
Fiscal Year 2021/22
(Sorted by Assessor's Parcel Number)

Assessor's Parcel Number	Equivalent Benefit Units	Charge
509-032-024-000	1.00	30.00
509-032-025-000	0.33	10.00
509-032-028-000	1.00	30.00
509-032-033-000	1.00	30.00
509-032-035-000	0.33	10.00
509-032-039-000	1.00	30.00
509-032-041-000	1.00	30.00
509-032-045-000	1.00	30.00
509-032-051-000	1.00	30.00
509-032-052-000	2.00	60.00
509-032-053-000	1.00	30.00
509-032-054-000	1.00	30.00
509-032-055-000	2.00	60.00
509-032-056-000	2.00	60.00
509-032-057-000	1.00	30.00
509-032-058-000	1.00	30.00
509-032-061-000	2.00	60.00
509-032-063-000	0.33	10.00
509-032-064-000	1.00	30.00
509-032-066-000	1.00	30.00
509-032-067-000	1.00	30.00
509-032-068-000	1.00	30.00
509-032-069-000	1.00	30.00
509-032-073-000	1.00	30.00
509-032-075-000	1.00	30.00
509-032-076-000	1.00	30.00
509-032-078-000	1.00	30.00
509-041-003-000	2.00	60.00
509-041-004-000	1.00	30.00
509-041-005-000	30.00	900.00
509-041-008-000	1.00	30.00
509-041-010-000	1.00	30.00
509-041-011-000	0.33	10.00
509-041-012-000	2.00	60.00
509-041-024-000	1.00	30.00
509-041-025-000	1.00	30.00
509-041-030-000	1.00	30.00
509-041-032-000	1.00	30.00
509-041-033-000	1.00	30.00
509-041-039-000	1.00	30.00
509-041-040-000	1.00	30.00
509-041-042-000	1.00	30.00
509-041-044-000	1.00	30.00
509-041-048-000	1.00	30.00
509-041-049-000	0.33	10.00
509-041-050-000	1.00	30.00
509-041-051-000	1.00	30.00
509-041-052-000	1.00	30.00
509-041-053-000	1.00	30.00
509-041-056-000	1.00	30.00
509-041-057-000	1.00	30.00
509-041-061-000	1.00	30.00
509-041-062-000	1.00	30.00
509-041-063-000	1.00	30.00
509-041-064-000	1.00	30.00

McKinleyville Community Services District
Measure B Maintenance Assessment District
Fiscal Year 2021/22
(Sorted by Assessor's Parcel Number)

Assessor's Parcel Number	Equivalent Benefit Units	Charge
509-041-065-000	1.00	30.00
509-041-066-000	1.00	30.00
509-041-067-000	2.00	60.00
509-041-068-000	1.00	30.00
509-041-069-000	0.33	10.00
509-041-070-000	0.33	10.00
509-041-071-000	2.00	60.00
509-041-072-000	0.33	10.00
509-041-073-000	1.00	30.00
509-041-074-000	1.00	30.00
509-041-075-000	1.00	30.00
509-041-076-000	1.00	30.00
509-041-077-000	1.00	30.00
509-041-078-000	0.33	10.00
509-041-080-000	1.00	30.00
509-041-081-000	2.00	60.00
509-041-082-000	1.00	30.00
509-041-083-000	1.00	30.00
509-041-085-000	1.00	30.00
509-051-002-000	1.00	30.00
509-051-003-000	1.00	30.00
509-051-006-000	1.00	30.00
509-051-008-000	0.33	10.00
509-051-011-000	1.00	30.00
509-051-013-000	1.00	30.00
509-051-015-000	1.00	30.00
509-051-018-000	1.00	30.00
509-051-020-000	1.00	30.00
509-051-021-000	1.00	30.00
509-051-022-000	1.00	30.00
509-051-023-000	1.00	30.00
509-051-030-000	1.00	30.00
509-051-031-000	1.00	30.00
509-051-033-000	1.00	30.00
509-051-034-000	1.00	30.00
509-051-035-000	2.00	60.00
509-051-036-000	1.00	30.00
509-051-037-000	1.00	30.00
509-051-038-000	1.00	30.00
509-051-039-000	0.33	10.00
509-051-040-000	1.00	30.00
509-051-041-000	1.00	30.00
509-051-042-000	1.00	30.00
509-051-043-000	1.00	30.00
509-051-044-000	0.33	10.00
509-061-001-000	0.33	10.00
509-061-005-000	0.33	10.00
509-061-024-000	0.33	10.00
509-061-025-000	0.33	10.00
509-062-002-000	0.33	10.00
509-062-004-000	0.33	10.00
509-063-002-000	0.33	10.00
509-063-003-000	0.33	10.00
509-071-002-000	1.00	30.00
509-071-003-000	1.00	30.00

McKinleyville Community Services District
Measure B Maintenance Assessment District
Fiscal Year 2021/22
(Sorted by Assessor's Parcel Number)

Assessor's Parcel Number	Equivalent Benefit Units	Charge
509-072-003-000	1.00	30.00
509-072-005-000	5.00	150.00
509-072-006-000	1.00	30.00
509-072-008-000	1.00	30.00
509-072-009-000	1.00	30.00
509-072-010-000	0.33	10.00
509-073-002-000	3.00	90.00
509-073-004-000	1.00	30.00
509-073-006-000	2.00	60.00
509-073-007-000	1.00	30.00
509-074-002-000	1.00	30.00
509-074-004-000	1.00	30.00
509-074-005-000	1.00	30.00
509-074-006-000	1.00	30.00
509-075-003-000	1.00	30.00
509-075-005-000	1.00	30.00
509-075-006-000	1.00	30.00
509-075-007-000	1.00	30.00
509-075-009-000	1.00	30.00
509-075-011-000	1.00	30.00
509-075-012-000	1.00	30.00
509-075-013-000	1.00	30.00
509-076-001-000	2.00	60.00
509-076-002-000	1.00	30.00
509-076-006-000	2.00	60.00
509-076-007-000	1.00	30.00
509-076-010-000	1.00	30.00
509-081-002-000	2.00	60.00
509-081-004-000	2.00	60.00
509-081-006-000	2.00	60.00
509-081-008-000	1.00	30.00
509-081-009-000	1.00	30.00
509-081-011-000	2.00	60.00
509-081-012-000	0.33	10.00
509-081-013-000	1.00	30.00
509-081-016-000	1.00	30.00
509-081-017-000	2.00	60.00
509-081-018-000	1.00	30.00
509-081-019-000	1.00	30.00
509-081-020-000	1.00	30.00
509-081-021-000	2.00	60.00
509-082-003-000	1.00	30.00
509-082-006-000	1.00	30.00
509-082-007-000	2.00	60.00
509-082-008-000	2.00	60.00
509-082-009-000	0.33	10.00
509-083-002-000	2.00	60.00
509-083-006-000	1.00	30.00
509-083-008-000	1.00	30.00
509-083-012-000	1.00	30.00
509-083-013-000	2.00	60.00
509-083-014-000	1.00	30.00
509-083-015-000	2.00	60.00
509-083-017-000	1.00	30.00
509-083-018-000	1.00	30.00

McKinleyville Community Services District
Measure B Maintenance Assessment District
Fiscal Year 2021/22
(Sorted by Assessor's Parcel Number)

Assessor's Parcel Number	Equivalent Benefit Units	Charge
509-083-023-000	2.00	60.00
509-083-024-000	1.00	30.00
509-083-025-000	2.00	60.00
509-083-026-000	2.00	60.00
509-083-027-000	1.00	30.00
509-083-028-000	1.00	30.00
509-083-030-000	1.00	30.00
509-084-004-000	1.00	30.00
509-084-008-000	1.00	30.00
509-084-009-000	1.00	30.00
509-084-010-000	1.00	30.00
509-084-011-000	1.00	30.00
509-084-012-000	1.00	30.00
509-091-004-000	1.00	30.00
509-091-007-000	2.00	60.00
509-091-009-000	2.00	60.00
509-091-011-000	1.00	30.00
509-091-012-000	1.00	30.00
509-091-013-000	2.00	60.00
509-091-014-000	1.00	30.00
509-091-015-000	1.00	30.00
509-092-001-000	1.00	30.00
509-092-002-000	1.00	30.00
509-092-004-000	1.00	30.00
509-092-005-000	1.00	30.00
509-093-002-000	1.00	30.00
509-093-004-000	1.00	30.00
509-093-006-000	2.00	60.00
509-093-007-000	2.00	60.00
509-093-008-000	1.00	30.00
509-094-002-000	1.00	30.00
509-094-003-000	1.00	30.00
509-094-005-000	1.00	30.00
509-094-006-000	1.00	30.00
509-094-008-000	1.00	30.00
509-094-009-000	1.00	30.00
509-094-010-000	2.00	60.00
509-095-004-000	2.00	60.00
509-095-006-000	1.00	30.00
509-095-012-000	0.33	10.00
509-095-013-000	1.00	30.00
509-095-018-000	1.00	30.00
509-095-019-000	1.00	30.00
509-095-020-000	1.00	30.00
509-095-021-000	1.00	30.00
509-095-022-000	1.00	30.00
509-095-023-000	1.00	30.00
509-095-024-000	1.00	30.00
509-095-025-000	1.00	30.00
509-095-026-000	1.00	30.00
509-095-028-000	1.00	30.00
509-095-029-000	1.00	30.00
509-096-001-000	1.00	30.00
509-096-002-000	1.00	30.00
509-101-003-000	1.00	30.00

McKinleyville Community Services District
Measure B Maintenance Assessment District
Fiscal Year 2021/22
(Sorted by Assessor's Parcel Number)

Assessor's Parcel Number	Equivalent Benefit Units	Charge
509-101-004-000	2.00	60.00
509-101-005-000	1.00	30.00
509-101-006-000	1.00	30.00
509-101-009-000	1.00	30.00
509-101-010-000	1.00	30.00
509-101-012-000	1.00	30.00
509-101-013-000	1.00	30.00
509-101-014-000	1.00	30.00
509-103-002-000	1.00	30.00
509-103-006-000	1.00	30.00
509-103-007-000	2.00	60.00
509-103-010-000	0.33	10.00
509-103-011-000	2.00	60.00
509-103-012-000	1.00	30.00
509-104-004-000	1.00	30.00
509-104-005-000	1.00	30.00
509-104-006-000	1.00	30.00
509-104-007-000	1.00	30.00
509-104-008-000	1.00	30.00
509-104-011-000	1.00	30.00
509-104-017-000	1.00	30.00
509-104-018-000	1.00	30.00
509-104-019-000	1.00	30.00
509-104-020-000	1.00	30.00
509-104-021-000	1.00	30.00
509-104-022-000	1.00	30.00
509-104-024-000	2.00	60.00
509-105-003-000	1.00	30.00
509-105-004-000	1.00	30.00
509-105-006-000	1.00	30.00
509-105-007-000	2.00	60.00
509-105-008-000	2.00	60.00
509-105-009-000	2.00	60.00
509-105-011-000	1.00	30.00
509-105-012-000	1.00	30.00
509-111-003-000	1.00	30.00
509-111-004-000	2.00	60.00
509-111-005-000	2.00	60.00
509-112-003-000	1.00	30.00
509-112-005-000	1.00	30.00
509-112-006-000	1.00	30.00
509-112-007-000	1.00	30.00
509-112-008-000	1.00	30.00
509-112-009-000	1.00	30.00
509-112-010-000	1.00	30.00
509-112-011-000	1.00	30.00
509-112-013-000	1.00	30.00
509-112-014-000	1.00	30.00
509-112-015-000	1.00	30.00
509-112-016-000	1.00	30.00
509-112-017-000	1.00	30.00
509-112-018-000	1.00	30.00
509-112-019-000	1.00	30.00
509-112-020-000	1.00	30.00
509-112-021-000	1.00	30.00

McKinleyville Community Services District
Measure B Maintenance Assessment District
Fiscal Year 2021/22
(Sorted by Assessor's Parcel Number)

Assessor's Parcel Number	Equivalent Benefit Units	Charge
509-112-022-000	1.00	30.00
509-113-001-000	1.00	30.00
509-113-006-000	1.00	30.00
509-113-007-000	1.00	30.00
509-113-008-000	2.00	60.00
509-113-009-000	2.00	60.00
509-113-010-000	1.00	30.00
509-114-002-000	1.00	30.00
509-114-003-000	2.00	60.00
509-114-004-000	2.00	60.00
509-114-008-000	1.00	30.00
509-114-009-000	1.00	30.00
509-114-010-000	1.00	30.00
509-114-011-000	1.00	30.00
509-114-012-000	1.00	30.00
509-114-013-000	1.00	30.00
509-114-014-000	1.00	30.00
509-114-015-000	2.00	60.00
509-114-016-000	0.33	10.00
509-121-002-000	2.00	60.00
509-121-003-000	1.00	30.00
509-121-004-000	1.00	30.00
509-121-005-000	1.00	30.00
509-121-006-000	1.00	30.00
509-121-007-000	1.00	30.00
509-121-010-000	1.00	30.00
509-121-013-000	1.00	30.00
509-121-014-000	1.00	30.00
509-121-020-000	1.00	30.00
509-121-021-000	1.00	30.00
509-121-023-000	1.00	30.00
509-121-024-000	1.00	30.00
509-121-027-000	1.00	30.00
509-121-028-000	1.00	30.00
509-121-031-000	1.00	30.00
509-121-033-000	0.33	10.00
509-121-037-000	1.00	30.00
509-121-038-000	1.00	30.00
509-121-040-000	1.00	30.00
509-121-041-000	3.00	90.00
509-121-042-000	1.00	30.00
509-121-043-000	1.00	30.00
509-121-044-000	2.00	60.00
509-121-045-000	1.00	30.00
509-121-046-000	1.00	30.00
509-121-047-000	0.33	10.00
509-121-048-000	1.00	30.00
509-131-005-000	2.00	60.00
509-131-011-000	1.00	30.00
509-131-016-000	1.00	30.00
509-131-017-000	1.00	30.00
509-131-018-000	1.00	30.00
509-131-021-000	1.00	30.00
509-131-022-000	1.00	30.00
509-131-023-000	1.00	30.00

McKinleyville Community Services District
Measure B Maintenance Assessment District
Fiscal Year 2021/22
(Sorted by Assessor's Parcel Number)

Assessor's Parcel Number	Equivalent Benefit Units	Charge
509-131-029-000	1.00	30.00
509-131-030-000	1.00	30.00
509-131-031-000	0.33	10.00
509-131-034-000	2.00	60.00
509-131-035-000	1.00	30.00
509-131-036-000	2.00	60.00
509-131-037-000	2.00	60.00
509-131-038-000	1.00	30.00
509-131-039-000	1.00	30.00
509-131-043-000	1.00	30.00
509-131-044-000	1.00	30.00
509-131-047-000	1.00	30.00
509-131-048-000	1.00	30.00
509-131-049-000	1.00	30.00
509-131-050-000	1.00	30.00
509-131-051-000	1.00	30.00
509-131-052-000	0.33	10.00
509-131-053-000	2.00	60.00
509-131-055-000	1.00	30.00
509-132-002-000	7.00	210.00
509-132-004-000	1.00	30.00
509-132-005-000	2.00	60.00
509-132-006-000	1.00	30.00
509-132-007-000	5.00	150.00
509-132-008-000	1.00	30.00
509-132-010-000	1.00	30.00
509-132-011-000	1.00	30.00
509-132-012-000	1.00	30.00
509-132-013-000	1.00	30.00
509-141-009-000	1.00	30.00
509-141-010-000	1.00	30.00
509-141-011-000	1.00	30.00
509-141-013-000	1.00	30.00
509-141-014-000	1.00	30.00
509-141-015-000	1.00	30.00
509-141-016-000	1.00	30.00
509-141-017-000	1.00	30.00
509-141-019-000	1.00	30.00
509-141-020-000	1.00	30.00
509-141-021-000	1.00	30.00
509-141-022-000	1.00	30.00
509-141-023-000	1.00	30.00
509-141-024-000	1.00	30.00
509-141-025-000	1.00	30.00
509-141-026-000	1.00	30.00
509-141-027-000	1.00	30.00
509-141-028-000	1.00	30.00
509-141-029-000	1.00	30.00
509-141-030-000	1.00	30.00
509-141-032-000	1.00	30.00
509-141-033-000	1.00	30.00
509-141-034-000	1.00	30.00
509-141-035-000	1.00	30.00
509-141-036-000	1.00	30.00
509-141-037-000	1.00	30.00

McKinleyville Community Services District
Measure B Maintenance Assessment District
Fiscal Year 2021/22
(Sorted by Assessor's Parcel Number)

Assessor's Parcel Number	Equivalent Benefit Units	Charge
509-141-038-000	1.00	30.00
509-141-039-000	1.00	30.00
509-141-040-000	1.00	30.00
509-141-041-000	1.00	30.00
509-141-042-000	1.00	30.00
509-141-043-000	1.00	30.00
509-141-044-000	1.00	30.00
509-141-045-000	1.00	30.00
509-141-046-000	1.00	30.00
509-141-047-000	0.33	10.00
509-141-048-000	1.00	30.00
509-141-049-000	1.00	30.00
509-141-050-000	1.00	30.00
509-141-051-000	0.33	10.00
509-141-052-000	1.00	30.00
509-141-053-000	1.00	30.00
509-141-054-000	1.00	30.00
509-141-055-000	1.00	30.00
509-141-056-000	1.00	30.00
509-141-057-000	0.33	10.00
509-141-058-000	2.00	60.00
509-141-059-000	2.00	60.00
509-141-060-000	2.00	60.00
509-141-061-000	2.00	60.00
509-141-062-000	1.00	30.00
509-141-063-000	1.00	30.00
509-141-064-000	1.00	30.00
509-141-065-000	1.00	30.00
509-141-066-000	1.00	30.00
509-141-067-000	1.00	30.00
509-141-068-000	1.00	30.00
509-141-069-000	1.00	30.00
509-141-070-000	1.00	30.00
509-151-012-000	1.00	30.00
509-151-018-000	1.00	30.00
509-151-019-000	1.00	30.00
509-151-021-000	1.00	30.00
509-151-023-000	2.00	60.00
509-151-028-000	1.00	30.00
509-151-029-000	1.00	30.00
509-151-033-000	2.00	60.00
509-151-034-000	1.00	30.00
509-151-036-000	1.00	30.00
509-151-040-000	1.00	30.00
509-151-041-000	0.33	10.00
509-151-042-000	1.00	30.00
509-151-044-000	1.00	30.00
509-151-060-000	1.00	30.00
509-151-061-000	1.00	30.00
509-151-063-000	1.00	30.00
509-151-064-000	1.00	30.00
509-151-065-000	1.00	30.00
509-151-071-000	2.00	60.00
509-151-072-000	1.00	30.00
509-151-073-000	1.00	30.00

McKinleyville Community Services District
Measure B Maintenance Assessment District
Fiscal Year 2021/22
(Sorted by Assessor's Parcel Number)

Assessor's Parcel Number	Equivalent Benefit Units	Charge
509-151-075-000	0.33	10.00
509-151-078-000	1.00	30.00
509-151-082-000	1.00	30.00
509-151-083-000	1.00	30.00
509-151-084-000	0.33	10.00
509-151-085-000	2.00	60.00
509-151-086-000	2.00	60.00
509-162-001-000	1.00	30.00
509-162-002-000	1.00	30.00
509-162-003-000	1.00	30.00
509-162-004-000	1.00	30.00
509-162-005-000	1.00	30.00
509-162-006-000	1.00	30.00
509-162-007-000	1.00	30.00
509-162-008-000	1.00	30.00
509-162-011-000	1.00	30.00
509-162-012-000	1.00	30.00
509-162-013-000	1.00	30.00
509-162-014-000	1.00	30.00
509-162-015-000	2.00	60.00
509-162-016-000	1.00	30.00
509-162-017-000	1.00	30.00
509-162-018-000	1.00	30.00
509-162-024-000	1.00	30.00
509-162-025-000	1.00	30.00
509-162-026-000	1.00	30.00
509-162-027-000	1.00	30.00
509-162-028-000	1.00	30.00
509-162-029-000	1.00	30.00
509-162-030-000	1.00	30.00
509-162-031-000	1.00	30.00
509-162-032-000	1.00	30.00
509-162-033-000	1.00	30.00
509-162-035-000	2.00	60.00
509-162-036-000	0.33	10.00
509-162-037-000	1.00	30.00
509-162-038-000	1.00	30.00
509-162-039-000	1.00	30.00
509-162-040-000	1.00	30.00
509-162-041-000	1.00	30.00
509-162-042-000	1.00	30.00
509-162-043-000	1.00	30.00
509-162-044-000	1.00	30.00
509-162-045-000	1.00	30.00
509-162-046-000	1.00	30.00
509-162-047-000	1.00	30.00
509-162-048-000	1.00	30.00
509-162-049-000	1.00	30.00
509-162-050-000	1.00	30.00
509-162-051-000	1.00	30.00
509-162-052-000	1.00	30.00
509-162-053-000	1.00	30.00
509-162-054-000	1.00	30.00
509-162-055-000	1.00	30.00
509-162-056-000	1.00	30.00

McKinleyville Community Services District
Measure B Maintenance Assessment District
Fiscal Year 2021/22
(Sorted by Assessor's Parcel Number)

Assessor's Parcel Number	Equivalent Benefit Units	Charge
509-162-057-000	1.00	30.00
509-162-060-000	1.00	30.00
509-162-062-000	1.00	30.00
509-162-063-000	2.00	60.00
509-162-064-000	0.33	10.00
509-162-065-000	0.33	10.00
509-162-066-000	1.00	30.00
509-162-067-000	0.33	10.00
509-162-068-000	0.33	10.00
509-162-069-000	0.33	10.00
509-162-070-000	0.33	10.00
509-162-071-000	0.33	10.00
509-162-072-000	1.00	30.00
509-162-073-000	0.33	10.00
509-162-074-000	1.00	30.00
509-162-075-000	1.00	30.00
509-162-076-000	1.00	30.00
509-171-002-000	1.00	30.00
509-171-014-000	1.00	30.00
509-171-019-000	1.00	30.00
509-171-024-000	1.62	48.60
509-171-029-000	1.00	30.00
509-171-030-000	1.00	30.00
509-171-031-000	1.00	30.00
509-171-032-000	1.00	30.00
509-171-033-000	1.00	30.00
509-171-034-000	1.00	30.00
509-171-035-000	2.00	60.00
509-171-036-000	1.00	30.00
509-171-037-000	1.00	30.00
509-171-038-000	1.00	30.00
509-171-039-000	1.00	30.00
509-171-040-000	1.00	30.00
509-171-041-000	1.00	30.00
509-171-042-000	1.00	30.00
509-171-043-000	1.00	30.00
509-171-044-000	1.00	30.00
509-171-045-000	1.00	30.00
509-171-046-000	1.00	30.00
509-171-047-000	1.00	30.00
509-171-048-000	1.00	30.00
509-171-049-000	1.00	30.00
509-171-050-000	1.00	30.00
509-171-052-000	1.00	30.00
509-171-053-000	1.00	30.00
509-171-054-000	1.00	30.00
509-171-055-000	1.00	30.00
509-171-056-000	1.00	30.00
509-171-057-000	1.00	30.00
509-171-058-000	1.00	30.00
509-171-059-000	2.00	60.00
509-171-060-000	1.00	30.00
509-171-062-000	1.00	30.00
509-171-063-000	1.00	30.00
509-171-064-000	1.00	30.00

McKinleyville Community Services District
Measure B Maintenance Assessment District
Fiscal Year 2021/22
(Sorted by Assessor's Parcel Number)

Assessor's Parcel Number	Equivalent Benefit Units	Charge
509-171-065-000	1.00	30.00
509-171-066-000	1.00	30.00
509-171-067-000	1.00	30.00
509-171-068-000	1.00	30.00
509-171-069-000	1.00	30.00
509-171-070-000	1.00	30.00
509-171-071-000	1.00	30.00
509-171-072-000	0.33	10.00
509-171-073-000	1.00	30.00
509-171-074-000	1.00	30.00
509-171-075-000	1.00	30.00
509-171-076-000	1.00	30.00
509-171-077-000	1.00	30.00
509-171-080-000	1.00	30.00
509-171-081-000	2.00	60.00
509-171-082-000	1.00	30.00
509-171-087-000	1.00	30.00
509-171-088-000	1.00	30.00
509-171-089-000	1.00	30.00
509-171-090-000	1.00	30.00
509-171-091-000	2.00	60.00
509-171-092-000	1.00	30.00
509-181-003-000	0.33	10.00
509-181-005-000	5.00	150.00
509-181-010-000	1.00	30.00
509-181-012-000	2.00	60.00
509-181-015-000	2.00	60.00
509-181-023-000	0.33	10.00
509-181-025-000	1.00	30.00
509-181-027-000	1.00	30.00
509-181-029-000	1.00	30.00
509-181-030-000	2.00	60.00
509-181-031-000	1.00	30.00
509-181-041-000	1.00	30.00
509-181-042-000	1.00	30.00
509-181-043-000	0.33	10.00
509-181-044-000	1.00	30.00
509-181-046-000	1.00	30.00
509-181-047-000	1.00	30.00
509-181-048-000	1.00	30.00
509-181-050-000	1.00	30.00
509-181-051-000	1.00	30.00
509-181-052-000	1.00	30.00
509-181-054-000	1.00	30.00
509-181-055-000	1.00	30.00
509-181-057-000	3.00	90.00
509-181-058-000	10.00	300.00
509-181-060-000	2.00	60.00
509-191-007-000	1.00	30.00
509-191-016-000	1.00	30.00
509-191-018-000	48.00	1440.00
509-191-022-000	0.33	10.00
509-191-027-000	1.00	30.00
509-191-029-000	0.33	10.00
509-191-030-000	1.00	30.00

McKinleyville Community Services District
Measure B Maintenance Assessment District
Fiscal Year 2021/22
(Sorted by Assessor's Parcel Number)

Assessor's Parcel Number	Equivalent Benefit Units	Charge
509-191-032-000	2.00	60.00
509-191-033-000	2.00	60.00
509-191-034-000	2.00	60.00
509-191-035-000	2.00	60.00
509-191-036-000	1.00	30.00
509-191-037-000	1.00	30.00
509-191-038-000	1.00	30.00
509-191-039-000	1.00	30.00
509-191-040-000	1.00	30.00
509-191-041-000	2.00	60.00
509-191-042-000	1.00	30.00
509-191-043-000	1.00	30.00
509-191-044-000	1.00	30.00
509-191-045-000	1.00	30.00
509-191-046-000	1.00	30.00
509-191-048-000	1.00	30.00
509-191-049-000	13.00	390.00
509-191-050-000	8.00	240.00
509-191-051-000	10.00	300.00
509-191-052-000	10.00	300.00
509-191-053-000	1.00	30.00
509-191-055-000	1.00	30.00
509-201-021-000	46.00	1380.00
509-201-026-000	2.00	60.00
509-201-028-000	27.00	810.00
509-201-032-000	1.00	30.00
509-201-033-000	1.00	30.00
509-201-034-000	1.00	30.00
509-201-035-000	1.00	30.00
509-201-037-000	1.00	30.00
509-201-038-000	1.00	30.00
509-201-041-000	2.00	60.00
509-201-042-000	2.00	60.00
509-201-045-000	54.00	1620.00
509-201-046-000	64.00	1920.00
509-201-047-000	1.00	30.00
509-201-048-000	2.00	60.00
509-201-049-000	2.00	60.00
509-201-050-000	2.00	60.00
509-201-051-000	2.00	60.00
509-212-001-000	1.00	30.00
509-212-002-000	1.00	30.00
509-212-003-000	1.00	30.00
509-212-004-000	2.00	60.00
509-212-005-000	1.00	30.00
509-212-006-000	1.00	30.00
509-212-007-000	1.00	30.00
509-212-008-000	1.00	30.00
509-212-009-000	1.00	30.00
509-212-010-000	2.00	60.00
509-212-011-000	1.00	30.00
509-212-012-000	1.00	30.00
509-212-013-000	1.00	30.00
509-212-014-000	1.00	30.00
509-212-015-000	2.00	60.00

McKinleyville Community Services District
Measure B Maintenance Assessment District
Fiscal Year 2021/22
(Sorted by Assessor's Parcel Number)

Assessor's Parcel Number	Equivalent Benefit Units	Charge
509-212-016-000	1.00	30.00
509-212-017-000	1.00	30.00
509-212-018-000	9.00	270.00
509-212-021-000	2.00	60.00
509-212-022-000	2.00	60.00
509-212-023-000	2.00	60.00
509-212-024-000	1.00	30.00
509-212-025-000	1.00	30.00
509-212-026-000	1.00	30.00
509-212-027-000	1.00	30.00
509-212-028-000	1.00	30.00
509-212-029-000	1.00	30.00
509-212-030-000	1.00	30.00
509-212-031-000	1.00	30.00
509-212-032-000	1.00	30.00
509-213-001-000	1.00	30.00
509-213-002-000	1.00	30.00
509-213-003-000	0.33	10.00
509-213-005-000	1.00	30.00
509-213-006-000	1.00	30.00
509-213-007-000	1.00	30.00
509-213-008-000	1.00	30.00
509-213-009-000	1.00	30.00
509-213-010-000	1.00	30.00
509-213-011-000	1.00	30.00
509-213-012-000	1.00	30.00
509-213-013-000	1.00	30.00
509-213-014-000	1.00	30.00
509-213-015-000	1.00	30.00
509-213-016-000	1.00	30.00
509-213-017-000	1.00	30.00
509-213-018-000	1.00	30.00
509-213-019-000	1.00	30.00
509-213-020-000	1.00	30.00
509-213-021-000	4.00	120.00
509-213-022-000	1.00	30.00
509-213-023-000	1.00	30.00
509-213-024-000	1.00	30.00
509-221-006-000	1.00	30.00
509-221-011-000	1.00	30.00
509-221-013-000	1.00	30.00
509-221-016-000	2.00	60.00
509-221-017-000	1.00	30.00
509-221-018-000	1.00	30.00
509-221-019-000	1.00	30.00
509-221-020-000	1.00	30.00
509-221-023-000	1.00	30.00
509-221-024-000	1.00	30.00
509-221-026-000	2.00	60.00
509-221-028-000	1.00	30.00
509-221-030-000	1.00	30.00
509-221-031-000	2.22	66.60
509-221-034-000	2.00	60.00
509-221-035-000	1.00	30.00
509-221-041-000	1.00	30.00

McKinleyville Community Services District
Measure B Maintenance Assessment District
Fiscal Year 2021/22
(Sorted by Assessor's Parcel Number)

Assessor's Parcel Number	Equivalent Benefit Units	Charge
509-221-042-000	1.00	30.00
509-221-043-000	1.00	30.00
509-221-044-000	1.00	30.00
509-221-047-000	1.00	30.00
509-221-048-000	1.00	30.00
509-221-049-000	1.00	30.00
509-221-050-000	1.00	30.00
509-221-051-000	1.00	30.00
509-221-052-000	1.00	30.00
509-221-053-000	1.00	30.00
509-221-054-000	0.33	10.00
509-221-056-000	1.00	30.00
509-221-057-000	0.33	10.00
509-221-058-000	1.00	30.00
509-221-059-000	1.12	33.60
509-221-060-000	1.72	51.60
509-221-062-000	1.00	30.00
509-221-063-000	0.33	10.00
509-232-001-000	1.00	30.00
509-232-002-000	1.00	30.00
509-232-003-000	1.00	30.00
509-232-004-000	1.00	30.00
509-232-005-000	1.00	30.00
509-232-006-000	1.00	30.00
509-232-007-000	1.00	30.00
509-232-008-000	1.00	30.00
509-232-009-000	1.00	30.00
509-232-010-000	1.00	30.00
509-232-011-000	1.00	30.00
509-232-012-000	1.00	30.00
509-232-013-000	1.00	30.00
509-232-014-000	1.00	30.00
509-232-015-000	1.00	30.00
509-232-016-000	1.00	30.00
509-232-017-000	1.00	30.00
509-232-018-000	1.84	55.20
509-232-019-000	1.00	30.00
509-232-020-000	1.00	30.00
509-232-021-000	1.00	30.00
509-232-022-000	1.00	30.00
509-232-023-000	1.00	30.00
509-232-024-000	1.00	30.00
509-232-025-000	1.00	30.00
509-232-026-000	1.00	30.00
509-232-027-000	1.00	30.00
509-232-028-000	1.00	30.00
509-232-029-000	1.00	30.00
509-232-030-000	1.00	30.00
509-232-031-000	1.00	30.00
509-232-032-000	1.00	30.00
509-232-033-000	1.00	30.00
509-232-034-000	1.00	30.00
509-232-035-000	1.00	30.00
509-232-036-000	1.00	30.00
509-232-037-000	1.00	30.00

McKinleyville Community Services District
Measure B Maintenance Assessment District
Fiscal Year 2021/22
(Sorted by Assessor's Parcel Number)

Assessor's Parcel Number	Equivalent Benefit Units	Charge
509-232-038-000	1.00	30.00
509-233-002-000	1.00	30.00
509-233-005-000	1.00	30.00
509-233-006-000	1.00	30.00
509-233-007-000	1.00	30.00
509-233-008-000	1.00	30.00
509-233-009-000	1.00	30.00
509-233-010-000	1.00	30.00
509-233-011-000	1.00	30.00
509-233-012-000	1.00	30.00
509-233-013-000	1.00	30.00
509-233-014-000	1.00	30.00
509-233-015-000	1.00	30.00
509-233-016-000	1.00	30.00
509-233-017-000	1.00	30.00
509-233-018-000	1.00	30.00
509-233-019-000	1.00	30.00
509-233-020-000	1.00	30.00
509-233-021-000	1.00	30.00
509-233-022-000	1.00	30.00
509-233-023-000	1.00	30.00
509-233-024-000	0.33	10.00
509-233-025-000	1.00	30.00
509-233-026-000	1.00	30.00
509-233-027-000	1.00	30.00
509-233-028-000	1.00	30.00
509-233-029-000	1.00	30.00
509-233-030-000	1.00	30.00
509-233-031-000	1.00	30.00
509-233-032-000	1.00	30.00
509-233-033-000	1.00	30.00
509-233-034-000	1.00	30.00
509-233-035-000	1.00	30.00
509-233-036-000	1.00	30.00
509-233-037-000	1.00	30.00
509-233-038-000	1.00	30.00
509-233-039-000	1.00	30.00
509-233-040-000	1.00	30.00
509-233-041-000	1.00	30.00
509-233-042-000	1.00	30.00
509-233-043-000	1.00	30.00
509-233-044-000	1.00	30.00
509-233-045-000	1.00	30.00
509-233-046-000	1.00	30.00
509-233-047-000	1.00	30.00
509-240-004-000	2.00	60.00
509-240-006-000	1.00	30.00
509-240-009-000	1.00	30.00
509-240-010-000	1.00	30.00
509-240-011-000	1.00	30.00
509-240-012-000	1.00	30.00
509-240-013-000	1.00	30.00
509-240-014-000	1.00	30.00
509-240-015-000	1.00	30.00
509-240-016-000	1.00	30.00

McKinleyville Community Services District
Measure B Maintenance Assessment District
Fiscal Year 2021/22
(Sorted by Assessor's Parcel Number)

Assessor's Parcel Number	Equivalent Benefit Units	Charge
509-240-017-000	1.00	30.00
509-240-018-000	1.00	30.00
509-240-019-000	1.00	30.00
509-240-020-000	1.00	30.00
509-240-021-000	1.00	30.00
509-240-022-000	1.00	30.00
509-240-023-000	1.00	30.00
509-240-024-000	1.00	30.00
509-240-025-000	1.00	30.00
509-240-026-000	1.00	30.00
509-240-027-000	1.00	30.00
509-240-028-000	1.00	30.00
509-240-029-000	1.00	30.00
509-240-030-000	1.00	30.00
509-240-031-000	1.00	30.00
509-240-032-000	1.00	30.00
509-240-033-000	2.00	60.00
509-240-034-000	1.00	30.00
509-240-035-000	1.00	30.00
509-240-036-000	1.00	30.00
509-240-038-000	1.00	30.00
509-240-039-000	1.00	30.00
509-240-040-000	1.00	30.00
509-240-041-000	1.00	30.00
509-240-042-000	1.00	30.00
509-240-043-000	1.00	30.00
509-240-044-000	1.00	30.00
509-240-045-000	1.00	30.00
509-240-046-000	0.33	10.00
509-240-047-000	1.00	30.00
509-240-048-000	1.00	30.00
509-240-049-000	1.00	30.00
509-240-050-000	1.00	30.00
509-240-051-000	1.00	30.00
509-240-052-000	1.00	30.00
509-240-053-000	1.00	30.00
509-240-054-000	1.00	30.00
509-240-055-000	0.33	10.00
509-240-056-000	1.00	30.00
509-240-057-000	1.00	30.00
509-240-058-000	1.00	30.00
509-240-059-000	1.00	30.00
509-240-060-000	1.00	30.00
509-240-061-000	1.00	30.00
509-240-062-000	1.00	30.00
509-240-063-000	1.00	30.00
509-240-064-000	1.00	30.00
509-240-065-000	1.00	30.00
509-240-066-000	1.00	30.00
509-240-067-000	1.00	30.00
509-240-068-000	1.00	30.00
509-240-069-000	1.00	30.00
509-240-070-000	1.00	30.00
509-240-071-000	1.00	30.00
509-241-001-000	0.33	10.00

McKinleyville Community Services District
Measure B Maintenance Assessment District
Fiscal Year 2021/22
(Sorted by Assessor's Parcel Number)

Assessor's Parcel Number	Equivalent Benefit Units	Charge
509-241-002-000	0.33	10.00
509-241-003-000	0.33	10.00
509-241-004-000	0.33	10.00
509-241-005-000	0.33	10.00
509-241-006-000	0.33	10.00
509-241-007-000	0.33	10.00
509-241-008-000	0.33	10.00
509-241-009-000	0.33	10.00
509-241-010-000	0.33	10.00
509-241-011-000	0.33	10.00
509-241-012-000	0.33	10.00
509-241-013-000	0.33	10.00
509-241-014-000	0.33	10.00
509-241-015-000	0.33	10.00
509-241-016-000	0.33	10.00
509-241-017-000	0.33	10.00
509-241-018-000	0.33	10.00
509-241-019-000	0.33	10.00
509-241-020-000	0.33	10.00
509-241-021-000	0.33	10.00
509-241-022-000	0.33	10.00
509-241-023-000	0.33	10.00
509-241-024-000	0.33	10.00
509-241-025-000	0.33	10.00
509-241-026-000	0.33	10.00
509-250-002-000	1.00	30.00
509-250-003-000	1.00	30.00
509-250-004-000	1.00	30.00
509-250-005-000	1.00	30.00
509-250-006-000	1.00	30.00
509-250-007-000	1.00	30.00
509-250-008-000	1.00	30.00
509-250-011-000	1.00	30.00
509-250-014-000	1.00	30.00
509-250-015-000	1.00	30.00
509-250-016-000	1.00	30.00
509-250-017-000	1.00	30.00
509-250-018-000	1.00	30.00
509-250-019-000	1.00	30.00
509-250-020-000	1.00	30.00
509-250-021-000	1.00	30.00
509-250-022-000	1.00	30.00
509-250-023-000	1.00	30.00
509-250-024-000	1.00	30.00
509-250-025-000	1.00	30.00
509-250-026-000	1.00	30.00
509-250-027-000	1.00	30.00
509-250-028-000	1.00	30.00
509-250-029-000	1.00	30.00
509-250-030-000	1.00	30.00
509-250-031-000	1.00	30.00
509-250-032-000	1.00	30.00
509-250-033-000	1.00	30.00
509-250-034-000	1.00	30.00
509-250-035-000	1.00	30.00

McKinleyville Community Services District
Measure B Maintenance Assessment District
Fiscal Year 2021/22
(Sorted by Assessor's Parcel Number)

Assessor's Parcel Number	Equivalent Benefit Units	Charge
509-250-036-000	1.00	30.00
509-250-037-000	1.00	30.00
509-250-038-000	1.00	30.00
509-261-003-000	1.00	30.00
509-261-004-000	1.00	30.00
509-261-005-000	1.00	30.00
509-261-006-000	1.00	30.00
509-261-007-000	1.00	30.00
509-261-008-000	1.00	30.00
509-261-009-000	1.00	30.00
509-261-010-000	1.00	30.00
509-261-011-000	1.00	30.00
509-261-012-000	1.00	30.00
509-261-013-000	1.00	30.00
509-261-014-000	1.00	30.00
509-261-015-000	1.00	30.00
509-261-016-000	1.00	30.00
509-261-017-000	1.00	30.00
509-261-018-000	1.00	30.00
509-261-019-000	1.00	30.00
509-261-020-000	1.00	30.00
509-261-021-000	1.00	30.00
509-261-022-000	1.00	30.00
509-261-025-000	1.62	48.60
509-261-028-000	1.00	30.00
509-261-029-000	1.00	30.00
509-262-001-000	1.00	30.00
509-262-003-000	1.00	30.00
509-262-004-000	1.00	30.00
509-262-005-000	1.00	30.00
509-262-006-000	1.00	30.00
509-262-007-000	1.00	30.00
509-262-008-000	1.00	30.00
509-262-009-000	1.00	30.00
509-262-010-000	1.00	30.00
509-262-011-000	1.00	30.00
509-262-012-000	1.00	30.00
509-262-013-000	1.00	30.00
509-270-001-000	1.00	30.00
509-270-002-000	1.00	30.00
509-270-003-000	1.00	30.00
509-270-004-000	1.00	30.00
509-270-005-000	1.00	30.00
509-270-006-000	1.00	30.00
509-270-007-000	1.00	30.00
509-270-008-000	1.00	30.00
509-270-009-000	1.00	30.00
509-270-010-000	1.00	30.00
509-270-011-000	1.00	30.00
509-270-012-000	1.00	30.00
509-270-013-000	2.00	60.00
509-270-014-000	1.00	30.00
509-270-015-000	1.00	30.00
509-270-016-000	1.00	30.00
509-270-017-000	1.00	30.00

McKinleyville Community Services District
Measure B Maintenance Assessment District
Fiscal Year 2021/22
(Sorted by Assessor's Parcel Number)

Assessor's Parcel Number	Equivalent Benefit Units	Charge
509-270-018-000	1.00	30.00
509-270-019-000	1.00	30.00
509-270-020-000	1.00	30.00
509-270-021-000	1.00	30.00
509-270-022-000	1.00	30.00
509-270-023-000	1.00	30.00
509-270-024-000	1.00	30.00
509-270-025-000	1.00	30.00
509-270-026-000	1.00	30.00
509-270-027-000	1.00	30.00
509-270-028-000	1.00	30.00
509-270-029-000	1.00	30.00
509-270-030-000	1.00	30.00
509-270-031-000	1.00	30.00
509-270-032-000	1.00	30.00
509-270-033-000	1.00	30.00
509-270-034-000	1.00	30.00
509-270-035-000	1.00	30.00
509-270-036-000	1.00	30.00
509-270-037-000	1.00	30.00
509-270-038-000	1.00	30.00
509-270-039-000	1.00	30.00
509-270-040-000	1.00	30.00
509-270-041-000	1.00	30.00
509-270-042-000	1.00	30.00
509-270-043-000	1.00	30.00
509-270-044-000	1.00	30.00
509-281-001-000	1.00	30.00
509-281-002-000	1.00	30.00
509-281-003-000	1.00	30.00
509-281-004-000	1.00	30.00
509-281-005-000	1.00	30.00
509-281-006-000	1.00	30.00
509-281-007-000	1.00	30.00
509-281-008-000	1.00	30.00
509-281-009-000	1.00	30.00
509-281-010-000	1.00	30.00
509-281-011-000	1.00	30.00
509-281-012-000	1.00	30.00
509-281-013-000	1.00	30.00
509-281-014-000	1.00	30.00
509-281-015-000	0.33	10.00
509-281-016-000	1.00	30.00
509-281-017-000	1.00	30.00
509-281-018-000	1.00	30.00
509-281-019-000	1.00	30.00
509-281-020-000	1.00	30.00
509-282-001-000	1.00	30.00
509-282-002-000	1.00	30.00
509-282-003-000	1.00	30.00
509-291-001-000	1.00	30.00
509-291-002-000	1.00	30.00
509-291-003-000	1.00	30.00
509-291-004-000	1.00	30.00
509-291-005-000	1.00	30.00

McKinleyville Community Services District
Measure B Maintenance Assessment District
Fiscal Year 2021/22
(Sorted by Assessor's Parcel Number)

Assessor's Parcel Number	Equivalent Benefit Units	Charge
509-291-006-000	1.00	30.00
509-291-007-000	1.00	30.00
509-291-008-000	1.00	30.00
509-291-009-000	1.00	30.00
509-291-012-000	1.00	30.00
509-291-014-000	1.00	30.00
509-291-016-000	1.00	30.00
509-291-017-000	1.00	30.00
509-292-001-000	2.00	60.00
509-292-002-000	1.00	30.00
509-292-003-000	1.00	30.00
509-292-004-000	1.00	30.00
509-292-005-000	1.00	30.00
509-292-006-000	1.00	30.00
509-292-007-000	1.00	30.00
509-292-008-000	1.00	30.00
509-292-009-000	1.00	30.00
509-292-011-000	1.00	30.00
509-292-012-000	1.00	30.00
509-292-013-000	1.00	30.00
509-292-014-000	1.00	30.00
509-292-015-000	1.00	30.00
509-292-016-000	1.00	30.00
509-292-017-000	1.00	30.00
509-292-018-000	1.00	30.00
509-292-019-000	1.00	30.00
509-292-020-000	1.00	30.00
509-292-021-000	1.00	30.00
509-292-022-000	1.00	30.00
509-292-023-000	1.00	30.00
509-292-024-000	1.00	30.00
509-292-025-000	1.00	30.00
509-292-026-000	1.00	30.00
509-292-027-000	2.00	60.00
509-292-028-000	1.00	30.00
509-292-029-000	1.00	30.00
509-292-030-000	1.00	30.00
509-293-001-000	1.00	30.00
509-293-002-000	1.00	30.00
509-293-003-000	1.00	30.00
509-293-004-000	1.00	30.00
509-293-005-000	1.00	30.00
509-293-006-000	1.00	30.00
509-293-007-000	1.00	30.00
509-293-008-000	1.00	30.00
509-293-009-000	1.00	30.00
509-293-010-000	1.00	30.00
509-293-011-000	1.00	30.00
509-293-012-000	1.00	30.00
509-293-013-000	1.00	30.00
509-293-014-000	2.00	60.00
509-301-002-000	2.00	60.00
509-301-003-000	1.00	30.00
509-301-004-000	1.00	30.00
509-301-005-000	1.00	30.00

McKinleyville Community Services District
Measure B Maintenance Assessment District
Fiscal Year 2021/22
(Sorted by Assessor's Parcel Number)

Assessor's Parcel Number	Equivalent Benefit Units	Charge
509-301-006-000	1.00	30.00
509-301-007-000	2.00	60.00
509-301-008-000	1.00	30.00
509-301-009-000	1.00	30.00
509-301-010-000	1.00	30.00
509-301-011-000	1.00	30.00
509-301-012-000	1.00	30.00
509-301-013-000	1.00	30.00
509-301-014-000	1.00	30.00
509-301-015-000	1.00	30.00
509-301-017-000	1.00	30.00
509-301-018-000	1.00	30.00
509-301-019-000	1.00	30.00
509-301-020-000	1.00	30.00
509-301-021-000	1.00	30.00
509-301-022-000	1.00	30.00
509-301-023-000	1.00	30.00
509-301-024-000	1.00	30.00
509-301-025-000	1.00	30.00
509-301-026-000	1.00	30.00
509-301-027-000	1.00	30.00
509-301-028-000	1.00	30.00
509-301-029-000	1.00	30.00
509-301-030-000	1.00	30.00
509-301-031-000	1.00	30.00
509-301-032-000	1.00	30.00
509-301-033-000	1.00	30.00
509-301-034-000	1.00	30.00
509-301-035-000	1.00	30.00
509-301-036-000	1.00	30.00
509-301-037-000	1.00	30.00
509-301-038-000	1.00	30.00
509-301-039-000	1.00	30.00
509-301-040-000	2.00	60.00
509-301-041-000	1.00	30.00
509-301-043-000	1.00	30.00
509-311-002-000	1.00	30.00
509-311-003-000	1.00	30.00
509-311-004-000	1.00	30.00
509-311-005-000	1.00	30.00
509-311-006-000	1.00	30.00
509-311-007-000	1.00	30.00
509-311-009-000	1.00	30.00
509-311-010-000	1.00	30.00
509-311-011-000	1.00	30.00
509-311-012-000	1.00	30.00
509-311-013-000	1.00	30.00
509-311-014-000	1.00	30.00
509-311-015-000	1.00	30.00
509-311-016-000	1.00	30.00
509-311-017-000	1.00	30.00
509-311-018-000	1.00	30.00
509-311-019-000	1.00	30.00
509-311-020-000	1.00	30.00
509-311-021-000	1.00	30.00

McKinleyville Community Services District
Measure B Maintenance Assessment District
Fiscal Year 2021/22
(Sorted by Assessor's Parcel Number)

Assessor's Parcel Number	Equivalent Benefit Units	Charge
509-311-022-000	1.00	30.00
509-311-023-000	1.00	30.00
509-311-024-000	1.00	30.00
509-311-025-000	1.00	30.00
509-311-026-000	1.00	30.00
509-311-027-000	1.00	30.00
509-311-028-000	1.00	30.00
509-311-029-000	1.00	30.00
509-311-030-000	1.00	30.00
509-311-031-000	1.00	30.00
509-311-032-000	1.00	30.00
509-311-033-000	1.00	30.00
509-311-034-000	1.00	30.00
509-311-035-000	1.00	30.00
509-311-036-000	1.00	30.00
509-312-002-000	1.00	30.00
509-312-003-000	2.00	60.00
509-312-004-000	1.00	30.00
509-312-005-000	1.00	30.00
509-312-006-000	1.00	30.00
509-312-007-000	1.00	30.00
509-312-008-000	1.00	30.00
509-312-009-000	1.00	30.00
509-312-010-000	2.00	60.00
509-312-011-000	1.00	30.00
509-312-012-000	1.00	30.00
509-312-013-000	1.00	30.00
509-312-014-000	1.00	30.00
509-312-015-000	1.00	30.00
509-312-016-000	1.00	30.00
509-312-017-000	1.00	30.00
509-312-018-000	1.00	30.00
509-312-019-000	1.00	30.00
509-312-020-000	1.00	30.00
509-312-021-000	1.00	30.00
509-312-022-000	1.00	30.00
509-312-023-000	1.00	30.00
509-312-024-000	1.00	30.00
509-312-025-000	1.00	30.00
509-312-026-000	1.00	30.00
509-312-027-000	1.00	30.00
509-312-028-000	1.00	30.00
509-312-029-000	1.00	30.00
509-312-030-000	1.00	30.00
509-312-031-000	1.00	30.00
509-312-032-000	1.00	30.00
509-312-033-000	1.00	30.00
509-312-034-000	2.00	60.00
509-312-035-000	1.00	30.00
509-312-037-000	1.00	30.00
509-312-038-000	1.00	30.00
509-312-039-000	1.00	30.00
509-312-040-000	1.00	30.00
509-312-041-000	1.00	30.00
509-312-042-000	1.00	30.00

McKinleyville Community Services District
Measure B Maintenance Assessment District
Fiscal Year 2021/22
(Sorted by Assessor's Parcel Number)

Assessor's Parcel Number	Equivalent Benefit Units	Charge
509-312-045-000	1.00	30.00
509-312-046-000	1.00	30.00
509-312-047-000	1.00	30.00
509-312-048-000	1.00	30.00
509-312-049-000	1.00	30.00
509-312-050-000	1.00	30.00
509-312-051-000	1.00	30.00
509-312-052-000	1.00	30.00
509-312-053-000	1.00	30.00
509-312-054-000	1.00	30.00
509-312-055-000	1.00	30.00
509-312-056-000	1.00	30.00
509-312-057-000	1.00	30.00
509-312-058-000	1.00	30.00
509-312-059-000	1.00	30.00
509-312-060-000	2.00	60.00
509-312-061-000	2.00	60.00
509-312-062-000	1.00	30.00
509-312-063-000	1.00	30.00
509-312-064-000	1.00	30.00
509-312-065-000	1.00	30.00
509-312-066-000	1.00	30.00
509-312-067-000	1.00	30.00
509-312-068-000	1.00	30.00
509-312-069-000	1.00	30.00
509-312-070-000	1.00	30.00
509-321-002-000	1.00	30.00
509-321-003-000	1.00	30.00
509-321-004-000	1.00	30.00
509-321-005-000	1.00	30.00
509-321-006-000	1.00	30.00
509-321-007-000	1.00	30.00
509-321-008-000	1.00	30.00
509-321-009-000	1.00	30.00
509-321-010-000	1.00	30.00
509-321-011-000	1.00	30.00
509-321-012-000	1.00	30.00
509-321-013-000	1.00	30.00
509-321-014-000	1.00	30.00
509-321-015-000	1.00	30.00
509-321-018-000	2.00	60.00
509-321-019-000	1.00	30.00
509-321-020-000	1.00	30.00
509-321-021-000	1.00	30.00
509-321-022-000	1.00	30.00
509-321-023-000	1.00	30.00
509-321-024-000	2.00	60.00
509-321-025-000	1.00	30.00
509-321-026-000	2.00	60.00
509-321-027-000	1.00	30.00
509-321-028-000	1.00	30.00
509-321-029-000	1.00	30.00
509-321-030-000	1.00	30.00
509-321-031-000	1.00	30.00
509-321-032-000	1.00	30.00

McKinleyville Community Services District
Measure B Maintenance Assessment District
Fiscal Year 2021/22
(Sorted by Assessor's Parcel Number)

Assessor's Parcel Number	Equivalent Benefit Units	Charge
509-321-033-000	1.00	30.00
509-321-034-000	1.00	30.00
509-321-035-000	1.00	30.00
509-321-036-000	2.00	60.00
509-321-037-000	0.33	10.00
509-321-038-000	1.00	30.00
509-321-039-000	1.00	30.00
509-321-040-000	1.00	30.00
509-321-041-000	1.00	30.00
509-321-042-000	2.00	60.00
509-321-043-000	1.00	30.00
509-321-044-000	2.00	60.00
509-321-045-000	1.00	30.00
509-321-046-000	1.00	30.00
509-321-047-000	1.00	30.00
509-321-048-000	1.00	30.00
510-011-007-000	1.00	30.00
510-011-008-000	0.33	10.00
510-011-012-000	1.00	30.00
510-011-013-000	1.00	30.00
510-011-014-000	0.33	10.00
510-011-015-000	0.33	10.00
510-011-016-000	0.33	10.00
510-011-017-000	0.33	10.00
510-041-002-000	1.00	30.00
510-041-003-000	1.00	30.00
510-041-007-000	0.33	10.00
510-041-010-000	1.00	30.00
510-041-012-000	1.00	30.00
510-041-016-000	3.75	112.50
510-041-017-000	1.00	30.00
510-041-018-000	1.00	30.00
510-041-019-000	1.00	30.00
510-041-020-000	1.00	30.00
510-041-021-000	1.00	30.00
510-041-022-000	1.00	30.00
510-051-004-000	1.00	30.00
510-051-006-000	1.00	30.00
510-051-007-000	1.00	30.00
510-051-008-000	1.00	30.00
510-051-010-000	1.00	30.00
510-051-011-000	1.00	30.00
510-051-012-000	1.00	30.00
510-051-013-000	1.00	30.00
510-051-014-000	1.00	30.00
510-051-015-000	1.00	30.00
510-061-003-000	3.25	97.34
510-061-004-000	1.00	30.00
510-061-007-000	1.20	36.00
510-061-008-000	0.33	10.00
510-071-001-000	0.33	10.00
510-071-002-000	0.33	10.00
510-071-003-000	1.00	30.00
510-071-004-000	2.00	60.00
510-071-005-000	5.00	150.00

McKinleyville Community Services District
Measure B Maintenance Assessment District
Fiscal Year 2021/22
(Sorted by Assessor's Parcel Number)

Assessor's Parcel Number	Equivalent Benefit Units	Charge
510-071-006-000	6.00	180.00
510-081-001-000	1.00	30.00
510-081-002-000	3.31	99.20
510-081-003-000	1.00	30.00
510-081-004-000	1.00	30.00
510-081-009-000	1.00	30.00
510-081-013-000	1.00	30.00
510-081-015-000	1.00	30.00
510-081-016-000	1.00	30.00
510-081-017-000	1.00	30.00
510-081-018-000	1.00	30.00
510-081-020-000	1.25	37.50
510-081-021-000	1.00	30.00
510-081-022-000	1.00	30.00
510-081-023-000	1.00	30.00
510-081-024-000	1.00	30.00
510-081-025-000	1.00	30.00
510-081-026-000	1.00	30.00
510-081-027-000	1.00	30.00
510-091-013-000	1.00	30.00
510-091-014-000	1.00	30.00
510-091-020-000	2.00	60.00
510-091-023-000	1.00	30.00
510-091-025-000	2.00	60.00
510-091-026-000	1.00	30.00
510-091-035-000	1.00	30.00
510-091-036-000	1.00	30.00
510-091-037-000	1.00	30.00
510-091-038-000	1.00	30.00
510-091-039-000	4.00	120.00
510-091-040-000	4.00	120.00
510-091-041-000	4.00	120.00
510-091-042-000	4.00	120.00
510-091-043-000	4.00	120.00
510-091-044-000	4.00	120.00
510-091-045-000	6.00	180.00
510-091-046-000	4.00	120.00
510-091-047-000	4.00	120.00
510-091-049-000	4.00	120.00
510-091-050-000	4.00	120.00
510-091-051-000	4.00	120.00
510-091-052-000	4.00	120.00
510-091-053-000	4.00	120.00
510-091-054-000	6.00	180.00
510-091-055-000	6.00	180.00
510-091-057-000	1.00	30.00
510-091-058-000	1.00	30.00
510-091-059-000	1.00	30.00
510-091-060-000	1.00	30.00
510-091-061-000	1.00	30.00
510-091-062-000	1.00	30.00
510-091-063-000	1.00	30.00
510-091-064-000	2.00	60.00
510-091-065-000	2.00	60.00
510-091-066-000	1.00	30.00

McKinleyville Community Services District
Measure B Maintenance Assessment District
Fiscal Year 2021/22
(Sorted by Assessor's Parcel Number)

Assessor's Parcel Number	Equivalent Benefit Units	Charge
510-091-067-000	1.00	30.00
510-091-068-000	1.00	30.00
510-091-069-000	2.00	60.00
510-091-070-000	2.00	60.00
510-091-071-000	1.00	30.00
510-091-075-000	1.00	30.00
510-091-076-000	0.33	10.00
510-091-077-000	1.00	30.00
510-091-078-000	4.00	120.00
510-091-079-000	4.00	120.00
510-091-080-000	2.00	60.00
510-091-081-000	2.00	60.00
510-091-082-000	2.00	60.00
510-091-083-000	2.00	60.00
510-091-084-000	1.00	30.00
510-091-085-000	1.00	30.00
510-091-086-000	1.00	30.00
510-101-008-000	1.00	30.00
510-101-009-000	1.00	30.00
510-101-011-000	1.00	30.00
510-101-014-000	1.00	30.00
510-101-016-000	1.00	30.00
510-101-018-000	1.00	30.00
510-101-019-000	0.33	10.00
510-101-020-000	1.00	30.00
510-101-022-000	1.00	30.00
510-101-025-000	2.00	60.00
510-101-026-000	1.00	30.00
510-101-030-000	1.00	30.00
510-101-032-000	2.00	60.00
510-101-034-000	53.00	1590.00
510-101-035-000	1.00	30.00
510-101-036-000	1.00	30.00
510-101-037-000	1.00	30.00
510-101-038-000	1.00	30.00
510-101-039-000	1.00	30.00
510-101-040-000	1.00	30.00
510-101-041-000	2.00	60.00
510-101-042-000	1.00	30.00
510-101-044-000	1.00	30.00
510-101-045-000	1.00	30.00
510-101-046-000	1.00	30.00
510-101-047-000	2.00	60.00
510-101-048-000	1.00	30.00
510-101-049-000	1.00	30.00
510-101-050-000	1.00	30.00
510-101-051-000	2.00	60.00
510-101-052-000	1.00	30.00
510-101-053-000	1.00	30.00
510-101-054-000	2.00	60.00
510-101-055-000	1.00	30.00
510-101-056-000	1.00	30.00
510-101-057-000	1.00	30.00
510-101-058-000	1.00	30.00
510-101-059-000	1.00	30.00

McKinleyville Community Services District
Measure B Maintenance Assessment District
Fiscal Year 2021/22
(Sorted by Assessor's Parcel Number)

Assessor's Parcel Number	Equivalent Benefit Units	Charge
510-101-060-000	1.00	30.00
510-101-061-000	2.00	60.00
510-101-062-000	1.00	30.00
510-101-063-000	1.00	30.00
510-101-064-000	2.00	60.00
510-101-065-000	1.00	30.00
510-101-066-000	1.00	30.00
510-101-067-000	1.00	30.00
510-101-068-000	1.00	30.00
510-101-069-000	1.00	30.00
510-101-070-000	1.00	30.00
510-101-071-000	1.00	30.00
510-101-072-000	1.00	30.00
510-101-073-000	1.00	30.00
510-101-074-000	1.00	30.00
510-101-075-000	1.00	30.00
510-101-076-000	1.00	30.00
510-101-077-000	1.00	30.00
510-101-078-000	1.00	30.00
510-101-081-000	2.00	60.00
510-101-082-000	1.00	30.00
510-101-083-000	2.00	60.00
510-111-002-000	1.00	30.00
510-111-003-000	2.00	60.00
510-111-004-000	1.00	30.00
510-111-006-000	1.93	57.90
510-111-009-000	1.11	33.30
510-111-013-000	2.31	69.30
510-111-014-000	1.00	30.00
510-111-015-000	1.00	30.00
510-111-016-000	1.00	30.00
510-111-017-000	1.00	30.00
510-111-018-000	1.00	30.00
510-111-019-000	1.00	30.00
510-111-020-000	1.00	30.00
510-111-021-000	1.00	30.00
510-111-022-000	1.00	30.00
510-111-023-000	2.00	60.00
510-111-024-000	1.00	30.00
510-111-025-000	1.00	30.00
510-111-026-000	2.00	60.00
510-111-027-000	1.00	30.00
510-111-028-000	1.00	30.00
510-111-029-000	1.00	30.00
510-111-030-000	1.00	30.00
510-111-031-000	1.00	30.00
510-111-032-000	1.00	30.00
510-111-033-000	2.00	60.00
510-111-034-000	1.00	30.00
510-111-035-000	1.00	30.00
510-111-036-000	1.00	30.00
510-111-037-000	1.00	30.00
510-111-038-000	1.00	30.00
510-111-039-000	1.00	30.00
510-111-040-000	1.00	30.00

McKinleyville Community Services District
Measure B Maintenance Assessment District
Fiscal Year 2021/22
(Sorted by Assessor's Parcel Number)

Assessor's Parcel Number	Equivalent Benefit Units	Charge
510-111-041-000	1.00	30.00
510-111-042-000	1.00	30.00
510-111-043-000	1.00	30.00
510-111-044-000	1.00	30.00
510-111-045-000	1.00	30.00
510-111-046-000	1.00	30.00
510-111-047-000	1.00	30.00
510-111-048-000	1.00	30.00
510-111-049-000	1.00	30.00
510-111-050-000	1.00	30.00
510-111-051-000	1.00	30.00
510-111-052-000	2.00	60.00
510-111-053-000	1.00	30.00
510-111-054-000	1.00	30.00
510-111-055-000	1.00	30.00
510-111-060-000	5.00	150.00
510-111-061-000	10.00	300.00
510-121-002-000	1.00	30.00
510-121-003-000	1.00	30.00
510-121-005-000	2.00	60.00
510-121-006-000	1.00	30.00
510-121-007-000	2.00	60.00
510-121-010-000	1.00	30.00
510-121-011-000	1.00	30.00
510-121-014-000	2.00	60.00
510-121-017-000	2.00	60.00
510-121-020-000	1.00	30.00
510-121-022-000	1.00	30.00
510-121-023-000	1.00	30.00
510-121-024-000	0.33	10.00
510-121-025-000	1.00	30.00
510-121-026-000	0.33	10.00
510-121-029-000	1.00	30.00
510-121-030-000	1.00	30.00
510-121-031-000	1.00	30.00
510-121-032-000	1.00	30.00
510-121-033-000	1.00	30.00
510-121-034-000	1.00	30.00
510-122-003-000	8.00	240.00
510-122-005-000	1.92	57.60
510-122-022-000	0.33	10.00
510-122-024-000	30.00	900.00
510-122-025-000	2.00	60.00
510-122-026-000	1.00	30.00
510-122-027-000	1.00	30.00
510-122-028-000	3.00	90.00
510-122-031-000	4.00	120.00
510-122-032-000	2.00	60.00
510-122-033-000	5.00	150.00
510-122-034-000	4.00	120.00
510-122-035-000	4.00	120.00
510-122-036-000	1.00	30.00
510-122-037-000	4.00	120.00
510-131-011-000	1.00	30.00
510-131-013-000	1.00	30.00

McKinleyville Community Services District
Measure B Maintenance Assessment District
Fiscal Year 2021/22
(Sorted by Assessor's Parcel Number)

Assessor's Parcel Number	Equivalent Benefit Units	Charge
510-131-014-000	6.00	180.00
510-131-016-000	1.00	30.00
510-131-017-000	2.00	60.00
510-131-019-000	0.33	10.00
510-131-020-000	1.00	30.00
510-131-021-000	2.00	60.00
510-131-022-000	1.00	30.00
510-131-023-000	1.00	30.00
510-131-025-000	1.00	30.00
510-131-026-000	1.00	30.00
510-131-027-000	1.00	30.00
510-132-003-000	0.33	10.00
510-132-007-000	0.33	10.00
510-132-013-000	1.00	30.00
510-132-015-000	1.00	30.00
510-132-017-000	0.33	10.00
510-132-031-000	3.75	112.50
510-132-032-000	1.00	30.00
510-133-006-000	1.00	30.00
510-133-013-000	0.33	10.00
510-133-016-000	2.00	60.00
510-133-018-000	1.00	30.00
510-133-019-000	1.00	30.00
510-133-020-000	1.00	30.00
510-133-021-000	1.00	30.00
510-141-009-000	2.00	60.00
510-141-011-000	1.00	30.00
510-141-016-000	1.00	30.00
510-141-017-000	1.00	30.00
510-141-018-000	1.00	30.00
510-141-024-000	1.00	30.00
510-141-056-000	2.00	60.00
510-141-057-000	1.00	30.00
510-141-058-000	1.00	30.00
510-141-059-000	1.00	30.00
510-141-060-000	2.00	60.00
510-141-061-000	1.00	30.00
510-141-062-000	1.00	30.00
510-141-064-000	1.00	30.00
510-141-065-000	1.00	30.00
510-141-066-000	1.00	30.00
510-141-067-000	1.00	30.00
510-141-068-000	2.00	60.00
510-141-069-000	1.00	30.00
510-141-070-000	1.00	30.00
510-141-071-000	1.00	30.00
510-141-072-000	1.00	30.00
510-141-073-000	1.00	30.00
510-141-074-000	1.00	30.00
510-141-075-000	1.00	30.00
510-141-076-000	1.00	30.00
510-141-077-000	1.00	30.00
510-141-078-000	2.00	60.00
510-142-001-000	1.00	30.00
510-142-002-000	1.00	30.00

McKinleyville Community Services District
Measure B Maintenance Assessment District
Fiscal Year 2021/22
(Sorted by Assessor's Parcel Number)

Assessor's Parcel Number	Equivalent Benefit Units	Charge
510-142-003-000	1.00	30.00
510-142-004-000	1.00	30.00
510-142-005-000	1.00	30.00
510-142-006-000	1.00	30.00
510-142-007-000	1.00	30.00
510-142-008-000	1.00	30.00
510-142-009-000	1.00	30.00
510-142-010-000	1.00	30.00
510-142-011-000	1.00	30.00
510-142-012-000	1.00	30.00
510-142-013-000	1.00	30.00
510-142-014-000	1.00	30.00
510-142-015-000	1.00	30.00
510-142-016-000	1.00	30.00
510-142-017-000	1.00	30.00
510-142-018-000	1.00	30.00
510-142-019-000	1.00	30.00
510-142-020-000	1.00	30.00
510-142-021-000	1.00	30.00
510-142-022-000	1.00	30.00
510-142-023-000	1.00	30.00
510-142-024-000	1.00	30.00
510-142-025-000	1.00	30.00
510-142-026-000	1.00	30.00
510-142-027-000	1.00	30.00
510-142-028-000	1.00	30.00
510-142-029-000	1.00	30.00
510-142-031-000	1.00	30.00
510-142-032-000	1.00	30.00
510-142-033-000	4.00	120.00
510-142-034-000	4.00	120.00
510-142-035-000	4.00	120.00
510-142-036-000	4.00	120.00
510-142-037-000	4.00	120.00
510-142-038-000	4.00	120.00
510-142-039-000	4.00	120.00
510-142-040-000	4.00	120.00
510-142-041-000	4.00	120.00
510-142-042-000	4.00	120.00
510-142-043-000	4.00	120.00
510-142-044-000	4.00	120.00
510-142-045-000	1.00	30.00
510-142-046-000	20.00	600.00
510-142-047-000	20.00	600.00
510-142-048-000	1.00	30.00
510-142-049-000	2.00	60.00
510-142-050-000	1.00	30.00
510-142-051-000	2.00	60.00
510-142-052-000	4.00	120.00
510-142-053-000	2.00	60.00
510-142-055-000	0.33	10.00
510-142-056-000	0.33	10.00
510-142-057-000	0.33	10.00
510-151-010-000	1.00	30.00
510-151-012-000	1.00	30.00

McKinleyville Community Services District
Measure B Maintenance Assessment District
Fiscal Year 2021/22
(Sorted by Assessor's Parcel Number)

Assessor's Parcel Number	Equivalent Benefit Units	Charge
510-151-013-000	1.00	30.00
510-151-020-000	1.00	30.00
510-151-021-000	1.00	30.00
510-151-022-000	2.00	60.00
510-151-024-000	2.00	60.00
510-151-026-000	1.00	30.00
510-151-027-000	1.00	30.00
510-151-029-000	1.00	30.00
510-151-033-000	1.00	30.00
510-151-036-000	1.00	30.00
510-151-037-000	1.00	30.00
510-151-038-000	2.00	60.00
510-151-040-000	1.00	30.00
510-151-046-000	1.00	30.00
510-151-047-000	1.00	30.00
510-151-049-000	1.00	30.00
510-151-050-000	1.00	30.00
510-151-051-000	1.00	30.00
510-151-052-000	1.00	30.00
510-151-053-000	1.00	30.00
510-151-055-000	1.00	30.00
510-151-056-000	1.00	30.00
510-151-057-000	1.00	30.00
510-151-058-000	1.00	30.00
510-151-061-000	2.00	60.00
510-151-062-000	1.00	30.00
510-151-063-000	1.00	30.00
510-151-065-000	1.00	30.00
510-151-066-000	1.00	30.00
510-151-067-000	2.00	60.00
510-151-069-000	1.00	30.00
510-151-070-000	1.00	30.00
510-151-071-000	1.00	30.00
510-151-073-000	1.00	30.00
510-151-074-000	2.00	60.00
510-151-075-000	1.00	30.00
510-151-077-000	1.03	30.90
510-151-079-000	1.00	30.00
510-151-080-000	1.00	30.00
510-151-081-000	1.00	30.00
510-151-082-000	2.00	60.00
510-151-083-000	1.00	30.00
510-151-084-000	2.00	60.00
510-151-085-000	1.00	30.00
510-151-086-000	0.33	10.00
510-151-087-000	2.00	60.00
510-151-088-000	1.00	30.00
510-171-007-000	4.00	120.00
510-171-008-000	1.00	30.00
510-171-009-000	1.00	30.00
510-171-010-000	1.00	30.00
510-171-011-000	1.00	30.00
510-171-012-000	1.00	30.00
510-171-015-000	1.00	30.00
510-171-018-000	1.00	30.00

McKinleyville Community Services District
Measure B Maintenance Assessment District
Fiscal Year 2021/22
(Sorted by Assessor's Parcel Number)

Assessor's Parcel Number	Equivalent Benefit Units	Charge
510-171-019-000	1.00	30.00
510-171-020-000	1.00	30.00
510-171-021-000	1.00	30.00
510-171-022-000	1.00	30.00
510-171-026-000	1.00	30.00
510-171-034-000	1.00	30.00
510-171-035-000	2.00	60.00
510-171-036-000	1.00	30.00
510-171-037-000	1.00	30.00
510-171-038-000	1.00	30.00
510-171-039-000	3.22	96.60
510-171-040-000	128.00	3840.00
510-171-060-000	0.33	10.00
510-171-061-000	1.40	42.00
510-181-005-000	3.00	90.00
510-181-006-000	2.00	60.00
510-181-007-000	1.00	30.00
510-181-019-000	1.00	30.00
510-181-021-000	1.00	30.00
510-181-024-000	1.00	30.00
510-181-025-000	2.00	60.00
510-181-028-000	2.00	60.00
510-181-029-000	1.00	30.00
510-181-030-000	1.00	30.00
510-181-033-000	1.00	30.00
510-181-034-000	2.00	60.00
510-181-035-000	1.00	30.00
510-181-037-000	1.00	30.00
510-181-038-000	1.00	30.00
510-181-039-000	1.00	30.00
510-181-041-000	1.00	30.00
510-181-042-000	1.00	30.00
510-181-043-000	1.00	30.00
510-181-044-000	1.00	30.00
510-181-045-000	1.00	30.00
510-181-046-000	1.00	30.00
510-181-047-000	1.00	30.00
510-181-048-000	1.00	30.00
510-181-049-000	1.00	30.00
510-181-050-000	1.00	30.00
510-181-051-000	1.00	30.00
510-181-052-000	1.00	30.00
510-181-053-000	1.00	30.00
510-181-054-000	1.00	30.00
510-181-055-000	1.00	30.00
510-181-056-000	1.00	30.00
510-181-057-000	1.00	30.00
510-181-058-000	1.00	30.00
510-181-059-000	1.00	30.00
510-181-060-000	1.00	30.00
510-181-061-000	1.00	30.00
510-181-062-000	1.00	30.00
510-181-063-000	1.00	30.00
510-181-064-000	1.00	30.00
510-181-065-000	1.00	30.00

McKinleyville Community Services District
Measure B Maintenance Assessment District
Fiscal Year 2021/22
(Sorted by Assessor's Parcel Number)

Assessor's Parcel Number	Equivalent Benefit Units	Charge
510-181-066-000	2.00	60.00
510-181-067-000	1.00	30.00
510-181-068-000	1.00	30.00
510-181-069-000	1.00	30.00
510-181-070-000	1.00	30.00
510-181-071-000	1.00	30.00
510-181-072-000	1.00	30.00
510-181-073-000	1.00	30.00
510-181-074-000	1.00	30.00
510-181-075-000	1.00	30.00
510-181-076-000	2.00	60.00
510-181-077-000	1.00	30.00
510-181-078-000	1.00	30.00
510-181-079-000	1.00	30.00
510-181-080-000	1.00	30.00
510-181-081-000	1.00	30.00
510-181-082-000	1.00	30.00
510-181-083-000	1.00	30.00
510-181-084-000	1.00	30.00
510-181-085-000	1.00	30.00
510-181-086-000	2.00	60.00
510-181-087-000	2.00	60.00
510-192-001-000	1.00	30.00
510-192-002-000	1.00	30.00
510-192-003-000	2.00	60.00
510-192-004-000	0.33	10.00
510-192-005-000	2.00	60.00
510-192-006-000	1.00	30.00
510-192-007-000	1.00	30.00
510-192-008-000	1.00	30.00
510-192-009-000	1.00	30.00
510-192-010-000	1.00	30.00
510-192-011-000	1.00	30.00
510-192-012-000	1.00	30.00
510-192-013-000	2.00	60.00
510-192-015-000	1.00	30.00
510-192-016-000	1.00	30.00
510-192-017-000	1.00	30.00
510-192-018-000	2.00	60.00
510-192-022-000	1.00	30.00
510-192-023-000	1.00	30.00
510-192-024-000	1.00	30.00
510-192-025-000	1.00	30.00
510-192-026-000	1.00	30.00
510-192-027-000	1.00	30.00
510-192-028-000	1.00	30.00
510-192-029-000	1.00	30.00
510-192-030-000	1.00	30.00
510-192-031-000	1.00	30.00
510-192-032-000	2.00	60.00
510-192-033-000	2.00	60.00
510-193-001-000	1.00	30.00
510-193-002-000	2.00	60.00
510-193-003-000	1.00	30.00
510-193-004-000	1.00	30.00

McKinleyville Community Services District
Measure B Maintenance Assessment District
Fiscal Year 2021/22
(Sorted by Assessor's Parcel Number)

Assessor's Parcel Number	Equivalent Benefit Units	Charge
510-193-005-000	1.00	30.00
510-193-006-000	1.00	30.00
510-193-007-000	2.00	60.00
510-193-008-000	1.00	30.00
510-193-009-000	1.00	30.00
510-193-010-000	1.00	30.00
510-193-011-000	1.00	30.00
510-193-012-000	1.00	30.00
510-193-013-000	1.00	30.00
510-193-014-000	1.00	30.00
510-193-015-000	1.00	30.00
510-193-017-000	2.00	60.00
510-193-018-000	1.00	30.00
510-193-020-000	1.00	30.00
510-193-022-000	1.00	30.00
510-193-023-000	1.00	30.00
510-193-024-000	1.00	30.00
510-193-025-000	1.00	30.00
510-193-026-000	1.00	30.00
510-193-027-000	1.00	30.00
510-193-028-000	1.00	30.00
510-193-029-000	2.00	60.00
510-193-030-000	2.00	60.00
510-193-031-000	1.00	30.00
510-193-032-000	2.00	60.00
510-193-033-000	1.00	30.00
510-193-035-000	2.00	60.00
510-193-036-000	2.00	60.00
510-211-013-000	1.00	30.00
510-211-014-000	1.00	30.00
510-211-019-000	24.00	720.00
510-211-028-000	2.00	60.00
510-211-029-000	1.00	30.00
510-211-036-000	1.00	30.00
510-211-039-000	2.00	60.00
510-211-040-000	1.00	30.00
510-211-047-000	1.00	30.00
510-211-050-000	1.00	30.00
510-211-051-000	1.00	30.00
510-211-052-000	1.00	30.00
510-211-053-000	1.00	30.00
510-211-054-000	1.00	30.00
510-211-055-000	1.00	30.00
510-211-056-000	1.00	30.00
510-211-057-000	1.00	30.00
510-211-058-000	1.00	30.00
510-211-059-000	1.00	30.00
510-211-060-000	1.00	30.00
510-211-061-000	1.00	30.00
510-211-062-000	1.00	30.00
510-211-063-000	1.00	30.00
510-211-064-000	1.00	30.00
510-211-065-000	1.00	30.00
510-211-066-000	1.00	30.00
510-211-067-000	1.00	30.00

McKinleyville Community Services District
Measure B Maintenance Assessment District
Fiscal Year 2021/22
(Sorted by Assessor's Parcel Number)

Assessor's Parcel Number	Equivalent Benefit Units	Charge
510-211-068-000	1.00	30.00
510-211-069-000	1.00	30.00
510-211-070-000	1.00	30.00
510-211-071-000	1.00	30.00
510-211-072-000	1.00	30.00
510-211-073-000	1.00	30.00
510-211-075-000	7.00	210.00
510-211-076-000	7.00	210.00
510-211-077-000	7.00	210.00
510-211-078-000	2.00	60.00
510-211-080-000	1.00	30.00
510-211-082-000	1.00	30.00
510-211-086-000	4.00	120.00
510-211-087-000	4.00	120.00
510-211-088-000	4.00	120.00
510-211-089-000	1.00	30.00
510-231-010-000	1.00	30.00
510-231-017-000	1.00	30.00
510-231-018-000	1.00	30.00
510-231-021-000	1.00	30.00
510-231-022-000	1.00	30.00
510-231-023-000	1.00	30.00
510-231-026-000	1.00	30.00
510-231-027-000	1.00	30.00
510-231-029-000	1.00	30.00
510-231-030-000	1.00	30.00
510-231-031-000	1.00	30.00
510-231-032-000	2.00	60.00
510-231-033-000	1.00	30.00
510-231-034-000	1.00	30.00
510-231-035-000	1.00	30.00
510-231-036-000	1.00	30.00
510-231-037-000	1.00	30.00
510-231-038-000	1.00	30.00
510-231-039-000	2.00	60.00
510-231-040-000	1.00	30.00
510-231-041-000	1.00	30.00
510-231-042-000	1.00	30.00
510-231-043-000	1.00	30.00
510-231-044-000	1.00	30.00
510-231-045-000	1.00	30.00
510-231-046-000	1.00	30.00
510-241-009-000	1.00	30.00
510-241-010-000	1.00	30.00
510-241-011-000	1.00	30.00
510-241-013-000	0.33	10.00
510-241-014-000	1.00	30.00
510-241-019-000	1.00	30.00
510-241-020-000	1.00	30.00
510-241-021-000	1.00	30.00
510-241-022-000	1.00	30.00
510-241-023-000	1.00	30.00
510-241-024-000	1.00	30.00
510-241-025-000	1.00	30.00
510-241-026-000	1.00	30.00

McKinleyville Community Services District
Measure B Maintenance Assessment District
Fiscal Year 2021/22
(Sorted by Assessor's Parcel Number)

Assessor's Parcel Number	Equivalent Benefit Units	Charge
510-241-027-000	1.00	30.00
510-241-028-000	1.00	30.00
510-241-029-000	2.00	60.00
510-241-030-000	2.00	60.00
510-241-031-000	1.00	30.00
510-241-032-000	1.00	30.00
510-241-033-000	1.00	30.00
510-261-006-000	2.00	60.00
510-261-008-000	1.00	30.00
510-261-009-000	1.00	30.00
510-261-011-000	1.00	30.00
510-261-013-000	1.00	30.00
510-261-014-000	2.00	60.00
510-261-015-000	1.00	30.00
510-261-017-000	1.00	30.00
510-261-018-000	2.00	60.00
510-261-019-000	2.00	60.00
510-261-021-000	1.00	30.00
510-261-022-000	1.00	30.00
510-261-023-000	0.33	10.00
510-261-024-000	2.00	60.00
510-261-025-000	1.00	30.00
510-261-026-000	1.00	30.00
510-261-027-000	2.00	60.00
510-261-028-000	1.00	30.00
510-261-029-000	1.00	30.00
510-261-030-000	2.00	60.00
510-261-031-000	9.00	270.00
510-271-006-000	0.33	10.00
510-271-007-000	0.33	10.00
510-271-009-000	0.33	10.00
510-271-031-000	1.00	30.00
510-271-075-000	1.00	30.00
510-271-076-000	1.00	30.00
510-281-001-000	1.00	30.00
510-281-002-000	1.00	30.00
510-281-003-000	1.00	30.00
510-281-004-000	1.00	30.00
510-281-005-000	1.00	30.00
510-281-008-000	1.00	30.00
510-281-010-000	1.00	30.00
510-281-011-000	1.00	30.00
510-281-012-000	1.00	30.00
510-281-016-000	1.00	30.00
510-281-020-000	1.00	30.00
510-281-021-000	1.00	30.00
510-281-026-000	1.00	30.00
510-281-027-000	1.00	30.00
510-281-028-000	1.00	30.00
510-281-029-000	1.00	30.00
510-281-030-000	1.00	30.00
510-281-031-000	1.00	30.00
510-281-032-000	1.00	30.00
510-281-033-000	1.00	30.00
510-281-034-000	1.00	30.00

McKinleyville Community Services District
Measure B Maintenance Assessment District
Fiscal Year 2021/22
(Sorted by Assessor's Parcel Number)

Assessor's Parcel Number	Equivalent Benefit Units	Charge
510-281-035-000	1.00	30.00
510-281-036-000	1.00	30.00
510-281-037-000	1.00	30.00
510-281-038-000	1.00	30.00
510-281-039-000	1.00	30.00
510-281-041-000	1.00	30.00
510-281-042-000	1.00	30.00
510-281-043-000	1.00	30.00
510-281-044-000	1.00	30.00
510-281-045-000	1.00	30.00
510-281-046-000	1.00	30.00
510-281-047-000	1.00	30.00
510-281-048-000	1.00	30.00
510-281-049-000	1.00	30.00
510-281-050-000	1.00	30.00
510-281-051-000	1.00	30.00
510-281-052-000	1.00	30.00
510-281-053-000	1.00	30.00
510-281-054-000	1.00	30.00
510-281-055-000	1.00	30.00
510-281-056-000	1.00	30.00
510-281-057-000	1.00	30.00
510-281-058-000	1.00	30.00
510-281-059-000	1.00	30.00
510-281-060-000	1.00	30.00
510-281-061-000	1.00	30.00
510-281-062-000	1.00	30.00
510-281-063-000	1.00	30.00
510-281-064-000	1.00	30.00
510-291-002-000	1.00	30.00
510-291-004-000	8.00	240.00
510-291-007-000	1.00	30.00
510-291-017-000	1.00	30.00
510-291-021-000	1.00	30.00
510-291-022-000	1.00	30.00
510-291-023-000	0.33	10.00
510-291-024-000	1.00	30.00
510-291-025-000	1.00	30.00
510-291-028-000	1.00	30.00
510-291-029-000	1.00	30.00
510-291-030-000	1.00	30.00
510-291-031-000	1.00	30.00
510-291-032-000	1.00	30.00
510-291-033-000	1.00	30.00
510-291-034-000	1.00	30.00
510-291-035-000	1.00	30.00
510-291-036-000	2.00	60.00
510-291-037-000	1.00	30.00
510-291-040-000	1.00	30.00
510-291-041-000	1.00	30.00
510-291-045-000	1.00	30.00
510-291-046-000	1.00	30.00
510-291-048-000	1.00	30.00
510-291-049-000	1.00	30.00
510-291-050-000	1.00	30.00

McKinleyville Community Services District
Measure B Maintenance Assessment District
Fiscal Year 2021/22
(Sorted by Assessor's Parcel Number)

Assessor's Parcel Number	Equivalent Benefit Units	Charge
510-291-051-000	1.00	30.00
510-291-053-000	1.00	30.00
510-291-054-000	1.00	30.00
510-291-056-000	1.00	30.00
510-291-057-000	1.00	30.00
510-291-058-000	1.00	30.00
510-291-059-000	2.00	60.00
510-291-060-000	2.00	60.00
510-291-061-000	2.00	60.00
510-291-062-000	1.00	30.00
510-291-063-000	1.00	30.00
510-291-064-000	1.00	30.00
510-291-065-000	2.00	60.00
510-291-066-000	1.00	30.00
510-291-067-000	1.00	30.00
510-291-068-000	1.00	30.00
510-291-069-000	1.00	30.00
510-291-070-000	1.00	30.00
510-291-071-000	1.00	30.00
510-291-072-000	1.00	30.00
510-291-073-000	1.00	30.00
510-291-074-000	1.00	30.00
510-291-075-000	1.00	30.00
510-291-076-000	1.00	30.00
510-291-077-000	1.00	30.00
510-291-078-000	1.00	30.00
510-291-079-000	2.00	60.00
510-291-080-000	1.00	30.00
510-291-081-000	1.00	30.00
510-291-082-000	1.00	30.00
510-291-083-000	1.00	30.00
510-291-084-000	1.00	30.00
510-291-085-000	1.00	30.00
510-291-086-000	1.00	30.00
510-291-087-000	0.33	10.00
510-291-088-000	1.00	30.00
510-291-090-000	1.00	30.00
510-291-091-000	2.00	60.00
510-301-009-000	1.00	30.00
510-301-010-000	1.00	30.00
510-301-011-000	1.00	30.00
510-301-014-000	1.00	30.00
510-301-015-000	1.00	30.00
510-301-016-000	1.00	30.00
510-301-017-000	1.00	30.00
510-301-018-000	1.00	30.00
510-301-019-000	1.00	30.00
510-301-020-000	1.00	30.00
510-301-021-000	0.33	10.00
510-301-022-000	2.00	60.00
510-301-023-000	2.00	60.00
510-301-024-000	2.00	60.00
510-301-025-000	2.00	60.00
510-301-026-000	2.00	60.00
510-301-027-000	1.00	30.00

McKinleyville Community Services District
Measure B Maintenance Assessment District
Fiscal Year 2021/22
(Sorted by Assessor's Parcel Number)

Assessor's Parcel Number	Equivalent Benefit Units	Charge
510-301-028-000	1.00	30.00
510-301-029-000	1.00	30.00
510-301-030-000	2.00	60.00
510-301-034-000	1.00	30.00
510-301-035-000	1.00	30.00
510-301-036-000	1.00	30.00
510-301-037-000	1.00	30.00
510-301-038-000	1.00	30.00
510-301-039-000	1.00	30.00
510-301-040-000	1.00	30.00
510-301-041-000	1.00	30.00
510-301-042-000	1.00	30.00
510-301-043-000	1.00	30.00
510-301-044-000	1.00	30.00
510-301-045-000	1.00	30.00
510-301-046-000	1.00	30.00
510-301-047-000	1.00	30.00
510-301-048-000	1.00	30.00
510-301-049-000	0.33	10.00
510-301-050-000	1.00	30.00
510-301-051-000	1.00	30.00
510-301-052-000	1.00	30.00
510-301-053-000	1.00	30.00
510-301-054-000	1.00	30.00
510-301-055-000	1.00	30.00
510-301-056-000	1.00	30.00
510-301-057-000	1.00	30.00
510-301-058-000	1.00	30.00
510-301-059-000	1.00	30.00
510-301-060-000	1.00	30.00
510-301-061-000	1.00	30.00
510-301-062-000	1.00	30.00
510-301-063-000	1.00	30.00
510-301-064-000	1.00	30.00
510-301-065-000	1.00	30.00
510-301-066-000	2.00	60.00
510-301-069-000	1.00	30.00
510-301-071-000	1.00	30.00
510-302-007-000	1.00	30.00
510-302-009-000	2.00	60.00
510-302-010-000	1.00	30.00
510-302-012-000	0.33	10.00
510-302-013-000	2.00	60.00
510-302-014-000	2.00	60.00
510-302-020-000	1.00	30.00
510-302-022-000	4.00	120.00
510-302-023-000	4.00	120.00
510-302-024-000	4.00	120.00
510-302-025-000	4.00	120.00
510-302-026-000	4.00	120.00
510-302-027-000	4.00	120.00
510-302-028-000	0.33	10.00
510-302-029-000	4.00	120.00
510-302-030-000	4.00	120.00
510-302-031-000	4.00	120.00

McKinleyville Community Services District
Measure B Maintenance Assessment District
Fiscal Year 2021/22
(Sorted by Assessor's Parcel Number)

Assessor's Parcel Number	Equivalent Benefit Units	Charge
510-302-032-000	4.00	120.00
510-302-033-000	0.33	10.00
510-302-034-000	0.33	10.00
510-302-035-000	1.00	30.00
510-302-036-000	1.00	30.00
510-302-040-000	1.00	30.00
510-302-041-000	1.00	30.00
510-302-042-000	0.33	10.00
510-311-001-000	0.33	10.00
510-311-002-000	1.00	30.00
510-311-006-000	1.00	30.00
510-311-007-000	2.00	60.00
510-311-008-000	1.00	30.00
510-311-010-000	1.00	30.00
510-311-011-000	1.00	30.00
510-311-012-000	1.00	30.00
510-311-016-000	1.00	30.00
510-311-017-000	1.00	30.00
510-311-018-000	1.00	30.00
510-311-019-000	2.00	60.00
510-311-020-000	1.00	30.00
510-311-021-000	2.00	60.00
510-311-022-000	1.00	30.00
510-311-023-000	1.00	30.00
510-311-025-000	1.00	30.00
510-311-026-000	1.00	30.00
510-331-001-000	1.00	30.00
510-331-002-000	1.00	30.00
510-331-003-000	1.00	30.00
510-331-004-000	1.00	30.00
510-331-005-000	1.00	30.00
510-331-006-000	1.00	30.00
510-331-007-000	1.00	30.00
510-331-008-000	1.00	30.00
510-331-009-000	1.00	30.00
510-331-010-000	1.00	30.00
510-331-011-000	1.00	30.00
510-331-012-000	1.00	30.00
510-331-013-000	1.00	30.00
510-331-014-000	1.00	30.00
510-331-015-000	1.00	30.00
510-331-016-000	1.00	30.00
510-331-017-000	1.00	30.00
510-331-018-000	1.00	30.00
510-331-019-000	1.00	30.00
510-331-020-000	1.00	30.00
510-331-021-000	1.00	30.00
510-331-022-000	1.00	30.00
510-331-023-000	1.00	30.00
510-331-025-000	1.00	30.00
510-331-026-000	1.00	30.00
510-331-027-000	1.00	30.00
510-331-028-000	1.00	30.00
510-331-029-000	1.00	30.00
510-331-030-000	1.00	30.00

McKinleyville Community Services District
Measure B Maintenance Assessment District
Fiscal Year 2021/22
(Sorted by Assessor's Parcel Number)

Assessor's Parcel Number	Equivalent Benefit Units	Charge
510-331-031-000	1.00	30.00
510-331-032-000	1.00	30.00
510-331-033-000	1.00	30.00
510-331-034-000	1.00	30.00
510-331-035-000	1.00	30.00
510-331-036-000	1.00	30.00
510-331-037-000	1.00	30.00
510-331-038-000	1.00	30.00
510-331-039-000	1.00	30.00
510-331-040-000	1.00	30.00
510-331-041-000	1.00	30.00
510-331-042-000	2.00	60.00
510-331-043-000	1.00	30.00
510-331-044-000	1.00	30.00
510-331-045-000	1.00	30.00
510-331-046-000	1.00	30.00
510-331-047-000	1.00	30.00
510-341-001-000	1.00	30.00
510-341-002-000	2.00	60.00
510-341-003-000	1.00	30.00
510-341-004-000	1.00	30.00
510-341-015-000	1.05	31.50
510-341-017-000	2.06	61.80
510-341-019-000	1.64	49.20
510-341-022-000	0.33	10.00
510-341-023-000	2.00	60.00
510-341-039-000	0.33	10.00
510-341-041-000	1.01	30.30
510-341-042-000	81.00	2430.00
510-341-043-000	2.11	63.30
510-341-045-000	1.00	30.00
510-341-047-000	1.00	30.00
510-351-002-000	1.00	30.00
510-351-003-000	1.00	30.00
510-351-004-000	1.00	30.00
510-351-005-000	1.00	30.00
510-351-008-000	1.00	30.00
510-351-009-000	1.00	30.00
510-351-010-000	1.00	30.00
510-351-011-000	1.00	30.00
510-351-012-000	1.00	30.00
510-351-014-000	1.00	30.00
510-351-015-000	1.00	30.00
510-351-016-000	1.00	30.00
510-351-019-000	1.00	30.00
510-351-020-000	1.00	30.00
510-351-022-000	1.00	30.00
510-351-023-000	1.00	30.00
510-351-024-000	1.00	30.00
510-351-025-000	1.00	30.00
510-351-026-000	1.00	30.00
510-351-027-000	1.00	30.00
510-351-028-000	1.00	30.00
510-351-029-000	1.00	30.00
510-351-030-000	1.00	30.00

McKinleyville Community Services District
Measure B Maintenance Assessment District
Fiscal Year 2021/22
(Sorted by Assessor's Parcel Number)

Assessor's Parcel Number	Equivalent Benefit Units	Charge
510-351-031-000	1.00	30.00
510-351-032-000	1.00	30.00
510-351-033-000	1.00	30.00
510-351-034-000	1.00	30.00
510-351-035-000	1.00	30.00
510-351-037-000	1.00	30.00
510-351-038-000	1.00	30.00
510-351-039-000	1.00	30.00
510-361-001-000	1.00	30.00
510-361-002-000	1.00	30.00
510-361-003-000	2.00	60.00
510-361-004-000	1.00	30.00
510-361-005-000	1.00	30.00
510-361-008-000	1.00	30.00
510-361-009-000	1.00	30.00
510-361-011-000	1.00	30.00
510-361-012-000	1.00	30.00
510-361-013-000	1.00	30.00
510-361-014-000	1.00	30.00
510-361-015-000	1.00	30.00
510-361-016-000	1.00	30.00
510-361-017-000	1.00	30.00
510-361-018-000	1.00	30.00
510-361-019-000	1.00	30.00
510-361-020-000	1.00	30.00
510-361-021-000	1.00	30.00
510-361-022-000	1.00	30.00
510-361-023-000	1.00	30.00
510-361-024-000	1.00	30.00
510-361-025-000	1.00	30.00
510-361-026-000	2.00	60.00
510-361-027-000	1.00	30.00
510-361-028-000	1.00	30.00
510-361-029-000	1.00	30.00
510-361-030-000	1.00	30.00
510-361-031-000	1.00	30.00
510-361-032-000	1.00	30.00
510-361-033-000	1.00	30.00
510-361-034-000	1.00	30.00
510-361-035-000	1.00	30.00
510-361-036-000	1.00	30.00
510-361-037-000	1.00	30.00
510-371-001-000	1.00	30.00
510-371-002-000	1.00	30.00
510-371-003-000	1.00	30.00
510-371-004-000	1.00	30.00
510-371-005-000	1.00	30.00
510-371-007-000	1.00	30.00
510-371-008-000	1.00	30.00
510-371-010-000	2.00	60.00
510-371-011-000	1.00	30.00
510-371-012-000	1.00	30.00
510-371-013-000	1.00	30.00
510-371-014-000	1.00	30.00
510-371-015-000	1.00	30.00

McKinleyville Community Services District
Measure B Maintenance Assessment District
Fiscal Year 2021/22
(Sorted by Assessor's Parcel Number)

Assessor's Parcel Number	Equivalent Benefit Units	Charge
510-371-016-000	1.00	30.00
510-371-017-000	1.00	30.00
510-371-018-000	1.00	30.00
510-371-019-000	1.00	30.00
510-371-020-000	1.00	30.00
510-371-021-000	1.00	30.00
510-371-023-000	1.00	30.00
510-371-024-000	1.00	30.00
510-371-025-000	1.00	30.00
510-371-026-000	1.00	30.00
510-371-029-000	1.00	30.00
510-371-030-000	1.00	30.00
510-371-031-000	1.00	30.00
510-371-032-000	1.00	30.00
510-371-033-000	1.00	30.00
510-371-034-000	1.00	30.00
510-371-035-000	1.00	30.00
510-371-036-000	1.00	30.00
510-371-037-000	1.00	30.00
510-371-038-000	1.00	30.00
510-371-039-000	1.00	30.00
510-371-040-000	1.00	30.00
510-371-041-000	1.00	30.00
510-371-042-000	1.00	30.00
510-371-043-000	1.00	30.00
510-371-044-000	1.00	30.00
510-371-045-000	1.00	30.00
510-371-046-000	1.00	30.00
510-371-048-000	1.00	30.00
510-371-050-000	1.00	30.00
510-371-051-000	1.00	30.00
510-371-052-000	1.00	30.00
510-371-053-000	1.00	30.00
510-371-054-000	1.00	30.00
510-371-055-000	0.33	10.00
510-371-056-000	1.00	30.00
510-371-057-000	1.00	30.00
510-371-058-000	1.00	30.00
510-371-060-000	2.00	60.00
510-371-061-000	1.00	30.00
510-371-062-000	1.00	30.00
510-371-063-000	1.00	30.00
510-372-002-000	1.00	30.00
510-372-003-000	2.00	60.00
510-372-004-000	1.00	30.00
510-381-004-000	1.00	30.00
510-381-005-000	1.00	30.00
510-381-006-000	1.00	30.00
510-381-007-000	1.00	30.00
510-381-008-000	1.00	30.00
510-381-009-000	1.00	30.00
510-381-010-000	1.00	30.00
510-381-011-000	1.00	30.00
510-381-012-000	1.00	30.00
510-381-013-000	1.00	30.00

McKinleyville Community Services District
Measure B Maintenance Assessment District
Fiscal Year 2021/22
(Sorted by Assessor's Parcel Number)

Assessor's Parcel Number	Equivalent Benefit Units	Charge
510-381-014-000	1.00	30.00
510-381-015-000	1.00	30.00
510-381-016-000	1.00	30.00
510-381-017-000	1.00	30.00
510-381-018-000	1.00	30.00
510-381-019-000	1.00	30.00
510-381-021-000	1.00	30.00
510-381-024-000	1.00	30.00
510-381-025-000	1.00	30.00
510-381-028-000	1.00	30.00
510-381-029-000	2.00	60.00
510-381-030-000	2.00	60.00
510-381-032-000	1.00	30.00
510-381-033-000	1.00	30.00
510-381-034-000	1.00	30.00
510-381-035-000	1.00	30.00
510-381-036-000	1.00	30.00
510-381-037-000	1.00	30.00
510-381-038-000	1.00	30.00
510-381-039-000	1.00	30.00
510-381-040-000	1.00	30.00
510-381-041-000	1.00	30.00
510-381-042-000	1.00	30.00
510-381-043-000	1.00	30.00
510-381-044-000	1.00	30.00
510-381-045-000	2.00	60.00
510-381-046-000	1.00	30.00
510-381-047-000	1.00	30.00
510-381-048-000	1.00	30.00
510-381-049-000	1.00	30.00
510-381-050-000	1.00	30.00
510-381-051-000	1.00	30.00
510-381-052-000	1.00	30.00
510-381-053-000	1.00	30.00
510-381-054-000	1.00	30.00
510-381-055-000	1.00	30.00
510-381-056-000	1.00	30.00
510-381-057-000	1.00	30.00
510-381-058-000	1.00	30.00
510-381-059-000	1.00	30.00
510-381-060-000	1.00	30.00
510-381-061-000	1.00	30.00
510-381-062-000	1.00	30.00
510-381-064-000	1.00	30.00
510-381-065-000	1.00	30.00
510-381-066-000	1.00	30.00
510-381-068-000	1.00	30.00
510-381-069-000	1.00	30.00
510-381-070-000	1.00	30.00
510-391-001-000	2.00	60.00
510-391-006-000	2.00	60.00
510-391-008-000	2.00	60.00
510-391-011-000	1.00	30.00
510-391-012-000	1.00	30.00
510-391-013-000	2.00	60.00

McKinleyville Community Services District
Measure B Maintenance Assessment District
Fiscal Year 2021/22
(Sorted by Assessor's Parcel Number)

Assessor's Parcel Number	Equivalent Benefit Units	Charge
510-391-014-000	2.00	60.00
510-391-017-000	1.00	30.00
510-391-018-000	1.00	30.00
510-391-019-000	1.00	30.00
510-391-020-000	1.00	30.00
510-391-021-000	1.00	30.00
510-391-022-000	1.00	30.00
510-391-027-000	1.00	30.00
510-391-028-000	1.00	30.00
510-391-029-000	1.00	30.00
510-391-030-000	1.00	30.00
510-391-031-000	1.00	30.00
510-391-032-000	1.00	30.00
510-391-033-000	2.00	60.00
510-391-034-000	1.00	30.00
510-391-035-000	1.00	30.00
510-391-036-000	1.00	30.00
510-391-037-000	1.00	30.00
510-391-039-000	1.00	30.00
510-391-040-000	1.00	30.00
510-391-042-000	1.00	30.00
510-391-043-000	1.00	30.00
510-391-044-000	1.00	30.00
510-391-047-000	1.00	30.00
510-391-048-000	2.00	60.00
510-391-049-000	1.00	30.00
510-391-050-000	1.00	30.00
510-391-051-000	1.00	30.00
510-401-001-000	57.00	1710.00
510-401-003-000	1.00	30.00
510-401-006-000	1.00	30.00
510-401-011-000	1.00	30.00
510-401-014-000	8.00	240.00
510-401-022-000	1.00	30.00
510-401-026-000	1.00	30.00
510-411-005-000	1.00	30.00
510-411-006-000	1.00	30.00
510-411-007-000	0.33	10.00
510-411-008-000	0.33	10.00
510-411-016-000	1.00	30.00
510-411-020-000	1.00	30.00
510-411-025-000	43.00	1290.00
510-411-028-000	1.00	30.00
510-411-031-000	1.00	30.00
510-411-032-000	1.00	30.00
510-411-033-000	1.00	30.00
510-411-034-000	1.00	30.00
510-411-036-000	1.00	30.00
510-420-001-000	1.00	30.00
510-420-002-000	1.00	30.00
510-420-003-000	1.00	30.00
510-420-004-000	1.00	30.00
510-420-005-000	1.00	30.00
510-420-006-000	2.00	60.00
510-420-007-000	1.00	30.00

McKinleyville Community Services District
Measure B Maintenance Assessment District
Fiscal Year 2021/22
(Sorted by Assessor's Parcel Number)

Assessor's Parcel Number	Equivalent Benefit Units	Charge
510-420-008-000	1.00	30.00
510-420-009-000	1.00	30.00
510-420-010-000	1.00	30.00
510-420-011-000	1.00	30.00
510-420-012-000	1.00	30.00
510-420-013-000	1.00	30.00
510-420-015-000	1.00	30.00
510-420-016-000	1.00	30.00
510-420-017-000	1.00	30.00
510-420-018-000	1.00	30.00
510-420-019-000	1.00	30.00
510-420-020-000	1.00	30.00
510-420-021-000	1.00	30.00
510-420-022-000	1.00	30.00
510-420-023-000	1.00	30.00
510-420-024-000	1.00	30.00
510-420-025-000	1.00	30.00
510-420-026-000	1.00	30.00
510-420-027-000	1.00	30.00
510-420-028-000	1.00	30.00
510-420-029-000	1.00	30.00
510-420-030-000	1.00	30.00
510-420-031-000	1.00	30.00
510-420-032-000	1.00	30.00
510-420-033-000	1.00	30.00
510-420-034-000	1.00	30.00
510-420-035-000	1.00	30.00
510-420-036-000	1.00	30.00
510-420-037-000	1.00	30.00
510-420-038-000	1.00	30.00
510-420-039-000	1.00	30.00
510-420-040-000	1.00	30.00
510-420-041-000	1.00	30.00
510-420-042-000	1.00	30.00
510-420-043-000	1.00	30.00
510-420-044-000	1.00	30.00
510-420-045-000	1.00	30.00
510-420-046-000	1.00	30.00
510-420-047-000	1.00	30.00
510-420-048-000	1.00	30.00
510-420-049-000	1.00	30.00
510-431-001-000	1.00	30.00
510-431-002-000	1.00	30.00
510-431-003-000	1.00	30.00
510-431-004-000	1.00	30.00
510-431-005-000	1.00	30.00
510-431-006-000	1.00	30.00
510-431-007-000	0.33	10.00
510-431-008-000	1.00	30.00
510-431-009-000	1.00	30.00
510-431-010-000	1.00	30.00
510-431-011-000	1.00	30.00
510-431-012-000	1.00	30.00
510-431-013-000	1.00	30.00
510-431-014-000	1.00	30.00

McKinleyville Community Services District
Measure B Maintenance Assessment District
Fiscal Year 2021/22
(Sorted by Assessor's Parcel Number)

Assessor's Parcel Number	Equivalent Benefit Units	Charge
510-431-017-000	1.00	30.00
510-431-018-000	2.00	60.00
510-431-019-000	1.00	30.00
510-431-020-000	1.00	30.00
510-431-021-000	0.33	10.00
510-431-022-000	2.00	60.00
510-431-023-000	1.00	30.00
510-431-024-000	1.00	30.00
510-431-025-000	1.00	30.00
510-431-026-000	1.00	30.00
510-431-027-000	1.00	30.00
510-431-028-000	0.33	10.00
510-441-001-000	1.00	30.00
510-441-002-000	1.00	30.00
510-441-003-000	1.00	30.00
510-441-004-000	1.00	30.00
510-441-005-000	1.00	30.00
510-441-006-000	1.00	30.00
510-441-007-000	1.00	30.00
510-441-008-000	1.00	30.00
510-441-009-000	1.00	30.00
510-441-010-000	1.00	30.00
510-441-011-000	1.00	30.00
510-441-012-000	1.00	30.00
510-441-013-000	1.00	30.00
510-441-014-000	1.00	30.00
510-441-015-000	1.00	30.00
510-441-016-000	1.00	30.00
510-441-017-000	1.00	30.00
510-441-018-000	1.00	30.00
510-441-019-000	1.00	30.00
510-441-020-000	1.00	30.00
510-441-021-000	1.00	30.00
510-441-022-000	1.00	30.00
510-441-023-000	1.00	30.00
510-441-024-000	1.00	30.00
510-441-025-000	2.00	60.00
510-441-026-000	1.00	30.00
510-441-027-000	1.00	30.00
510-441-028-000	1.00	30.00
510-441-029-000	1.00	30.00
510-441-030-000	1.00	30.00
510-451-001-000	1.00	30.00
510-451-002-000	1.00	30.00
510-451-003-000	1.00	30.00
510-451-004-000	1.00	30.00
510-451-005-000	1.00	30.00
510-451-007-000	1.00	30.00
510-451-008-000	1.00	30.00
510-451-009-000	1.00	30.00
510-451-010-000	1.00	30.00
510-451-011-000	1.00	30.00
510-451-012-000	1.00	30.00
510-451-013-000	1.00	30.00
510-451-014-000	1.00	30.00

McKinleyville Community Services District
Measure B Maintenance Assessment District
Fiscal Year 2021/22
(Sorted by Assessor's Parcel Number)

Assessor's Parcel Number	Equivalent Benefit Units	Charge
510-451-015-000	1.00	30.00
510-451-016-000	1.00	30.00
510-451-017-000	1.00	30.00
510-451-018-000	1.00	30.00
510-451-019-000	1.00	30.00
510-451-020-000	1.00	30.00
510-451-021-000	1.00	30.00
510-451-022-000	1.00	30.00
510-451-023-000	1.00	30.00
510-451-024-000	1.00	30.00
510-451-025-000	1.00	30.00
510-451-026-000	1.00	30.00
510-451-027-000	1.00	30.00
510-451-028-000	1.00	30.00
510-451-029-000	1.00	30.00
510-451-030-000	1.00	30.00
510-451-031-000	1.00	30.00
510-451-032-000	1.00	30.00
510-451-033-000	1.00	30.00
510-451-034-000	1.00	30.00
510-451-035-000	1.00	30.00
510-451-036-000	1.00	30.00
510-451-037-000	1.00	30.00
510-451-038-000	1.00	30.00
510-451-039-000	1.00	30.00
510-451-040-000	1.00	30.00
510-451-041-000	1.00	30.00
510-451-042-000	1.00	30.00
510-451-044-000	1.00	30.00
510-451-045-000	1.00	30.00
510-451-046-000	1.00	30.00
510-451-047-000	1.00	30.00
510-451-048-000	1.00	30.00
510-451-049-000	1.00	30.00
510-451-050-000	1.00	30.00
510-451-051-000	1.00	30.00
510-451-052-000	1.00	30.00
510-451-053-000	1.00	30.00
510-461-001-000	1.00	30.00
510-461-002-000	1.00	30.00
510-461-003-000	2.00	60.00
510-461-004-000	1.00	30.00
510-461-005-000	1.00	30.00
510-461-006-000	1.00	30.00
510-461-007-000	1.00	30.00
510-461-008-000	1.00	30.00
510-461-009-000	1.00	30.00
510-461-010-000	1.00	30.00
510-461-011-000	2.00	60.00
510-461-012-000	1.00	30.00
510-461-013-000	1.00	30.00
510-461-014-000	2.00	60.00
510-461-015-000	1.00	30.00
510-461-016-000	1.00	30.00
510-461-017-000	2.00	60.00

McKinleyville Community Services District
Measure B Maintenance Assessment District
Fiscal Year 2021/22
(Sorted by Assessor's Parcel Number)

Assessor's Parcel Number	Equivalent Benefit Units	Charge
510-461-018-000	1.00	30.00
510-461-019-000	1.00	30.00
510-461-020-000	1.00	30.00
510-461-021-000	1.00	30.00
510-461-022-000	1.00	30.00
510-461-023-000	1.00	30.00
510-461-024-000	1.00	30.00
510-461-025-000	1.00	30.00
510-461-026-000	1.00	30.00
510-461-027-000	2.00	60.00
510-461-028-000	1.00	30.00
510-461-029-000	1.00	30.00
510-461-030-000	1.00	30.00
510-461-031-000	1.00	30.00
510-461-032-000	1.00	30.00
510-461-033-000	2.00	60.00
510-461-034-000	1.00	30.00
510-461-035-000	1.00	30.00
510-461-036-000	1.00	30.00
510-461-037-000	1.00	30.00
510-461-038-000	1.00	30.00
510-461-039-000	1.00	30.00
510-461-040-000	1.00	30.00
510-461-041-000	1.00	30.00
510-461-042-000	1.00	30.00
510-461-043-000	1.00	30.00
510-461-044-000	2.00	60.00
510-461-045-000	1.00	30.00
510-461-046-000	1.00	30.00
510-461-047-000	1.00	30.00
510-461-048-000	2.00	60.00
510-461-049-000	1.00	30.00
510-461-050-000	1.00	30.00
510-461-051-000	1.00	30.00
510-471-001-000	1.00	30.00
510-471-002-000	1.00	30.00
510-471-003-000	1.00	30.00
510-471-004-000	1.00	30.00
510-471-005-000	1.00	30.00
510-471-006-000	1.00	30.00
510-471-007-000	1.00	30.00
510-471-008-000	1.00	30.00
510-471-009-000	1.00	30.00
510-471-010-000	1.00	30.00
510-471-011-000	1.00	30.00
510-471-012-000	1.00	30.00
510-471-013-000	1.00	30.00
510-471-014-000	1.00	30.00
510-471-015-000	1.00	30.00
510-471-016-000	1.00	30.00
510-471-017-000	1.00	30.00
510-471-018-000	1.00	30.00
510-471-019-000	5.00	150.00
510-471-020-000	5.00	150.00
510-471-021-000	5.00	150.00

McKinleyville Community Services District
Measure B Maintenance Assessment District
Fiscal Year 2021/22
(Sorted by Assessor's Parcel Number)

Assessor's Parcel Number	Equivalent Benefit Units	Charge
510-471-022-000	5.00	150.00
510-471-023-000	5.00	150.00
510-471-024-000	2.00	60.00
510-471-025-000	5.00	150.00
510-481-001-000	2.00	60.00
510-481-002-000	2.00	60.00
510-481-003-000	2.00	60.00
510-481-004-000	4.00	120.00
510-481-005-000	4.00	120.00
510-481-006-000	4.00	120.00
510-481-007-000	2.00	60.00
511-011-011-000	1.00	30.00
511-011-017-000	0.33	10.00
511-011-019-000	1.00	30.00
511-021-006-000	2.00	60.00
511-021-007-000	2.00	60.00
511-021-008-000	1.00	30.00
511-021-009-000	1.00	30.00
511-021-019-000	1.00	30.00
511-021-021-000	1.00	30.00
511-021-022-000	1.00	30.00
511-021-035-000	1.00	30.00
511-021-038-000	17.00	510.00
511-021-039-000	1.00	30.00
511-021-040-000	1.00	30.00
511-021-042-000	0.33	10.00
511-021-043-000	1.00	30.00
511-021-045-000	1.00	30.00
511-021-048-000	1.00	30.00
511-021-049-000	1.00	30.00
511-021-050-000	1.00	30.00
511-021-051-000	0.33	10.00
511-021-052-000	11.00	330.00
511-021-053-000	1.00	30.00
511-021-054-000	0.33	10.00
511-021-055-000	1.00	30.00
511-021-056-000	1.00	30.00
511-021-057-000	1.00	30.00
511-021-059-000	1.00	30.00
511-021-060-000	40.00	1200.00
511-021-061-000	1.00	30.00
511-021-062-000	1.00	30.00
511-021-063-000	2.00	60.00
511-021-064-000	0.33	10.00
511-021-065-000	0.33	10.00
511-031-005-000	1.00	30.00
511-031-011-000	1.00	30.00
511-031-012-000	1.00	30.00
511-031-017-000	1.00	30.00
511-031-018-000	2.00	60.00
511-031-019-000	1.00	30.00
511-031-022-000	1.00	30.00
511-031-036-000	1.00	30.00
511-031-038-000	1.00	30.00
511-031-042-000	1.00	30.00

McKinleyville Community Services District
Measure B Maintenance Assessment District
Fiscal Year 2021/22
(Sorted by Assessor's Parcel Number)

Assessor's Parcel Number	Equivalent Benefit Units	Charge
511-031-048-000	1.00	30.00
511-031-049-000	1.00	30.00
511-031-051-000	2.00	60.00
511-031-054-000	3.00	90.00
511-031-055-000	4.00	120.00
511-031-056-000	3.00	90.00
511-031-057-000	3.00	90.00
511-031-058-000	3.00	90.00
511-031-059-000	1.00	30.00
511-031-060-000	1.00	30.00
511-031-062-000	1.00	30.00
511-031-064-000	2.00	60.00
511-031-065-000	1.00	30.00
511-031-066-000	1.00	30.00
511-031-067-000	1.00	30.00
511-031-069-000	1.00	30.00
511-031-071-000	1.00	30.00
511-031-072-000	1.00	30.00
511-031-073-000	1.00	30.00
511-031-074-000	1.00	30.00
511-031-075-000	1.00	30.00
511-031-078-000	1.00	30.00
511-031-079-000	1.00	30.00
511-031-080-000	2.00	60.00
511-031-081-000	1.00	30.00
511-031-082-000	2.00	60.00
511-031-083-000	1.00	30.00
511-031-084-000	1.00	30.00
511-031-085-000	1.00	30.00
511-031-086-000	1.00	30.00
511-041-005-000	1.00	30.00
511-041-007-000	0.33	10.00
511-041-008-000	1.00	30.00
511-041-011-000	2.00	60.00
511-041-012-000	1.00	30.00
511-042-004-000	1.00	30.00
511-042-011-000	2.00	60.00
511-042-012-000	2.00	60.00
511-042-013-000	2.00	60.00
511-042-014-000	2.00	60.00
511-042-015-000	2.00	60.00
511-042-016-000	1.00	30.00
511-042-017-000	2.00	60.00
511-042-018-000	2.00	60.00
511-042-019-000	1.00	30.00
511-042-020-000	1.00	30.00
511-042-021-000	1.00	30.00
511-042-022-000	1.00	30.00
511-042-023-000	1.00	30.00
511-042-024-000	1.00	30.00
511-042-025-000	0.33	10.00
511-042-026-000	1.00	30.00
511-042-027-000	1.00	30.00
511-042-028-000	1.00	30.00
511-042-029-000	1.00	30.00

McKinleyville Community Services District
Measure B Maintenance Assessment District
Fiscal Year 2021/22
(Sorted by Assessor's Parcel Number)

Assessor's Parcel Number	Equivalent Benefit Units	Charge
511-042-030-000	1.00	30.00
511-042-031-000	1.00	30.00
511-042-032-000	1.00	30.00
511-042-033-000	1.00	30.00
511-042-034-000	0.33	10.00
511-042-035-000	1.00	30.00
511-042-036-000	1.00	30.00
511-042-037-000	1.00	30.00
511-042-038-000	1.00	30.00
511-042-039-000	1.00	30.00
511-042-040-000	1.00	30.00
511-042-041-000	1.00	30.00
511-042-042-000	1.00	30.00
511-042-043-000	1.00	30.00
511-042-044-000	1.00	30.00
511-042-045-000	1.00	30.00
511-042-046-000	1.00	30.00
511-052-001-000	2.00	60.00
511-052-002-000	1.00	30.00
511-052-003-000	1.00	30.00
511-052-004-000	1.00	30.00
511-052-005-000	1.00	30.00
511-052-006-000	1.00	30.00
511-052-007-000	1.00	30.00
511-052-008-000	0.33	10.00
511-052-009-000	1.00	30.00
511-052-010-000	1.00	30.00
511-052-011-000	1.00	30.00
511-052-012-000	2.00	60.00
511-052-015-000	1.00	30.00
511-052-016-000	1.00	30.00
511-052-017-000	1.00	30.00
511-052-018-000	1.00	30.00
511-052-019-000	1.00	30.00
511-052-020-000	2.00	60.00
511-052-021-000	0.33	10.00
511-052-022-000	1.00	30.00
511-052-023-000	1.00	30.00
511-052-024-000	1.00	30.00
511-052-025-000	1.00	30.00
511-052-026-000	1.00	30.00
511-052-027-000	1.00	30.00
511-052-028-000	1.00	30.00
511-052-029-000	1.00	30.00
511-052-030-000	1.00	30.00
511-052-031-000	1.00	30.00
511-052-032-000	1.00	30.00
511-052-033-000	1.00	30.00
511-052-034-000	1.00	30.00
511-052-035-000	1.00	30.00
511-052-036-000	1.00	30.00
511-052-037-000	1.00	30.00
511-052-038-000	1.00	30.00
511-052-039-000	1.00	30.00
511-052-040-000	1.00	30.00

McKinleyville Community Services District
Measure B Maintenance Assessment District
Fiscal Year 2021/22
(Sorted by Assessor's Parcel Number)

Assessor's Parcel Number	Equivalent Benefit Units	Charge
511-052-041-000	1.00	30.00
511-052-042-000	1.00	30.00
511-052-043-000	1.00	30.00
511-052-044-000	1.00	30.00
511-061-006-000	1.00	30.00
511-061-007-000	1.00	30.00
511-061-008-000	1.00	30.00
511-061-009-000	1.00	30.00
511-061-013-000	1.00	30.00
511-061-015-000	1.00	30.00
511-071-003-000	1.00	30.00
511-082-006-000	1.00	30.00
511-083-001-000	1.00	30.00
511-083-002-000	1.00	30.00
511-083-003-000	2.00	60.00
511-083-004-000	2.00	60.00
511-083-005-000	2.00	60.00
511-083-006-000	1.00	30.00
511-083-007-000	1.00	30.00
511-083-008-000	1.00	30.00
511-083-009-000	1.00	30.00
511-083-010-000	2.00	60.00
511-083-011-000	1.00	30.00
511-083-012-000	1.00	30.00
511-083-013-000	1.00	30.00
511-083-014-000	0.33	10.00
511-083-015-000	1.00	30.00
511-083-016-000	0.33	10.00
511-083-017-000	1.00	30.00
511-083-018-000	1.00	30.00
511-083-019-000	1.00	30.00
511-083-020-000	1.00	30.00
511-083-022-000	1.00	30.00
511-083-023-000	1.00	30.00
511-083-024-000	1.00	30.00
511-083-025-000	2.00	60.00
511-083-026-000	1.00	30.00
511-083-027-000	1.00	30.00
511-083-028-000	1.00	30.00
511-083-029-000	1.00	30.00
511-083-030-000	2.00	60.00
511-083-031-000	1.00	30.00
511-083-032-000	1.00	30.00
511-083-033-000	1.00	30.00
511-083-034-000	1.00	30.00
511-083-035-000	1.00	30.00
511-083-036-000	1.00	30.00
511-083-037-000	1.00	30.00
511-083-038-000	1.00	30.00
511-083-039-000	1.00	30.00
511-083-040-000	1.00	30.00
511-083-041-000	1.00	30.00
511-083-042-000	1.00	30.00
511-083-043-000	1.00	30.00
511-083-044-000	1.00	30.00

McKinleyville Community Services District
Measure B Maintenance Assessment District
Fiscal Year 2021/22
(Sorted by Assessor's Parcel Number)

Assessor's Parcel Number	Equivalent Benefit Units	Charge
511-083-045-000	1.00	30.00
511-083-046-000	1.00	30.00
511-083-047-000	1.00	30.00
511-083-048-000	1.00	30.00
511-083-049-000	1.00	30.00
511-083-050-000	1.00	30.00
511-083-051-000	1.00	30.00
511-083-052-000	1.00	30.00
511-083-053-000	1.00	30.00
511-084-004-000	1.00	30.00
511-084-005-000	1.00	30.00
511-084-007-000	1.00	30.00
511-084-008-000	2.00	60.00
511-084-010-000	1.00	30.00
511-084-013-000	1.00	30.00
511-084-014-000	1.00	30.00
511-084-015-000	1.00	30.00
511-084-016-000	1.00	30.00
511-084-017-000	1.00	30.00
511-084-018-000	1.00	30.00
511-084-019-000	1.00	30.00
511-084-020-000	2.00	60.00
511-084-021-000	0.33	10.00
511-084-022-000	0.33	10.00
511-084-023-000	0.33	10.00
511-084-024-000	0.33	10.00
511-084-025-000	1.00	30.00
511-084-026-000	1.00	30.00
511-084-027-000	1.00	30.00
511-084-028-000	2.00	60.00
511-084-029-000	2.00	60.00
511-084-030-000	0.33	10.00
511-084-031-000	0.33	10.00
511-084-032-000	0.33	10.00
511-084-033-000	0.33	10.00
511-084-034-000	0.33	10.00
511-084-035-000	1.00	30.00
511-084-036-000	0.33	10.00
511-084-037-000	0.33	10.00
511-084-038-000	0.33	10.00
511-084-039-000	0.33	10.00
511-084-040-000	1.00	30.00
511-084-041-000	0.33	10.00
511-084-042-000	2.00	60.00
511-084-043-000	1.00	30.00
511-084-044-000	1.00	30.00
511-084-045-000	1.00	30.00
511-084-047-000	1.00	30.00
511-084-048-000	1.00	30.00
511-084-049-000	1.00	30.00
511-084-050-000	1.00	30.00
511-084-051-000	1.00	30.00
511-084-052-000	1.00	30.00
511-084-053-000	1.00	30.00
511-084-054-000	1.00	30.00

McKinleyville Community Services District
Measure B Maintenance Assessment District
Fiscal Year 2021/22
(Sorted by Assessor's Parcel Number)

Assessor's Parcel Number	Equivalent Benefit Units	Charge
511-091-003-000	3.00	90.00
511-091-004-000	1.00	30.00
511-091-017-000	1.00	30.00
511-091-018-000	4.00	120.00
511-091-024-000	1.00	30.00
511-091-025-000	0.33	10.00
511-091-026-000	1.00	30.00
511-091-027-000	1.00	30.00
511-091-030-000	1.00	30.00
511-091-031-000	1.00	30.00
511-091-032-000	1.00	30.00
511-091-035-000	1.00	30.00
511-091-041-000	1.00	30.00
511-091-042-000	2.00	60.00
511-091-045-000	1.00	30.00
511-091-046-000	1.00	30.00
511-091-047-000	1.00	30.00
511-091-048-000	1.00	30.00
511-091-049-000	1.00	30.00
511-091-050-000	1.00	30.00
511-091-051-000	1.00	30.00
511-091-054-000	1.00	30.00
511-091-055-000	1.00	30.00
511-101-003-000	1.00	30.00
511-101-007-000	0.33	10.00
511-101-017-000	2.00	60.00
511-101-018-000	0.33	10.00
511-101-020-000	1.00	30.00
511-101-023-000	1.00	30.00
511-101-025-000	2.00	60.00
511-101-026-000	1.00	30.00
511-101-027-000	1.00	30.00
511-101-028-000	1.00	30.00
511-101-029-000	1.00	30.00
511-101-030-000	1.00	30.00
511-101-031-000	1.00	30.00
511-101-032-000	1.00	30.00
511-101-033-000	1.00	30.00
511-101-036-000	1.00	30.00
511-101-037-000	1.00	30.00
511-101-038-000	1.00	30.00
511-101-039-000	1.00	30.00
511-111-018-000	1.00	30.00
511-111-019-000	1.00	30.00
511-111-027-000	1.00	30.00
511-111-029-000	1.00	30.00
511-111-031-000	1.00	30.00
511-111-033-000	1.00	30.00
511-111-034-000	1.00	30.00
511-111-035-000	1.00	30.00
511-111-036-000	1.00	30.00
511-111-037-000	1.00	30.00
511-111-039-000	1.00	30.00
511-111-040-000	1.00	30.00
511-111-041-000	1.00	30.00

McKinleyville Community Services District
Measure B Maintenance Assessment District
Fiscal Year 2021/22
(Sorted by Assessor's Parcel Number)

Assessor's Parcel Number	Equivalent Benefit Units	Charge
511-111-043-000	1.00	30.00
511-111-044-000	1.00	30.00
511-111-045-000	1.00	30.00
511-111-046-000	1.00	30.00
511-111-056-000	0.33	10.00
511-111-057-000	0.33	10.00
511-111-059-000	0.33	10.00
511-111-061-000	3.03	90.90
511-111-063-000	1.51	45.30
511-121-005-000	1.00	30.00
511-121-007-000	1.00	30.00
511-121-011-000	1.00	30.00
511-121-012-000	1.00	30.00
511-121-013-000	1.00	30.00
511-121-014-000	1.00	30.00
511-121-015-000	1.00	30.00
511-121-016-000	1.00	30.00
511-122-004-000	1.00	30.00
511-122-008-000	1.00	30.00
511-122-009-000	1.00	30.00
511-122-012-000	2.00	60.00
511-122-013-000	0.33	10.00
511-122-019-000	2.00	60.00
511-122-021-000	1.00	30.00
511-122-024-000	1.00	30.00
511-122-028-000	2.00	60.00
511-122-030-000	2.00	60.00
511-122-035-000	1.00	30.00
511-122-037-000	1.00	30.00
511-122-043-000	0.33	10.00
511-122-045-000	0.33	10.00
511-122-046-000	1.00	30.00
511-122-047-000	1.00	30.00
511-122-048-000	1.00	30.00
511-122-050-000	1.00	30.00
511-122-051-000	1.00	30.00
511-122-052-000	1.00	30.00
511-122-053-000	1.00	30.00
511-122-054-000	2.00	60.00
511-122-055-000	2.00	60.00
511-122-056-000	2.00	60.00
511-122-061-000	2.00	60.00
511-122-062-000	1.00	30.00
511-122-063-000	1.00	30.00
511-131-003-000	1.00	30.00
511-131-005-000	1.00	30.00
511-131-011-000	1.00	30.00
511-131-012-000	2.00	60.00
511-131-016-000	2.28	68.40
511-131-017-000	1.00	30.00
511-131-018-000	1.00	30.00
511-131-019-000	0.33	10.00
511-131-021-000	1.00	30.00
511-131-022-000	1.00	30.00
511-131-025-000	1.00	30.00

McKinleyville Community Services District
Measure B Maintenance Assessment District
Fiscal Year 2021/22
(Sorted by Assessor's Parcel Number)

Assessor's Parcel Number	Equivalent Benefit Units	Charge
511-131-026-000	1.00	30.00
511-131-031-000	1.00	30.00
511-131-032-000	1.00	30.00
511-131-033-000	1.00	30.00
511-131-034-000	1.00	30.00
511-131-035-000	1.00	30.00
511-131-036-000	1.00	30.00
511-131-040-000	1.00	30.00
511-131-041-000	1.00	30.00
511-131-042-000	1.00	30.00
511-131-043-000	1.00	30.00
511-131-044-000	1.00	30.00
511-131-045-000	1.00	30.00
511-131-051-000	1.00	30.00
511-131-058-000	5.00	150.00
511-131-059-000	1.00	30.00
511-131-060-000	1.00	30.00
511-131-061-000	1.00	30.00
511-131-062-000	2.00	60.00
511-131-063-000	1.00	30.00
511-131-064-000	1.00	30.00
511-131-065-000	5.00	150.00
511-131-066-000	2.00	60.00
511-131-067-000	1.00	30.00
511-132-005-000	1.00	30.00
511-132-006-000	1.00	30.00
511-132-011-000	1.00	30.00
511-132-015-000	1.00	30.00
511-132-016-000	1.00	30.00
511-132-017-000	1.00	30.00
511-132-018-000	1.00	30.00
511-132-020-000	1.00	30.00
511-132-022-000	1.00	30.00
511-132-023-000	1.00	30.00
511-132-024-000	1.00	30.00
511-132-025-000	1.00	30.00
511-132-026-000	0.33	10.00
511-141-006-000	1.00	30.00
511-141-007-000	1.00	30.00
511-141-008-000	0.33	10.00
511-141-009-000	1.00	30.00
511-141-010-000	1.00	30.00
511-141-012-000	1.00	30.00
511-141-015-000	1.00	30.00
511-141-016-000	1.00	30.00
511-141-017-000	0.33	10.00
511-141-019-000	1.00	30.00
511-141-020-000	1.00	30.00
511-141-021-000	1.00	30.00
511-141-022-000	0.33	10.00
511-151-004-000	1.00	30.00
511-151-005-000	1.00	30.00
511-151-008-000	1.00	30.00
511-151-009-000	1.00	30.00
511-151-010-000	1.00	30.00

McKinleyville Community Services District
Measure B Maintenance Assessment District
Fiscal Year 2021/22
(Sorted by Assessor's Parcel Number)

Assessor's Parcel Number	Equivalent Benefit Units	Charge
511-151-011-000	1.00	30.00
511-161-002-000	0.33	10.00
511-161-004-000	0.33	10.00
511-161-005-000	0.33	10.00
511-181-001-000	0.33	10.00
511-181-002-000	0.33	10.00
511-181-003-000	0.33	10.00
511-182-001-000	0.33	10.00
511-182-005-000	1.00	30.00
511-182-006-000	1.00	30.00
511-182-007-000	1.00	30.00
511-182-008-000	1.00	30.00
511-182-009-000	1.00	30.00
511-182-010-000	1.00	30.00
511-191-003-000	1.00	30.00
511-191-009-000	1.00	30.00
511-191-014-000	1.00	30.00
511-191-015-000	0.33	10.00
511-191-024-000	1.00	30.00
511-191-025-000	1.00	30.00
511-191-026-000	1.00	30.00
511-191-027-000	1.00	30.00
511-191-028-000	1.00	30.00
511-191-029-000	1.00	30.00
511-191-030-000	1.00	30.00
511-191-034-000	2.00	60.00
511-191-035-000	1.00	30.00
511-191-037-000	1.00	30.00
511-201-010-000	2.00	60.00
511-201-018-000	1.00	30.00
511-201-020-000	1.00	30.00
511-201-021-000	1.00	30.00
511-201-022-000	1.00	30.00
511-201-025-000	1.00	30.00
511-201-026-000	1.00	30.00
511-201-027-000	1.00	30.00
511-201-028-000	1.00	30.00
511-201-040-000	1.00	30.00
511-201-042-000	1.00	30.00
511-201-043-000	1.00	30.00
511-201-046-000	1.00	30.00
511-201-047-000	1.00	30.00
511-202-003-000	3.00	90.00
511-202-006-000	1.00	30.00
511-202-007-000	5.00	150.00
511-202-008-000	2.00	60.00
511-202-011-000	1.00	30.00
511-202-012-000	1.00	30.00
511-202-013-000	1.00	30.00
511-202-014-000	1.00	30.00
511-202-021-000	1.00	30.00
511-202-022-000	1.00	30.00
511-202-023-000	1.00	30.00
511-202-024-000	1.00	30.00
511-202-025-000	1.00	30.00

McKinleyville Community Services District
Measure B Maintenance Assessment District
Fiscal Year 2021/22
(Sorted by Assessor's Parcel Number)

Assessor's Parcel Number	Equivalent Benefit Units	Charge
511-202-026-000	1.00	30.00
511-202-027-000	1.00	30.00
511-202-028-000	1.00	30.00
511-202-029-000	1.00	30.00
511-202-032-000	1.00	30.00
511-202-033-000	1.00	30.00
511-202-034-000	1.00	30.00
511-202-035-000	1.00	30.00
511-202-036-000	1.00	30.00
511-202-037-000	1.00	30.00
511-202-038-000	1.00	30.00
511-202-039-000	1.00	30.00
511-202-040-000	1.00	30.00
511-202-041-000	1.00	30.00
511-202-042-000	1.00	30.00
511-202-043-000	1.00	30.00
511-202-044-000	1.00	30.00
511-202-045-000	1.00	30.00
511-202-046-000	1.00	30.00
511-202-047-000	1.00	30.00
511-202-048-000	1.00	30.00
511-202-049-000	1.00	30.00
511-202-051-000	0.33	10.00
511-211-001-000	1.00	30.00
511-211-006-000	1.00	30.00
511-211-008-000	1.00	30.00
511-211-009-000	1.00	30.00
511-211-010-000	9.00	270.00
511-211-011-000	1.00	30.00
511-211-013-000	7.00	210.00
511-211-015-000	1.00	30.00
511-211-016-000	1.00	30.00
511-211-017-000	1.00	30.00
511-211-018-000	1.00	30.00
511-211-024-000	1.00	30.00
511-211-025-000	1.00	30.00
511-211-030-000	1.00	30.00
511-211-033-000	1.00	30.00
511-211-034-000	1.00	30.00
511-211-035-000	1.00	30.00
511-211-036-000	1.00	30.00
511-211-037-000	1.00	30.00
511-211-038-000	1.00	30.00
511-211-040-000	1.00	30.00
511-211-041-000	1.00	30.00
511-211-042-000	1.00	30.00
511-211-043-000	1.00	30.00
511-211-044-000	1.00	30.00
511-211-045-000	1.00	30.00
511-211-046-000	1.00	30.00
511-211-047-000	1.00	30.00
511-211-048-000	1.00	30.00
511-211-049-000	1.00	30.00
511-211-050-000	2.00	60.00
511-221-001-000	1.00	30.00

McKinleyville Community Services District
Measure B Maintenance Assessment District
Fiscal Year 2021/22
(Sorted by Assessor's Parcel Number)

Assessor's Parcel Number	Equivalent Benefit Units	Charge
511-221-002-000	1.00	30.00
511-221-003-000	1.00	30.00
511-221-004-000	2.00	60.00
511-221-006-000	1.00	30.00
511-221-007-000	1.00	30.00
511-221-008-000	1.00	30.00
511-221-009-000	1.00	30.00
511-221-010-000	1.00	30.00
511-221-011-000	1.00	30.00
511-221-012-000	1.00	30.00
511-221-013-000	1.00	30.00
511-222-001-000	4.00	120.00
511-222-002-000	1.00	30.00
511-222-003-000	1.00	30.00
511-222-004-000	1.00	30.00
511-222-005-000	1.00	30.00
511-222-006-000	1.00	30.00
511-222-007-000	1.00	30.00
511-231-001-000	1.00	30.00
511-231-002-000	1.00	30.00
511-231-003-000	1.00	30.00
511-231-005-000	3.00	90.00
511-231-006-000	4.00	120.00
511-231-008-000	1.00	30.00
511-231-011-000	1.00	30.00
511-231-013-000	2.00	60.00
511-231-018-000	1.00	30.00
511-231-021-000	1.00	30.00
511-231-022-000	1.00	30.00
511-231-023-000	1.00	30.00
511-231-024-000	1.00	30.00
511-231-025-000	0.33	10.00
511-231-028-000	1.00	30.00
511-231-030-000	1.00	30.00
511-231-033-000	1.00	30.00
511-231-034-000	1.00	30.00
511-231-036-000	1.00	30.00
511-231-037-000	2.00	60.00
511-231-038-000	0.33	10.00
511-231-039-000	1.00	30.00
511-231-040-000	1.00	30.00
511-241-002-000	2.00	60.00
511-241-004-000	1.00	30.00
511-241-020-000	1.00	30.00
511-241-026-000	1.00	30.00
511-241-032-000	1.00	30.00
511-241-035-000	1.00	30.00
511-241-036-000	1.00	30.00
511-241-037-000	1.00	30.00
511-241-038-000	1.00	30.00
511-241-039-000	1.00	30.00
511-241-043-000	1.00	30.00
511-241-044-000	1.00	30.00
511-241-045-000	0.33	10.00
511-241-046-000	1.00	30.00

McKinleyville Community Services District
Measure B Maintenance Assessment District
Fiscal Year 2021/22
(Sorted by Assessor's Parcel Number)

Assessor's Parcel Number	Equivalent Benefit Units	Charge
511-241-047-000	1.00	30.00
511-241-048-000	1.00	30.00
511-241-049-000	1.00	30.00
511-241-050-000	1.00	30.00
511-241-051-000	1.00	30.00
511-241-055-000	1.00	30.00
511-241-056-000	1.00	30.00
511-241-057-000	1.00	30.00
511-241-059-000	1.00	30.00
511-241-060-000	1.00	30.00
511-241-061-000	2.00	60.00
511-241-062-000	1.00	30.00
511-241-063-000	2.00	60.00
511-241-064-000	1.00	30.00
511-241-065-000	1.00	30.00
511-241-066-000	1.00	30.00
511-241-068-000	2.00	60.00
511-241-069-000	1.00	30.00
511-241-070-000	1.00	30.00
511-241-071-000	1.00	30.00
511-241-072-000	1.00	30.00
511-241-074-000	1.00	30.00
511-251-002-000	1.00	30.00
511-251-004-000	1.00	30.00
511-251-012-000	1.00	30.00
511-251-017-000	1.00	30.00
511-251-018-000	1.00	30.00
511-261-006-000	1.00	30.00
511-261-007-000	1.00	30.00
511-261-008-000	1.00	30.00
511-261-009-000	1.00	30.00
511-261-010-000	1.00	30.00
511-261-011-000	2.00	60.00
511-261-013-000	1.00	30.00
511-261-014-000	1.00	30.00
511-261-017-000	0.33	10.00
511-261-025-000	1.00	30.00
511-261-026-000	1.00	30.00
511-271-004-000	2.00	60.00
511-271-007-000	1.00	30.00
511-271-010-000	2.00	60.00
511-271-012-000	1.00	30.00
511-271-013-000	1.00	30.00
511-271-017-000	1.00	30.00
511-271-024-000	1.00	30.00
511-271-025-000	1.00	30.00
511-271-026-000	1.00	30.00
511-271-029-000	1.00	30.00
511-271-035-000	1.00	30.00
511-271-036-000	1.00	30.00
511-271-037-000	1.00	30.00
511-271-038-000	2.00	60.00
511-271-039-000	1.00	30.00
511-271-040-000	1.00	30.00
511-271-043-000	1.00	30.00

McKinleyville Community Services District
Measure B Maintenance Assessment District
Fiscal Year 2021/22
(Sorted by Assessor's Parcel Number)

Assessor's Parcel Number	Equivalent Benefit Units	Charge
511-271-051-000	0.33	10.00
511-271-052-000	1.00	30.00
511-271-055-000	0.33	10.00
511-271-056-000	1.00	30.00
511-271-057-000	1.00	30.00
511-271-058-000	1.00	30.00
511-271-059-000	1.00	30.00
511-271-060-000	1.00	30.00
511-271-061-000	1.00	30.00
511-271-062-000	1.00	30.00
511-271-063-000	1.00	30.00
511-271-064-000	1.00	30.00
511-271-065-000	1.00	30.00
511-271-067-000	1.00	30.00
511-271-068-000	1.00	30.00
511-271-069-000	1.00	30.00
511-271-070-000	0.33	10.00
511-271-071-000	1.00	30.00
511-271-072-000	1.00	30.00
511-271-073-000	1.00	30.00
511-271-074-000	1.00	30.00
511-271-075-000	1.00	30.00
511-271-076-000	1.00	30.00
511-271-077-000	1.00	30.00
511-271-078-000	1.00	30.00
511-271-080-000	1.00	30.00
511-271-082-000	4.00	120.00
511-271-083-000	3.00	90.00
511-281-003-000	1.00	30.00
511-281-007-000	2.00	60.00
511-281-008-000	1.00	30.00
511-281-011-000	1.00	30.00
511-281-012-000	0.33	10.00
511-281-015-000	1.00	30.00
511-281-025-000	2.00	60.00
511-281-027-000	1.00	30.00
511-281-028-000	2.00	60.00
511-281-029-000	1.00	30.00
511-281-033-000	1.00	30.00
511-281-034-000	1.00	30.00
511-281-035-000	1.00	30.00
511-281-036-000	1.00	30.00
511-281-039-000	1.00	30.00
511-281-040-000	1.00	30.00
511-281-041-000	1.00	30.00
511-281-042-000	1.00	30.00
511-281-043-000	1.00	30.00
511-281-044-000	1.00	30.00
511-281-045-000	1.00	30.00
511-281-046-000	1.00	30.00
511-281-052-000	1.00	30.00
511-281-053-000	1.00	30.00
511-281-054-000	1.00	30.00
511-281-055-000	1.00	30.00
511-281-056-000	1.00	30.00

McKinleyville Community Services District
Measure B Maintenance Assessment District
Fiscal Year 2021/22
(Sorted by Assessor's Parcel Number)

Assessor's Parcel Number	Equivalent Benefit Units	Charge
511-281-057-000	1.00	30.00
511-281-058-000	1.00	30.00
511-281-059-000	0.33	10.00
511-281-060-000	1.00	30.00
511-281-061-000	1.00	30.00
511-281-062-000	1.00	30.00
511-281-063-000	1.00	30.00
511-281-064-000	2.00	60.00
511-281-065-000	0.33	10.00
511-281-066-000	1.00	30.00
511-281-067-000	1.00	30.00
511-291-002-000	1.00	30.00
511-291-003-000	1.00	30.00
511-291-004-000	2.00	60.00
511-291-008-000	1.00	30.00
511-291-009-000	1.00	30.00
511-291-020-000	1.00	30.00
511-291-021-000	1.00	30.00
511-291-028-000	1.00	30.00
511-291-032-000	1.00	30.00
511-291-033-000	1.00	30.00
511-291-034-000	1.00	30.00
511-291-035-000	0.33	10.00
511-291-037-000	3.75	112.50
511-291-039-000	1.00	30.00
511-291-040-000	1.00	30.00
511-291-041-000	1.00	30.00
511-291-042-000	1.00	30.00
511-291-043-000	1.00	30.00
511-291-044-000	1.00	30.00
511-291-045-000	0.33	10.00
511-291-046-000	1.00	30.00
511-291-047-000	1.00	30.00
511-291-048-000	1.00	30.00
511-291-049-000	2.00	60.00
511-291-051-000	1.00	30.00
511-301-005-000	1.00	30.00
511-301-011-000	0.33	10.00
511-301-014-000	1.00	30.00
511-301-021-000	1.00	30.00
511-321-004-000	1.00	30.00
511-321-010-000	1.00	30.00
511-321-018-000	1.00	30.00
511-321-019-000	1.00	30.00
511-321-020-000	1.00	30.00
511-321-021-000	1.00	30.00
511-321-022-000	1.00	30.00
511-321-024-000	1.00	30.00
511-321-027-000	2.00	60.00
511-321-028-000	1.00	30.00
511-321-030-000	1.00	30.00
511-321-031-000	1.00	30.00
511-321-032-000	1.00	30.00
511-321-035-000	1.00	30.00
511-321-037-000	1.00	30.00

McKinleyville Community Services District
Measure B Maintenance Assessment District
Fiscal Year 2021/22
(Sorted by Assessor's Parcel Number)

Assessor's Parcel Number	Equivalent Benefit Units	Charge
511-321-038-000	1.00	30.00
511-321-039-000	1.00	30.00
511-321-040-000	1.00	30.00
511-321-041-000	1.00	30.00
511-321-042-000	1.00	30.00
511-321-044-000	1.00	30.00
511-321-045-000	1.00	30.00
511-321-048-000	1.00	30.00
511-321-049-000	1.00	30.00
511-321-050-000	1.00	30.00
511-321-051-000	1.00	30.00
511-331-008-000	1.00	30.00
511-331-012-000	1.00	30.00
511-331-013-000	1.00	30.00
511-331-014-000	1.00	30.00
511-331-015-000	3.00	90.00
511-331-018-000	1.42	42.60
511-341-008-000	1.00	30.00
511-341-011-000	1.00	30.00
511-341-013-000	1.00	30.00
511-341-018-000	1.00	30.00
511-341-020-000	1.00	30.00
511-341-024-000	1.00	30.00
511-341-026-000	1.00	30.00
511-341-029-000	1.00	30.00
511-341-031-000	1.00	30.00
511-341-033-000	1.00	30.00
511-341-034-000	1.00	30.00
511-341-036-000	1.00	30.00
511-341-037-000	1.00	30.00
511-341-038-000	1.00	30.00
511-341-039-000	1.00	30.00
511-341-042-000	1.00	30.00
511-341-046-000	1.00	30.00
511-341-047-000	1.00	30.00
511-341-048-000	1.00	30.00
511-341-049-000	1.00	30.00
511-341-050-000	1.00	30.00
511-341-051-000	1.00	30.00
511-342-003-000	1.00	30.00
511-342-004-000	2.32	69.60
511-342-006-000	1.00	30.00
511-342-008-000	1.00	30.00
511-342-009-000	1.00	30.00
511-342-010-000	1.00	30.00
511-361-003-000	3.75	112.50
511-361-005-000	1.00	30.00
511-361-006-000	1.00	30.00
511-361-007-000	1.00	30.00
511-361-008-000	1.00	30.00
511-361-009-000	1.00	30.00
511-361-012-000	1.00	30.00
511-361-013-000	2.00	60.00
511-361-021-000	1.00	30.00
511-361-022-000	1.00	30.00

McKinleyville Community Services District
Measure B Maintenance Assessment District
Fiscal Year 2021/22
(Sorted by Assessor's Parcel Number)

Assessor's Parcel Number	Equivalent Benefit Units	Charge
511-361-023-000	1.00	30.00
511-361-027-000	1.00	30.00
511-361-028-000	3.00	90.00
511-361-031-000	2.00	60.00
511-361-032-000	1.00	30.00
511-361-035-000	1.00	30.00
511-361-039-000	1.00	30.00
511-361-040-000	1.00	30.00
511-361-044-000	1.00	30.00
511-361-045-000	1.00	30.00
511-361-046-000	0.33	10.00
511-361-047-000	1.00	30.00
511-361-048-000	1.00	30.00
511-361-049-000	1.00	30.00
511-361-050-000	1.00	30.00
511-361-054-000	1.00	30.00
511-361-055-000	1.00	30.00
511-361-056-000	1.00	30.00
511-361-057-000	1.00	30.00
511-361-058-000	1.00	30.00
511-361-061-000	2.00	60.00
511-361-062-000	1.00	30.00
511-361-063-000	1.00	30.00
511-361-064-000	1.00	30.00
511-361-065-000	1.00	30.00
511-361-066-000	1.00	30.00
511-361-067-000	1.00	30.00
511-361-068-000	1.00	30.00
511-361-069-000	1.00	30.00
511-361-070-000	1.00	30.00
511-361-071-000	1.00	30.00
511-361-072-000	1.00	30.00
511-361-073-000	1.00	30.00
511-361-074-000	1.00	30.00
511-361-075-000	1.00	30.00
511-361-076-000	1.00	30.00
511-361-077-000	1.00	30.00
511-361-078-000	1.00	30.00
511-361-079-000	1.00	30.00
511-361-080-000	2.00	60.00
511-361-081-000	1.00	30.00
511-361-082-000	1.00	30.00
511-361-083-000	1.00	30.00
511-361-084-000	1.00	30.00
511-361-085-000	1.00	30.00
511-361-086-000	2.00	60.00
511-361-087-000	2.00	60.00
511-361-088-000	0.33	10.00
511-361-089-000	1.00	30.00
511-381-002-000	1.00	30.00
511-381-003-000	1.00	30.00
511-381-004-000	1.00	30.00
511-381-005-000	1.00	30.00
511-381-006-000	1.00	30.00
511-381-007-000	1.00	30.00

McKinleyville Community Services District
Measure B Maintenance Assessment District
Fiscal Year 2021/22
(Sorted by Assessor's Parcel Number)

Assessor's Parcel Number	Equivalent Benefit Units	Charge
511-381-008-000	1.00	30.00
511-381-009-000	1.00	30.00
511-381-010-000	1.00	30.00
511-381-011-000	1.00	30.00
511-381-012-000	1.00	30.00
511-381-013-000	1.00	30.00
511-381-014-000	1.00	30.00
511-381-015-000	1.00	30.00
511-381-016-000	1.00	30.00
511-381-017-000	3.75	112.50
511-381-018-000	1.00	30.00
511-381-026-000	1.00	30.00
511-381-027-000	1.00	30.00
511-381-028-000	1.00	30.00
511-381-029-000	1.00	30.00
511-381-030-000	1.00	30.00
511-381-031-000	1.00	30.00
511-381-032-000	0.33	10.00
511-381-033-000	1.00	30.00
511-390-003-000	1.00	30.00
511-390-004-000	1.00	30.00
511-390-005-000	1.00	30.00
511-390-006-000	0.33	10.00
511-390-007-000	1.00	30.00
511-390-008-000	0.33	10.00
511-390-009-000	1.00	30.00
511-390-010-000	1.00	30.00
511-390-011-000	1.00	30.00
511-390-012-000	1.00	30.00
511-390-013-000	1.00	30.00
511-390-014-000	1.00	30.00
511-390-015-000	1.00	30.00
511-390-016-000	1.00	30.00
511-390-018-000	1.00	30.00
511-390-021-000	1.00	30.00
511-390-022-000	1.00	30.00
511-390-023-000	1.00	30.00
511-390-024-000	1.00	30.00
511-390-025-000	0.33	10.00
511-390-029-000	1.00	30.00
511-390-031-000	1.00	30.00
511-390-033-000	1.00	30.00
511-401-001-000	1.00	30.00
511-401-002-000	2.00	60.00
511-401-003-000	2.00	60.00
511-401-004-000	1.00	30.00
511-401-005-000	1.00	30.00
511-401-006-000	1.00	30.00
511-401-007-000	1.00	30.00
511-401-008-000	1.00	30.00
511-401-009-000	1.00	30.00
511-401-010-000	1.00	30.00
511-401-011-000	1.00	30.00
511-401-012-000	1.00	30.00
511-401-013-000	1.00	30.00

McKinleyville Community Services District
Measure B Maintenance Assessment District
Fiscal Year 2021/22
(Sorted by Assessor's Parcel Number)

Assessor's Parcel Number	Equivalent Benefit Units	Charge
511-401-014-000	1.00	30.00
511-401-015-000	1.00	30.00
511-401-016-000	1.00	30.00
511-401-017-000	1.00	30.00
511-401-018-000	1.00	30.00
511-401-019-000	1.00	30.00
511-401-020-000	1.00	30.00
511-401-021-000	1.00	30.00
511-401-022-000	1.00	30.00
511-401-023-000	1.00	30.00
511-401-024-000	1.00	30.00
511-401-025-000	1.00	30.00
511-401-026-000	1.00	30.00
511-401-027-000	2.00	60.00
511-401-028-000	1.00	30.00
511-401-029-000	1.00	30.00
511-401-030-000	1.00	30.00
511-401-031-000	1.00	30.00
511-401-032-000	1.00	30.00
511-401-033-000	0.33	10.00
511-401-034-000	2.00	60.00
511-401-035-000	1.00	30.00
511-401-036-000	1.00	30.00
511-401-037-000	1.00	30.00
511-401-038-000	1.00	30.00
511-401-039-000	0.33	10.00
511-411-001-000	1.00	30.00
511-411-002-000	1.00	30.00
511-411-003-000	1.00	30.00
511-411-004-000	1.00	30.00
511-411-005-000	1.00	30.00
511-411-006-000	1.00	30.00
511-411-007-000	1.00	30.00
511-411-008-000	1.00	30.00
511-411-009-000	1.00	30.00
511-411-010-000	1.00	30.00
511-411-011-000	1.00	30.00
511-411-012-000	1.00	30.00
511-411-013-000	1.00	30.00
511-411-014-000	1.00	30.00
511-411-015-000	1.00	30.00
511-411-016-000	1.00	30.00
511-411-018-000	1.00	30.00
511-411-019-000	1.00	30.00
511-411-020-000	1.00	30.00
511-411-021-000	1.00	30.00
511-411-022-000	1.00	30.00
511-411-023-000	1.00	30.00
511-411-024-000	1.00	30.00
511-411-025-000	1.00	30.00
511-411-026-000	1.00	30.00
511-411-027-000	1.00	30.00
511-411-028-000	1.00	30.00
511-411-029-000	1.00	30.00
511-412-001-000	1.00	30.00

McKinleyville Community Services District
Measure B Maintenance Assessment District
Fiscal Year 2021/22
(Sorted by Assessor's Parcel Number)

Assessor's Parcel Number	Equivalent Benefit Units	Charge
511-412-002-000	1.00	30.00
511-412-003-000	1.00	30.00
511-412-004-000	1.00	30.00
511-412-005-000	1.00	30.00
511-412-006-000	1.00	30.00
511-412-007-000	1.00	30.00
511-412-008-000	1.00	30.00
511-412-009-000	1.00	30.00
511-412-010-000	1.00	30.00
511-412-013-000	1.00	30.00
511-412-014-000	1.00	30.00
511-412-015-000	1.00	30.00
511-412-017-000	1.00	30.00
511-422-001-000	1.00	30.00
511-422-002-000	1.00	30.00
511-422-003-000	1.00	30.00
511-422-004-000	1.00	30.00
511-422-005-000	1.00	30.00
511-422-006-000	1.00	30.00
511-422-007-000	1.00	30.00
511-422-008-000	1.00	30.00
511-422-009-000	1.00	30.00
511-422-010-000	1.00	30.00
511-422-011-000	1.00	30.00
511-422-012-000	1.00	30.00
511-422-013-000	1.00	30.00
511-422-014-000	1.00	30.00
511-422-015-000	1.00	30.00
511-422-016-000	1.00	30.00
511-422-017-000	1.00	30.00
511-422-018-000	1.00	30.00
511-422-019-000	1.00	30.00
511-422-020-000	1.00	30.00
511-422-021-000	1.00	30.00
511-422-022-000	1.00	30.00
511-422-023-000	1.00	30.00
511-422-024-000	1.00	30.00
511-422-025-000	1.00	30.00
511-423-001-000	1.00	30.00
511-423-002-000	1.00	30.00
511-423-003-000	1.00	30.00
511-423-004-000	1.00	30.00
511-423-005-000	1.00	30.00
511-423-006-000	1.00	30.00
511-423-007-000	1.00	30.00
511-423-008-000	1.00	30.00
511-423-009-000	1.00	30.00
511-423-010-000	1.00	30.00
511-423-011-000	1.00	30.00
511-423-012-000	1.00	30.00
511-423-013-000	1.00	30.00
511-423-014-000	1.00	30.00
511-423-015-000	1.00	30.00
511-423-016-000	1.00	30.00
511-423-017-000	1.00	30.00

McKinleyville Community Services District
Measure B Maintenance Assessment District
Fiscal Year 2021/22
(Sorted by Assessor's Parcel Number)

Assessor's Parcel Number	Equivalent Benefit Units	Charge
511-423-018-000	1.00	30.00
511-423-019-000	1.00	30.00
511-423-020-000	1.00	30.00
511-423-021-000	1.00	30.00
511-423-022-000	1.00	30.00
511-423-023-000	1.00	30.00
511-423-024-000	1.00	30.00
511-423-025-000	1.00	30.00
511-423-026-000	1.00	30.00
511-423-027-000	1.00	30.00
511-423-028-000	1.00	30.00
511-423-029-000	1.00	30.00
511-423-030-000	1.00	30.00
511-423-031-000	1.00	30.00
511-423-032-000	1.00	30.00
511-423-033-000	1.00	30.00
511-423-034-000	1.00	30.00
511-423-035-000	1.00	30.00
511-423-036-000	1.00	30.00
511-423-037-000	1.00	30.00
511-423-038-000	1.00	30.00
511-423-039-000	1.00	30.00
511-424-001-000	1.00	30.00
511-424-002-000	1.00	30.00
511-424-003-000	1.00	30.00
511-424-004-000	1.00	30.00
511-424-005-000	1.00	30.00
511-424-006-000	1.00	30.00
511-424-007-000	1.00	30.00
511-424-008-000	1.00	30.00
511-424-009-000	1.00	30.00
511-424-010-000	1.00	30.00
511-424-011-000	1.00	30.00
511-424-012-000	1.00	30.00
511-424-013-000	1.00	30.00
511-424-014-000	1.00	30.00
511-424-015-000	1.00	30.00
511-424-016-000	2.00	60.00
511-424-017-000	2.00	60.00
511-424-018-000	1.00	30.00
511-424-019-000	1.00	30.00
511-424-020-000	1.00	30.00
511-424-021-000	1.00	30.00
511-424-022-000	1.00	30.00
511-424-023-000	1.00	30.00
511-424-024-000	1.00	30.00
511-424-025-000	1.00	30.00
511-424-026-000	1.00	30.00
511-424-027-000	1.00	30.00
511-424-028-000	1.00	30.00
511-424-029-000	1.00	30.00
511-424-030-000	1.00	30.00
511-424-031-000	1.00	30.00
511-424-032-000	1.00	30.00
511-424-033-000	1.00	30.00

McKinleyville Community Services District
Measure B Maintenance Assessment District
Fiscal Year 2021/22
(Sorted by Assessor's Parcel Number)

Assessor's Parcel Number	Equivalent Benefit Units	Charge
511-424-034-000	1.00	30.00
511-424-035-000	1.00	30.00
511-424-036-000	1.00	30.00
511-424-037-000	1.00	30.00
511-424-038-000	1.00	30.00
511-424-039-000	1.00	30.00
511-424-040-000	2.00	60.00
511-431-002-000	1.00	30.00
511-431-004-000	1.00	30.00
511-431-006-000	1.00	30.00
511-431-007-000	1.00	30.00
511-431-008-000	1.00	30.00
511-431-009-000	1.00	30.00
511-431-010-000	1.00	30.00
511-431-011-000	1.00	30.00
511-431-012-000	1.00	30.00
511-431-013-000	1.00	30.00
511-431-014-000	1.00	30.00
511-431-018-000	1.00	30.00
511-431-019-000	2.00	60.00
511-431-020-000	1.00	30.00
511-431-021-000	1.00	30.00
511-431-022-000	1.00	30.00
511-431-023-000	1.00	30.00
511-431-024-000	1.00	30.00
511-431-025-000	2.00	60.00
511-431-026-000	1.00	30.00
511-431-027-000	1.00	30.00
511-431-028-000	1.00	30.00
511-431-029-000	1.00	30.00
511-431-030-000	1.00	30.00
511-431-031-000	2.00	60.00
511-431-032-000	1.00	30.00
511-431-033-000	1.00	30.00
511-431-034-000	1.00	30.00
511-431-035-000	1.00	30.00
511-431-036-000	1.00	30.00
511-431-037-000	1.00	30.00
511-431-038-000	1.00	30.00
511-431-039-000	1.00	30.00
511-431-040-000	1.00	30.00
511-431-041-000	1.00	30.00
511-431-042-000	1.00	30.00
511-431-043-000	2.00	60.00
511-431-044-000	1.00	30.00
511-431-045-000	1.00	30.00
511-431-046-000	1.00	30.00
511-431-047-000	1.00	30.00
511-431-048-000	1.00	30.00
511-431-049-000	1.00	30.00
511-431-050-000	1.00	30.00
511-431-051-000	1.00	30.00
511-431-052-000	1.00	30.00
511-431-053-000	1.00	30.00
511-431-054-000	1.00	30.00

McKinleyville Community Services District
Measure B Maintenance Assessment District
Fiscal Year 2021/22
(Sorted by Assessor's Parcel Number)

Assessor's Parcel Number	Equivalent Benefit Units	Charge
511-431-055-000	2.00	60.00
511-431-056-000	1.00	30.00
511-431-057-000	1.00	30.00
511-431-058-000	1.00	30.00
511-431-059-000	2.00	60.00
511-431-060-000	1.00	30.00
511-431-061-000	0.33	10.00
511-431-063-000	1.00	30.00
511-431-064-000	1.00	30.00
511-431-065-000	1.00	30.00
511-431-066-000	1.00	30.00
511-431-067-000	1.00	30.00
511-431-068-000	1.00	30.00
511-431-069-000	1.00	30.00
511-431-070-000	1.00	30.00
511-431-071-000	1.00	30.00
511-431-072-000	1.00	30.00
511-431-073-000	1.00	30.00
511-441-003-000	1.00	30.00
511-441-004-000	1.00	30.00
511-441-005-000	1.00	30.00
511-441-006-000	1.00	30.00
511-441-007-000	1.00	30.00
511-441-008-000	1.00	30.00
511-441-009-000	1.00	30.00
511-441-010-000	1.00	30.00
511-441-011-000	1.00	30.00
511-441-012-000	1.00	30.00
511-441-013-000	1.00	30.00
511-441-014-000	1.00	30.00
511-441-015-000	1.00	30.00
511-441-016-000	1.00	30.00
511-441-017-000	1.00	30.00
511-441-018-000	1.00	30.00
511-441-019-000	1.00	30.00
511-441-020-000	1.00	30.00
511-441-021-000	1.00	30.00
511-441-022-000	1.00	30.00
511-441-023-000	1.00	30.00
511-441-024-000	1.00	30.00
511-441-025-000	1.00	30.00
511-441-026-000	1.00	30.00
511-441-027-000	1.00	30.00
511-441-028-000	1.00	30.00
511-441-029-000	1.00	30.00
511-441-030-000	1.00	30.00
511-441-031-000	1.00	30.00
511-441-032-000	1.00	30.00
511-441-033-000	1.00	30.00
511-441-034-000	1.00	30.00
511-441-035-000	1.00	30.00
511-441-036-000	1.00	30.00
511-441-037-000	1.00	30.00
511-441-038-000	1.00	30.00
511-441-039-000	1.00	30.00

McKinleyville Community Services District
Measure B Maintenance Assessment District
Fiscal Year 2021/22
(Sorted by Assessor's Parcel Number)

Assessor's Parcel Number	Equivalent Benefit Units	Charge
511-441-040-000	1.00	30.00
511-441-042-000	1.00	30.00
511-441-043-000	1.00	30.00
511-441-044-000	1.00	30.00
511-441-045-000	1.00	30.00
511-441-046-000	1.00	30.00
511-441-047-000	1.00	30.00
511-441-048-000	1.00	30.00
511-441-049-000	1.00	30.00
511-441-050-000	1.00	30.00
511-441-051-000	1.00	30.00
511-441-052-000	1.00	30.00
511-441-053-000	1.00	30.00
511-441-054-000	1.00	30.00
511-441-055-000	1.00	30.00
511-441-056-000	1.00	30.00
511-441-057-000	1.00	30.00
511-441-058-000	1.00	30.00
511-441-059-000	1.00	30.00
511-441-060-000	1.00	30.00
511-441-061-000	1.00	30.00
511-441-062-000	1.00	30.00
511-441-063-000	1.00	30.00
511-441-064-000	1.00	30.00
511-441-065-000	1.00	30.00
511-441-066-000	1.00	30.00
511-441-067-000	1.00	30.00
511-441-068-000	1.00	30.00
511-441-069-000	1.00	30.00
511-441-070-000	1.00	30.00
511-441-071-000	1.00	30.00
511-441-072-000	1.00	30.00
511-441-073-000	1.00	30.00
511-441-074-000	1.00	30.00
511-441-075-000	1.00	30.00
511-441-076-000	1.00	30.00
511-441-077-000	1.00	30.00
511-441-078-000	1.00	30.00
511-441-079-000	1.00	30.00
511-441-080-000	1.00	30.00
511-441-081-000	1.00	30.00
511-441-082-000	1.00	30.00
511-441-083-000	1.00	30.00
511-441-084-000	1.00	30.00
511-441-085-000	1.00	30.00
511-441-086-000	1.00	30.00
511-442-001-000	1.00	30.00
511-442-002-000	1.00	30.00
511-442-003-000	1.00	30.00
511-442-004-000	1.00	30.00
511-442-005-000	1.00	30.00
511-442-006-000	1.00	30.00
511-442-007-000	1.00	30.00
511-442-008-000	1.00	30.00
511-442-009-000	1.00	30.00

McKinleyville Community Services District
Measure B Maintenance Assessment District
Fiscal Year 2021/22
(Sorted by Assessor's Parcel Number)

Assessor's Parcel Number	Equivalent Benefit Units	Charge
511-442-010-000	1.00	30.00
511-442-011-000	1.00	30.00
511-442-012-000	1.00	30.00
511-442-013-000	1.00	30.00
511-442-014-000	1.00	30.00
511-442-015-000	1.00	30.00
511-442-016-000	1.00	30.00
511-442-017-000	1.00	30.00
511-442-018-000	1.00	30.00
511-442-019-000	1.00	30.00
511-443-002-000	1.00	30.00
511-443-003-000	1.00	30.00
511-443-004-000	1.00	30.00
511-443-005-000	1.00	30.00
511-443-006-000	1.00	30.00
511-443-009-000	1.00	30.00
511-443-010-000	1.00	30.00
511-443-011-000	1.00	30.00
511-443-012-000	0.33	10.00
511-443-013-000	1.00	30.00
511-443-014-000	1.00	30.00
511-443-015-000	6.00	180.00
511-443-016-000	1.00	30.00
511-443-017-000	1.00	30.00
511-450-001-000	1.00	30.00
511-450-002-000	1.00	30.00
511-450-003-000	1.00	30.00
511-450-004-000	1.00	30.00
511-450-005-000	1.00	30.00
511-450-006-000	1.00	30.00
511-450-007-000	1.00	30.00
511-450-008-000	1.00	30.00
511-450-009-000	1.00	30.00
511-450-010-000	1.00	30.00
511-450-011-000	1.00	30.00
511-450-012-000	1.00	30.00
511-450-013-000	1.00	30.00
511-450-014-000	1.00	30.00
511-450-015-000	1.00	30.00
511-450-016-000	1.00	30.00
511-450-017-000	1.00	30.00
511-450-018-000	1.00	30.00
511-450-019-000	1.00	30.00
511-450-020-000	1.00	30.00
511-450-021-000	1.00	30.00
511-450-022-000	1.00	30.00
511-450-023-000	1.00	30.00
511-450-024-000	1.00	30.00
511-450-025-000	1.00	30.00
511-450-026-000	1.00	30.00
511-450-027-000	1.00	30.00
511-450-028-000	1.00	30.00
511-450-029-000	1.00	30.00
511-461-001-000	2.25	67.50
511-461-002-000	0.33	10.00

McKinleyville Community Services District
Measure B Maintenance Assessment District
Fiscal Year 2021/22
(Sorted by Assessor's Parcel Number)

Assessor's Parcel Number	Equivalent Benefit Units	Charge
511-461-003-000	1.00	30.00
511-461-005-000	0.33	10.00
511-461-006-000	0.33	10.00
511-461-007-000	0.33	10.00
511-461-008-000	0.33	10.00
511-461-009-000	0.33	10.00
511-461-010-000	0.33	10.00
511-461-011-000	0.33	10.00
511-461-012-000	0.33	10.00
511-461-013-000	0.33	10.00
511-461-014-000	0.33	10.00
511-461-015-000	0.33	10.00
511-461-016-000	0.33	10.00
511-461-019-000	1.00	30.00
511-461-020-000	0.33	10.00
511-461-021-000	0.33	10.00
511-461-022-000	0.33	10.00
511-461-023-000	0.33	10.00
511-461-024-000	0.33	10.00
511-461-027-000	0.33	10.00
511-461-028-000	0.33	10.00
511-461-029-000	0.33	10.00
511-461-030-000	0.33	10.00
511-461-031-000	0.33	10.00
511-461-032-000	0.33	10.00
511-461-033-000	0.33	10.00
511-461-034-000	0.33	10.00
511-461-035-000	0.33	10.00
511-461-036-000	1.00	30.00
511-461-037-000	1.00	30.00
511-461-038-000	1.00	30.00
511-461-039-000	1.00	30.00
511-471-001-000	1.00	30.00
511-471-002-000	1.00	30.00
511-471-003-000	0.33	10.00
511-471-004-000	0.33	10.00
511-471-005-000	1.00	30.00
511-471-006-000	1.00	30.00
511-471-007-000	1.00	30.00
511-471-008-000	1.00	30.00
511-471-009-000	0.33	10.00
511-471-010-000	1.00	30.00
511-471-011-000	0.33	10.00
511-471-012-000	0.33	10.00
511-471-013-000	0.33	10.00
511-471-014-000	1.00	30.00
511-471-015-000	1.00	30.00
511-471-016-000	0.33	10.00
511-471-017-000	0.33	10.00
511-471-018-000	0.33	10.00
511-471-019-000	1.00	30.00
511-471-020-000	0.33	10.00
511-471-021-000	0.33	10.00
511-471-022-000	1.00	30.00
511-471-023-000	1.00	30.00

McKinleyville Community Services District
Measure B Maintenance Assessment District
Fiscal Year 2021/22
(Sorted by Assessor's Parcel Number)

Assessor's Parcel Number	Equivalent Benefit Units	Charge
511-471-024-000	0.33	10.00
511-471-025-000	0.33	10.00
511-471-026-000	0.33	10.00
511-471-027-000	0.33	10.00
511-471-028-000	0.33	10.00
511-471-029-000	1.00	30.00
511-471-030-000	0.33	10.00
511-471-031-000	0.33	10.00
511-471-032-000	0.33	10.00
511-471-033-000	0.33	10.00
511-471-034-000	1.00	30.00
511-471-035-000	1.00	30.00
511-471-036-000	1.00	30.00
511-471-037-000	0.33	10.00
511-481-001-000	2.00	60.00
511-481-002-000	1.00	30.00
511-481-003-000	1.00	30.00
511-481-004-000	1.00	30.00
511-481-005-000	1.00	30.00
511-481-006-000	1.00	30.00
511-481-007-000	1.00	30.00
511-481-008-000	2.00	60.00
511-481-009-000	1.00	30.00
511-481-010-000	1.00	30.00
511-481-011-000	2.00	60.00
511-481-012-000	1.00	30.00
511-481-013-000	1.00	30.00
511-481-014-000	1.00	30.00
511-481-015-000	1.00	30.00
511-481-016-000	1.00	30.00
511-481-017-000	1.00	30.00
511-481-018-000	1.00	30.00
511-481-019-000	2.00	60.00
511-481-020-000	1.00	30.00
511-481-021-000	1.00	30.00
511-481-022-000	1.00	30.00
511-481-023-000	1.00	30.00
511-481-024-000	1.00	30.00
511-481-025-000	1.00	30.00
511-481-026-000	1.00	30.00
511-481-027-000	1.00	30.00
511-481-028-000	1.00	30.00
511-481-029-000	1.00	30.00
511-481-030-000	0.33	10.00
511-481-031-000	1.00	30.00
511-481-032-000	1.00	30.00
511-491-001-000	0.33	10.00
511-491-002-000	1.00	30.00
511-491-003-000	1.00	30.00
511-491-004-000	0.33	10.00
511-491-005-000	1.00	30.00
511-491-006-000	0.33	10.00
511-491-010-000	1.00	30.00
511-491-012-000	1.00	30.00
511-491-013-000	1.00	30.00

McKinleyville Community Services District
Measure B Maintenance Assessment District
Fiscal Year 2021/22
(Sorted by Assessor's Parcel Number)

Assessor's Parcel Number	Equivalent Benefit Units	Charge
511-491-014-000	1.00	30.00
511-491-015-000	1.00	30.00
511-491-016-000	1.00	30.00
511-491-017-000	1.00	30.00
511-491-018-000	1.00	30.00
511-491-019-000	1.00	30.00
511-491-020-000	1.00	30.00
511-491-021-000	1.00	30.00
511-491-022-000	1.00	30.00
511-491-023-000	1.00	30.00
511-491-024-000	1.00	30.00
511-491-025-000	1.00	30.00
511-491-026-000	0.33	10.00
511-491-027-000	0.33	10.00
511-491-028-000	0.33	10.00
511-491-029-000	1.00	30.00
511-491-030-000	1.00	30.00
511-491-031-000	1.00	30.00
511-491-032-000	0.33	10.00
511-491-033-000	1.00	30.00
511-491-035-000	1.00	30.00
511-501-001-000	1.00	30.00
511-501-002-000	1.00	30.00
511-501-003-000	1.00	30.00
511-501-004-000	1.00	30.00
511-501-005-000	1.00	30.00
511-501-006-000	1.00	30.00
511-501-007-000	1.00	30.00
511-501-008-000	1.00	30.00
511-501-009-000	1.00	30.00
511-501-010-000	1.00	30.00
511-501-011-000	1.00	30.00
511-501-013-000	1.00	30.00
511-501-014-000	1.00	30.00
511-501-015-000	1.00	30.00
511-501-016-000	1.00	30.00
511-501-017-000	1.00	30.00
511-501-018-000	1.00	30.00
511-501-019-000	1.00	30.00
511-501-020-000	1.00	30.00
511-501-021-000	0.33	10.00
511-501-022-000	0.33	10.00
511-501-023-000	0.33	10.00
511-501-024-000	1.00	30.00
Total	7,326.10	\$219,823.64
Total Parcel Count		5,709

McKinleyville Community Services District

BOARD OF DIRECTORS

April 7, 2021

TYPE OF ITEM: **INFORMATIONAL**

ITEM: E.5 **Review Parks & General Fund DRAFT Operating Budget, FY2021-22**

PRESENTED BY: **Colleen M. R. Trask, Finance Director**

TYPE OF ACTION: **None**

Recommendation:

Staff recommends that the Board review, take public comment, and discuss the DRAFT Operating Budget for the Parks/General Fund and Measure B Fund.

Discussion:

The budget was developed based on current costs, trends, and best estimates. Estimates for property tax and Measure B revenue are based on the current year's remittance to date and prior year trends. The information from the Capital Improvements draft budget previously presented to the Board has been modified and incorporated into this draft budget.

The expected revenue for programs and venues for the coming fiscal year is slightly higher than the current FY2020-21 budget, assuming some level of easing on the various restriction orders from the County Health Department or the State. Due to the unexpected extension of lockdown orders this year, a May revision of the currently approved FY20-21 budget will be necessary, so the final budget comparison between FY20-21 and FY21-22 budgets will differ. However, the numbers estimated for FY21-22 are still well below the last non-pandemic year, FY18-19, as shown on the second page of Attachment 1.

There are two additional adjustments that are not pandemic related. One is the total loss of all Leisure classes. This is the result of law AB5, which has in practice eliminated many types of independent contractors from participating in programs like the District's Leisure classes unless they are hired as District employees. The District may see a small increase in venue rental if any of the independent contractors wish to pay for space to offer their classes.

The other possible adjustment is a \$30,000 study on the feasibility of changing Measure B. This is included in the "Other Expenditures – Admin" budget line. Given the currently negative fiscal impact on the community created by the pandemic response, it may be prudent to shift this budget item to the 2022-23 fiscal year. Moving this one item forward a year would bring the Parks budget into balance, though admittedly with very slim margins.

Questions from the Directors on any category item or on the budget overall are welcome and may be brought to the General Manager. The finalized budget will be presented to the Board for formal approval in June.

Alternatives:

Take Action

Fiscal Analysis:

See attached FY2021-22 Parks/General Fund and Measure B Fund DRAFT Operating Budgets.

Environmental Requirements:

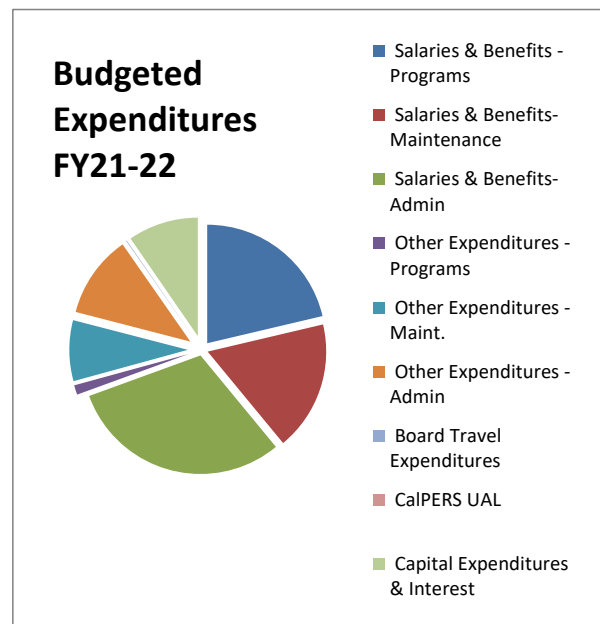
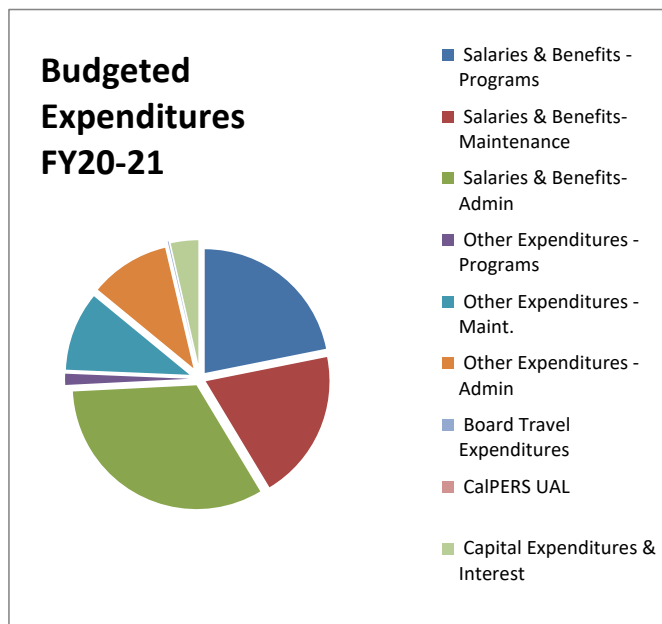
Not applicable

Exhibits/Attachments:

- Attachment 1 – FY2021-22 DRAFT Parks/General Fund Operating Budget
- Attachment 2 – FY2021-22 DRAFT Measure B Operating Budget

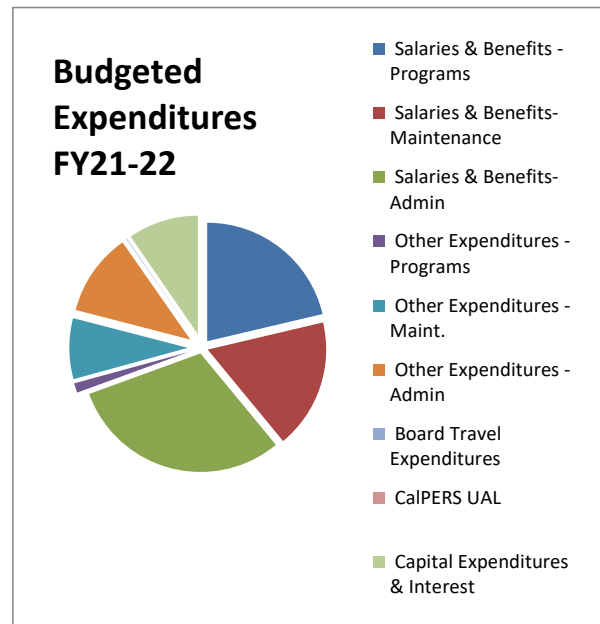
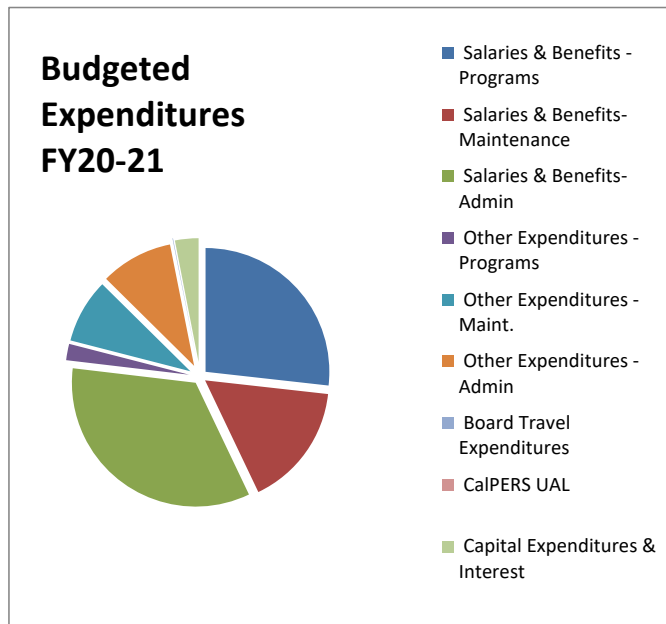
McKinleyville Community Services District
Parks/General Fund DRAFT Operating Budget (Covid19 Lockdowns continuing)
FY 2021-22

Description	Parks/General Fund Approved Budget FY2020-21		Parks/General Fund Proposed Budget FY2021-22		Difference (Memorandum Only)	
Revenues						
Program Fees	206,245	19%	242,280	20%	36,035	0.7%
Facility Fees	37,015	3%	39,150	3%	2,135	-0.2%
Property Taxes	633,841	58%	664,824	54%	30,983	-4.3%
Open Space Fees	115,315	11%	126,600	10%	11,285	-0.3%
Contributions & Other Program	1,300	0%	1,650	0.1%	350	0.0%
Other Revenue	16,912	2%	25,712	2%	8,800	0.5%
Quimby Fees/ Grants/Loans	39,000	4%	105,000	8%	66,000	4.9%
Interest Revenue	45,000	4.1%	35,000	2.8%	(10,000)	-1.3%
Total Revenues	1,094,628	100%	1,240,216	100%	145,588	11.7%
Expenditures						
Salaries & Benefits - Programs	238,156	22%	270,708	21%	32,552	-0.5%
Salaries & Benefits- Maintenance	212,718	20%	224,907	18%	12,189	-1.8%
Salaries & Benefits- Admin	357,588	33%	386,321	30%	28,733	-2.4%
Other Expenditures - Programs	15,850	1%	16,550	1%	700	-0.2%
Other Expenditures - Maint.	112,075	10%	105,245	8.3%	(6,830)	-2.0%
Other Expenditures - Admin	113,022	10%	143,225	11.3%	30,203	0.9%
Board Travel Expenditures	1,100	0.1%	1,100	0.1%	-	0.0%
CalPERS UAL	-	0%	-	0.0%	-	0.0%
Capital Expenditures & Interest	39,000	4%	122,000	10%	83,000	6.0%
Total Expenditures	1,089,509	100%	1,270,056	100%	180,547	14.2%
Excess (Deficit)	5,119		(29,840)			



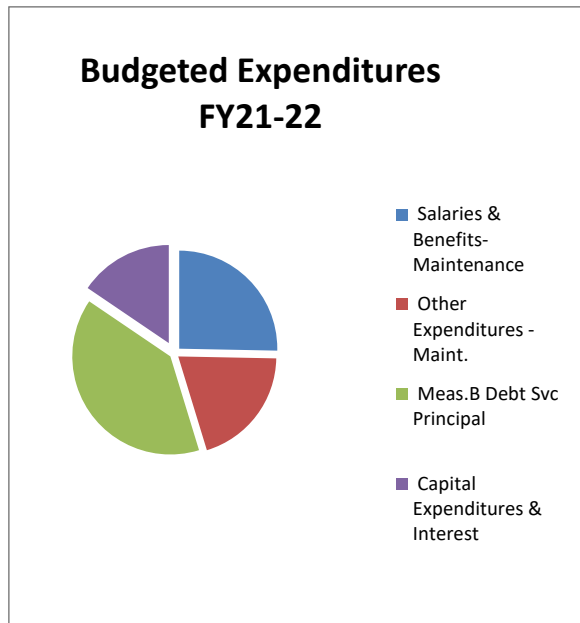
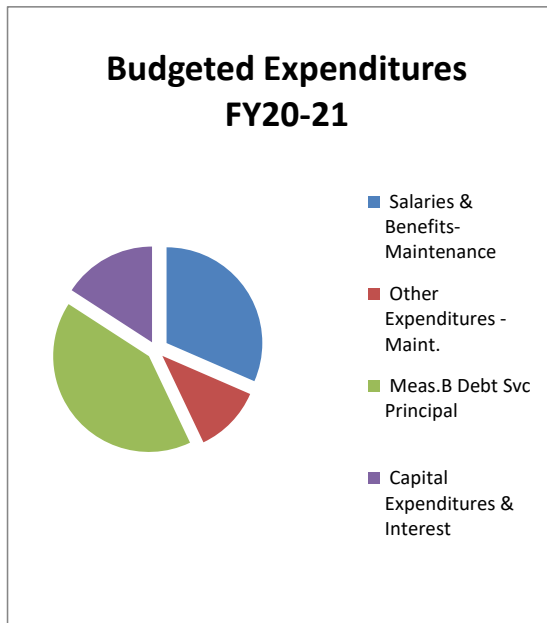
McKinleyville Community Services District
Parks/General Fund DRAFT Operating Budget (Covid19 Lockdowns continuing)
FY 2021-22

Description	Parks/General Fund Actuals FY2018-19		Parks/General Fund Proposed Budget FY2021-22		Difference (Memorandum Only)	
Revenues						
Program Fees	318,424	25%	242,280	20%	(76,144)	-5.1%
Facility Fees	87,948	7%	39,150	3%	(48,798)	-3.6%
Property Taxes	615,380	48%	664,824	54%	49,444	6.1%
Open Space Fees	115,757	9%	126,600	10%	10,843	1.3%
Contributions & Other Program	1,009	0%	1,650	0.1%	641	0.1%
Other Revenue	53,640	4%	25,712	2%	(27,928)	-2.1%
Quimby Fees/ Grants/Loans	23,132	2%	105,000	8%	81,868	6.7%
Interest Revenue	79,282	6.1%	35,000	2.8%	(44,282)	-3.3%
Total Revenues	1,294,571	100%	1,240,216	100%	(54,356)	-4.4%
Expenditures						
Salaries & Benefits - Programs	340,517	27%	270,708	21%	(69,809)	-5.5%
Salaries & Benefits- Maintenance	205,389	16%	224,907	18%	19,518	1.6%
Salaries & Benefits- Admin	431,957	34%	386,321	30%	(45,636)	-3.5%
Other Expenditures - Programs	27,129	2%	16,550	1%	(10,579)	-0.8%
Other Expenditures - Maint.	106,842	8%	105,245	8.3%	(1,597)	-0.1%
Other Expenditures - Admin	120,352	9%	143,225	11.3%	22,873	1.8%
Board Travel Expenditures	824	0.1%	1,100	0.1%	276	0.0%
CalPERS UAL	-	0%	-	0.0%	-	0.0%
Capital Expenditures & Interest	39,000	3%	122,000	10%	83,000	6.5%
Total Expenditures	1,272,011	100%	1,270,056	100%	(1,955)	-0.2%
Excess (Deficit)	22,561		(29,840)			



McKinleyville Community Services District
Measure B Fund DRAFT Operating Budget
FY 2021-22

Description	Measure B Fund Approved Budget FY20-21		Measure B Fund Proposed Budget FY21-22		Difference (Memorandum Only)	
Revenues						
Measure B Assessment	221,132	99%	228,500	98%	7,368	0%
Grants/Contributions	-	0%	-	-	-	0%
Other Revenue	-	0%	-	0%	-	0%
Proceeds from Debt	-	-	-	0%	-	0%
Quimby Fees/ ReservesDraw	-	0%	-	0%	-	0%
Interest Revenue	3,200	1.4%	3,700	0.02	500	0%
Total Revenues	224,332	100%	232,200	100%	7,868	3%
Expenditures						
Salaries & Benefits- Maintenance	70,409	32%	58,756	25%	(11,653)	-6%
Other Expenditures - Maint.	25,500	11%	46,325	20.0%	20,825	9%
Meas.B Debt Svc Principal	92,054	41%	91,000	39.2%	(1,054)	-2%
Capital Expenditures & Interest	35,398	16%	36,000	16%	602	0%
Total Expenditures	223,361	100%	232,081	100%	8,720	4%
Excess (Deficit)	971		119		(852)	



This Page Left Intentionally Blank

McKinleyville Community Services District

BOARD OF DIRECTORS

April 7, 2021

TYPE OF ITEM: **ACTION**

ITEM: E.6 **Initiate Process for General Manager's Annual Performance Evaluation**

PRESENTED BY: **April Sousa, Board Secretary**

TYPE OF ACTION: **Board President Appointment**

Recommendation:

Staff recommends that that the Board discuss, take public comment and ask the Board President to select one Board Member to consolidate all Board Member evaluations and set a schedule.

Discussion:

As noted in the General Manager Employment Agreement, the Board shall review and evaluate the General Manager's performance at least annually in advance of the anniversary date of the effective date of the General Manager Agreement **Attachment 1**. The three (3) month evaluation was completed at the September Board meeting and the six (6) month evaluation at the December Board meeting

During an open public meeting, the Board President will select one Board Member to consolidate all five Board Member evaluations. Once a member of the Board has been selected, a schedule should be established (suggested dates in **bold**) which includes:

- Date to complete and return sealed evaluations to the Board Secretary (**April 16**);
- Date the appointed consolidator will retrieve the evaluations (**April 19**);
- Date for review information to be returned to Board Secretary for confidential distribution (**April 23**); and
- A date for the closed session for the General Manager's performance evaluation (**May 5**).

At tonight's meeting, the Board Secretary will provide all five Board Members with an evaluation form and an envelope to seal and return the form once complete. An electronic version of the evaluation form is available if requested. The Board will fill out the evaluations and provide them to the Board Secretary at the District Office, in the sealed envelope, in accordance with the schedule.

The Board Member selected to consolidate the evaluations will be notified by the Board Secretary that the evaluations by Board Members are completed and ready to pick up. The evaluations will be consolidated by averaging each section and combining any written comments so there will be one evaluation from the Board and one evaluation from the Department Heads.

To finish, at a properly noticed public meeting the Board will convene a closed session to review the consolidated evaluation with the General Manager for the purpose of discussing the General Manager's performance.

Alternatives:

Staff analysis consists of the following potential alternative

- Take No Action

Fiscal Analysis:

Not applicable

Environmental Requirements:

Not applicable

Exhibits/Attachments:

- Attachment 1 – General Manager Employment Agreement, Page 6-7, Paragraph 8: Performance Evaluation
- Attachment 2 – Board of Director's Evaluation Form GM (Blank)
- Attachment 3 – Department Head 360 Performance Evaluation of GM (Blank)

and procedures of the District, including, but not limited to, any across-the-board annual Cost of Living (COLA) or benefits increases granted to regular full-time employees of the District.

On or about each anniversary date of the effective date of this Agreement, the Board shall consider a salary and/or benefits increase for Employee based on the results of the annual performance evaluation described in Paragraph 8 of this Agreement. The determination regarding whether or not to extend a salary and/or benefits increase to Employee is vested in the discretion of the Board, and may be withheld for any reason, including reasons not directly related to Employee's performance such as budget constraints and other circumstances. Employee shall not be entitled to any compensation other than that set forth in this Paragraph 5.

6. Time at Work.

Employee is an exempt employee but is expected to engage in those hours of work that are necessary to fulfill the obligations of the General Manager's position.

It is recognized that Employee must devote a great deal of time to the business of the District outside the District's customary office hours, and to that end Employee's schedule of work each day and week shall vary in accordance with the work required to be performed. Employee acknowledges that he is a managerial employee who works on a salaried basis and is thus exempt from laws governing payment of overtime, and shall have no rights to accrue or receive overtime compensation. Employee shall spend sufficient hours on site to perform the General Manager's duties; however, Employee has the discretion over Employee's work schedule and work location.

7. Outside Activities.

Employee shall not engage in any activities which conflict with or are otherwise incompatible with his duties and responsibilities as the District's General Manager.

8. Performance Evaluation.

- a. The Board shall review and evaluate Employee's performance at least annually in advance of the anniversary of the effective date of this Agreement. In addition, during the first year of his employment, the Board will evaluate Employee's performance after three (3) months and six (6) months of service. Said reviews and evaluations shall be in accordance with specific criteria developed by the Board, utilizing the performance evaluation procedures established in the board policy manual. Guidelines published by California Special Districts Association (CSDA), International City Management Association (ICMA) or other recognized municipal governance association for evaluating executive level managers

may be used where appropriate. The President of the Board shall provide Employee with a written performance evaluation of the Board and provide an adequate opportunity for Employee to discuss his evaluation with the Board. Failure of the Board to provide an evaluation under this section shall not prevent the District from terminating Employee in accordance with Paragraph 9 of this Agreement.


- b. On or before each anniversary date of the effective date of this Agreement, the Board and Employee shall define in writing such goals and performance objectives as they deem necessary for the proper operation of the District, the attainment of the Board's policy objectives and the development of Employee's knowledge and skills.

9. Termination and Severance Pay, and Voluntary Resignation.

- a. Paragraph 2 of this Agreement provides for a fixed initial term of five (5) years, during which term the Board may terminate this Agreement and Employee's employment with the District as follows:

- i. Termination for "Good Cause." The District may terminate Employee's employment at any time for "good cause" without penalty or obligation to Employee other than payment of all accrued salary and benefits. In the event Employee is terminated for good cause following notice and the opportunity to be heard, the District shall have no obligation to pay any severance pay; provided, however, Employee shall be entitled to any salary and unused vacation and other benefits accruals earned up to the date of termination, consistent with the provisions of this Agreement. For the purposes of this Agreement, "good cause" for employment termination shall include, but not necessarily be limited to, any of the following:

- ai. A material breach of the terms of this Agreement, following notice and a reasonable opportunity to correct any noted deficiency or breach, if correction is feasible or reasonably possible;
- aii. Misfeasance or malfeasance in office, established pursuant to notice and an opportunity for Employee to respond in



MCKINLEYVILLE COMMUNITY SERVICES DISTRICT
 Board of Directors' Evaluation Form - General Manager
 Performance Review Period (Insert Date June 1, 2020 through May 5, 2021,

Board Member: _____

Date _____

A. BOARD/MANAGER RELATIONSHIP

5 - Outstanding 4 - Excellent 3 - Satisfactory 2 - Needs Improvement 1 - Unsatisfactory

	5	4	3	2	1
Provides sufficient staff reports and related agenda materials to allow for effective Board discussion/decision-making. Provides information to Board Members in a timely manner. Obtains and evaluates relevant information and implements or recommends appropriate solutions to problems.					
Displays a professional attitude/image that assures public confidence. Makes effort to be accessible and provides consistent and equal treatment to Board Members.					

B. COMMUNITY RELATIONS

5 - Outstanding 4 - Excellent 3 - Satisfactory 2 - Needs Improvement 1 - Unsatisfactory

	5	4	3	2	1
Represents the District well in presentations to civic groups, media and the public and provides a positive, professional image. Sought to develop cooperative working relationships with various outside governmental agencies and other outside groups.					
Promotes community involvement in the District as opportunity allows.					
Enhances community understanding of District's goals and objectives. Deals openly with conflict and District problems.					

C. LEADERSHIP

5 - Outstanding 4 - Excellent 3 - Satisfactory 2 - Needs Improvement 1 - Unsatisfactory

	5	4	3	2	1
Assumes leadership in establishing the immediate and long-range goals & objectives for the District.					
Demonstrates original thinking, ingenuity, and creativity by introducing new strategies or courses of action.					
Plans effectively and supports innovative problem-solving by involving others.					

D. COMMUNICATION

5 - Outstanding 4 - Excellent 3 - Satisfactory 2 - Needs Improvement 1 - Unsatisfactory

	5	4	3	2	1
Promotes and engages in two-way communication with Board					
Is accessible to Board Members. Communicates new ideas, suggestions, and concerns to the Board.					

E. MANAGING FINANCIAL AND MATERIAL RESOURCES

5 - Outstanding 4 - Excellent 3 - Satisfactory 2 - Needs Improvement 1 - Unsatisfactory

	5	4	3	2	1
Identifies District revenue enhancements and cost saving to ensure the District accomplishes important short-term and long-term goals.					
Demonstrates original thinking, ingenuity, and creativity by introducing new financial strategies or courses of action.					
Plans, implements, and directs a comprehensive financial program for the District's long-range economic development.					
Has a general understanding of technical issues affecting the District.					

F. ORGANIZATION

5 - Outstanding 4 - Excellent 3 - Satisfactory 2 - Needs Improvement 1 - Unsatisfactory

	5	4	3	2	1
Develops procedures in response to needs. Implements practices and monitoring results in support of Board policy. Anticipates changes in various situations and the ability to achieve goals despite these changes. Meets schedules (whether set by the General Manager or by others). Sets priorities, understands systems, practices time management, planning, and is committed to quality work.					

H. OVERALL EVALUATION

5 - Outstanding 4 - Excellent 3 - Satisfactory 2 - Needs Improvement 1 - Unsatisfactory

	5	4	3	2	1

Remarks/Comments:

McKINLEYVILLE COMMUNITY SERVICES DISTRICT

**GENERAL MANAGER
360 PERFORMANCE EVALUATION**

Rating categories:

- I** - *Improvement needed for performance to meet expected standards*
- M** - *Performance fully meets expected standards*
- E** - *Performance consistently exceeds standards*

PERFORMANCE FACTORS	I	M	E	COMMENTS
1. QUALITY OF WORK: Consider the extent to which completed work is accurate, neat, well-organized, thorough, and effective				
2. RELATIONSHIPS WITH PEOPLE: Consider the extent to which the GM recognizes the needs and desires of other people, treats other with respect and courtesy, and inspires their respect and confidence, etc.				
3. WORK HABITS: Consider the GM's effectiveness in organizing and using work tools and time, in caring for equipment and materials, in following good practices of vehicle and personal safety, etc.				
4. TAKING ACTION INDEPENDENTLY: Consider the extent to which the GM shows initiative in making work improvements, identifying and correcting errors, initiating work activities, etc.				
5. ANALYZING SITUATIONS AND MATERIALS: Consider the extent to which the GM applies consistently good judgment in analyzing work situations and materials, and in drawing sound conclusions.				
6. MEETING WORK COMMITMENTS: Consider the extent to which the GM completes work assignments, meets deadlines, follows established policies and procedures, etc.				
7. TECHNICAL AND PRACTICAL KNOWLEDGE OF THE JOB: Extensive knowledge of technical elements in own program and related areas; willing to share technical knowledge; viewed as a knowledgeable resource; ability to effectively utilize a variety of resources to resolve administrative and/or program problems.				

**GENERAL MANAGER
360 PERFORMANCE EVALUATION**

Rating categories:

- I** - *Improvement needed for performance to meet expected standards*
- M** - *Performance fully meets expected standards*
- E** - *Performance consistently exceeds standards*

PERFORMANCE FACTORS	I	M	E	COMMENTS
<p>8. SUPERVISING THE WORK OF OTHERS: Creates an environment in which employees are treated with respect. Employees possess a sense of ownership; satisfaction in the District's accomplishments; influence over how things are done, and an understanding of their personal importance to the MCSD. Provides appropriate control over staff activities. Provides timely performance appraisal of subordinate staff. Inspires continuous learning and development of staff. Recognizes and values the contributions of all members of a diverse work force.</p>				
<p>9. LEADERSHIP: Cooperates, inspires, motivates, persuades and guides others toward goal accomplishment; adapts leadership style to a variety of situations; models high standards of honesty, integrity, trust, openness and flexibility; makes sound decisions consistent with District objectives.</p>				
<p>10. FISCAL MANAGEMENT: Understands District costs, debt, cash flow, fixed assets and rate structures and is able to utilize these strategically; Analyzes budget forecasts for accuracy; maintains responsible District costs within Board approved budgets. Timely review and approval of bank reconciliations, journal entries, financial statements, invoices (AP) and payroll.</p>				
<p>11. COMMUNICATION: Proactively informing Board of Departmental and District issues and concerns; Timely collection of information and reports from Departments. Maintains confidentiality of communications.</p>				
<p>12. COMPLIANCE: Demonstrates the ability to maintain the District and all departments in compliance with laws, regulations and reporting requirements</p>				
<p>13. CUSTOMER SERVICE: Shows interest in and understanding of the needs, expectations and circumstance of internal and external customers. Explores options and pursues solutions until customers are satisfied. Is responsive, pleasant, professional and easy to do business with. Looks at the organization and its services from the customer's point of view. Seeks and uses customer feedback to improve services. Meets or exceeds internal and external customer expectations.</p>				

**GENERAL MANAGER
360 PERFORMANCE EVALUATION**

Rating categories:

- I** - *Improvement needed for performance to meet expected standards*
- M** - *Performance fully meets expected standards*
- E** - *Performance consistently exceeds standards*

<p>14. EMPLOYEE SAFETY: Consider whether the employee maintains and ensures training, safety requirements and compliance for supervised employees (i.e. full time, part-time, seasonal, Cal-works, sub-contractors or visitors)</p>				
<p>15. POLICIES AND PROCEDURES: Consider the extent to which the employee maintains compliance with All District Policies and Procedures. Ensures staff is aware of Human Resource and EEO Policies.</p>				
<p>16: IDP: Develops IDP with supervised employees and ensures employee completes all training requirements.</p>				

OTHER EVALUATOR COMMENTS:

SIGNATURE: _____ **N/A** _____

DATE: _____

GENERAL MANAGERS COMMENTS:

SIGNATURE: _____

DATE: _____

McKinleyville Community Services District

BOARD OF DIRECTORS

April 7, 2021

TYPE OF ITEM: **ACTION**

ITEM: E.7 **Approve Notice of Exemption for the SWRCB Recycled Water Planning Grant Implementation at the Pialorsi Property**

PRESENTED BY: **Pat Kaspari, General Manager**

TYPE OF ACTION: **Roll Call Vote**

Recommendation:

Staff recommends that the Board review the provided material, discuss, take public comment, approve the Notice of Exemption for the implementation of the SWR and direct the General Manager to sign and file the NOE (**Attachment 1**) with the Humboldt County Clerk and State Office of Planning and Research.

Discussion:

As the Board is aware, the District has been awarded a Recycled Water Planning Grant from the State Water Resources Control Board (SWRCB). The grant was accepted by the Board at the February 3, 2021 Board Meeting. The scope of work of the grant consists of:

- Soil Testing including installation of test pits and assessment of infiltration rates.
- Development of a Groundwater Monitoring Plan and installation of two to four groundwater monitoring wells.
- Preparation of a Feasibility Report detailing the soils, their permeability and infiltration rates, and recommendations for irrigation rate and schedule.
- Preparation of an Alternatives Assessment, Irrigation System Layout and Final Project Report detailing the recommended irrigation rates and schedules and irrigation layout for the Pialorsi property.

Planning projects are Statutorily Exempt under Section 15262 of CEQA, which states: "A project involving only feasibility or planning studies for possible future actions which the agency, board, or commission has not approved, adopted, or funded does not require the preparation of an EIR or Negative Declaration but does require consideration of environmental factors."

Generally, a Notice of Exemption (NOE) would not have to be filed for this type of planning project, and District Staff was not intending to. However, when obtaining the well permit from the County for the installation of the monitoring wells, the County stated that a Coastal Development Permit (CDP) would be required for the installation of the monitoring wells and the soil test pits. Part of the CDP application is a CEQA document, hence the need to formally approve this NOE

Alternatives:

Staff analysis consists of the following potential alternative:

- Take No Action

Fiscal Analysis:

Cost associated with this action is minimal.

Environmental Requirements:

A Notice of Exemption is required at this time. A Coastal Development Permit is required from Humboldt County for the installation of the Soil Test Pits and Groundwater Monitoring Wells.

Exhibits/Attachments:

- Attachment 1 – CEQA Notice of Exemption for MCSD SWRCB Recycled Water Planning Grant Implementation

Notice of Exemption

Appendix E

To: Office of Planning and Research
P.O. Box 3044, Room 113
Sacramento, CA 95812-3044

County Clerk

County of: _____

From: (Public Agency): _____

(Address)

Project Title: _____

Project Applicant: _____

Project Location - Specific:

Project Location - City: _____ Project Location - County: _____

Description of Nature, Purpose and Beneficiaries of Project:

Name of Public Agency Approving Project: _____

Name of Person or Agency Carrying Out Project: _____

Exempt Status: **(check one):**

- Ministerial (Sec. 21080(b)(1); 15268);
- Declared Emergency (Sec. 21080(b)(3); 15269(a));
- Emergency Project (Sec. 21080(b)(4); 15269(b)(c));
- Categorical Exemption. State type and section number: _____
- Statutory Exemptions. State code number: _____

Reasons why project is exempt:

Lead Agency

Contact Person: _____ Area Code/Telephone/Extension: _____

If filed by applicant:

1. Attach certified document of exemption finding.
2. Has a Notice of Exemption been filed by the public agency approving the project? Yes No

Signature: _____ Date: _____ Title: _____

Signed by Lead Agency Signed by Applicant

Authority cited: Sections 21083 and 21110, Public Resources Code.
Reference: Sections 21108, 21152, and 21152.1, Public Resources Code.

Date Received for filing at OPR: _____

This Page Left Intentionally Blank

McKinleyville Community Services District

BOARD OF DIRECTORS

April 7, 2021

TYPE OF ITEM: **INFORMATION**

ITEM: F.3.A **Support Services – Feb – Mar 2021 Report**

PRESENTED BY: **Colleen M. R. Trask, Finance Director**

TYPE OF ACTION: **None**

FINANCIAL, AUDIT, & BUDGET INFORMATION

The District has \$1,112,304.41 to date in the Trust Account for the next Biosolids Disposal project.

Customer adjustments at January month-end total \$37,166.70, which represents 88.5% of the annual \$42,000 budget for this sub-item. (GL# 501/551-62120)

Total Board Travel as of Dec 31, 2020 remains at \$670.00 which is 3.8% of the approved \$17,500 budget for this item. (GL# 001/005/501/551 62090/62155-888)

Audit/Budget Update:

The draft operating budget for the Parks & Recreation Department will be presented to the Board for discussion and review at the April 2021 Board meeting. The remaining schedule for the Board to review components of the 2021 Budget before final approval is as follows: Water & Wastewater draft operating budget in May. The final completed Budget will be presented for approval in June, before the start of the new fiscal year in July.

The engagement letter for the FY2020-21 audit has been reviewed, signed, and returned to Fedak & Brown for the beginning of the new audit cycle in June.

Treasurer's Report Highlights:

Water Fund capacity fees collected through February totaled \$92,955.52. Wastewater Fund capacity fees of \$174,162.00 were collected through the end of February. No capital contributions have been received yet in FY2020-21. Capital Contributions and Capacity fees are included in the income vs. expenses graphs of the Treasurer's Report, but they are called out separately on the Budget to Actuals report.

The Activity Summary

The Activity Summaries by Fund provides information on revenues and expenses or expenditures for each Fund, both current month and year-to-date. There is also a column showing the year-to-date budget and amounts and percents over or under. Lines that deviate from the calculated budget by more than 10% have an explanatory note. Often, this is no more than a reminder that, while the budget is divided evenly across twelve months, actual expenses often do not follow the same pattern. Other times, there are specific reasons for a deviation, such as contributed construction or the collection of unexpected capacity fees.

The Water and Wastewater Funds are listed first, followed by the graphs showing revenue versus expenses versus budgets. Parks, Measure B, and Streetlights information is given next, with accompanying graphs for each.

OTHER UPDATES

The governor's order to suspend non-payment lock policies remains in effect, and we are seeing slightly more impact, even with staff's continued, concerted attempts to keep people at least reasonably current on their water bills. The current lock list remains longer than normal, but most customers are attempting to pay what is owed. Potential additional bad debt is still being reported as part of the Accounts Receivable total, and has not yet been written off, simply due to the uncertainty of the current situation. It is unknown when or if the governor will rescind the non-lock order. This may cause a spike in the Bad Debt budget detail line by the end of FY 20-21.

Parks Department program revenues were based on the estimation that the pandemic restrictions affecting recreation programs would be lifted during Fiscal Year 20-21. The governor has not lifted the restrictions, and in some cases has increased them. This circumstance will result in a budget line difference greater than 10%, which requires a formal budget modification to be approved by the Board. This is planned for presentation to the Board at the May meeting.

McKinleyville Community Services District

BOARD OF DIRECTORS

April 7, 2021

TYPE OF ITEM: **INFORMATION**

ITEM: F.3.B **Operations Department – February 2021 Report**

PRESENTED BY: **James Henry, Operations Director**

TYPE OF ACTION: **None**

Water Department:

Water Statistics:

The district pumped 34.6 million gallons of water in February. Five water quality complaints were investigated and rectified. Daily, weekly and monthly inspections of all water facilities were conducted.

Double Check Valve Testing:

Annual routine testing was conducted on Routes 2, 3 and 4 along with a minimal number of retests. Customers with failed DCV's were notified to make repairs and call the office to schedule a retest.

Average and Maximum Water Usage:

The maximum water usage day was 1.8 million gallons and the average usage per day was 1.2 million gallons.

Water Distribution Maintenance:

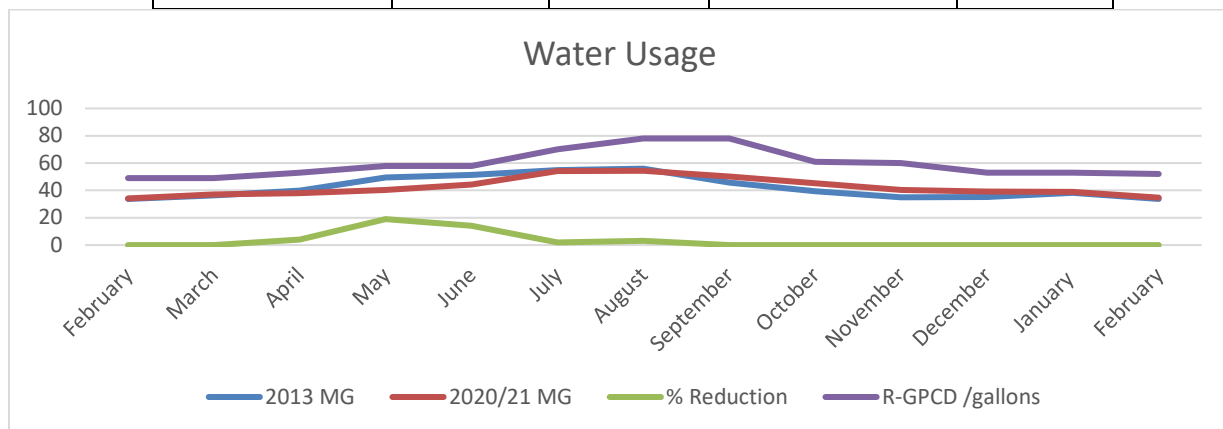
Weekly Bacteria Samples were collected on Schedules 1, 2, 3, and 4 which represent different locations in the water distribution system. The schedules are made up of a sample taken in each pressure zone. A service line leak was repaired on Williams Court. Due to the condition of the pipe, the service line was replaced from the main to the meter. Three other service leaks were repaired due to a bad crimp in the pipe or inadequate backfill. The semi annual Pressure Reducing Valve exercise and maintenance was completed. During the inspections, the valves are exercised, inspected, and calibrated. The Eucalyptus valve had to be taken off-line for a day and repaired due to not calibrating.

Water Station Maintenance:

Monthly inspections and daily routines were conducted at the water stations. Any minor issues found are repaired during inspections, but if they require parts or extensive labor, the issue is documented on the monthly sheet, which will then generate a work order for repairs. Repairs were made to the Cochran generator due to a bad head gasket. The McCluski generator had repairs done on the transfer switch. String trimming and maintenance on pumps and motors was performed at the North bank Station. The PLC at North Bank was programmed to accept new peak hours for pumping times over the weekend due to PG&E modifying their peak usages.

As of July 2014, the District is required to submit a Public Water Monthly Monitoring Report to compare water usage to last year's usage in the same month. I will keep the Board updated each month using the Table below.

	2013 (MG)	2020/21 (MG)	% Reduction	R-GPCD
February	33.751	34.130	(-1)	49
March	36.244	37.145	(-2)	49
April	39.755	38.065	4	53
May	49.407	40.355	19	58
June	51.337	44.200	14	58
July	54.757	54.111	2	70
August	55.908	54.366	3	78
September	45.702	50.074	(-8)	78
October	39.439	45.279	(-13)	61
November	34.879	40.336	(-13)	60
December	35.203	39.076	(-11)	53
January	38.241	38.974	(-2)	53
February	33.751	34.603	(-2)	52



R-GPCD = Residential Gallons Per Capita Day

New Construction Inspections:

Imeson Court: Avarar plans have been reviewed and commented. Engineer sent corrected plans back to staff for review and approval. Waiting for construction to start.

Sewer Department:**WasteWater Statistics:**

30.4 million gallons of wastewater were collected and pumped to the WWMF. 35.2 million gallons of wastewater were treated and discharged to land disposal or reclamation in February.

Sewer Station Maintenance:

Monthly inspections and daily routines were conducted on all sewer stations. The B Street station generator had a water pump fitting repair due to leaking coolant. Staff shimmed all pumps, washed the wet well and lubed pumps and motors at the Kelly Lift Station as part of the quarterly maintenance. The Hiller station wet well washing was also completed. The quarterly wet well washing is done to remove grit, grease and rags from getting sucked into the pumps and causing pump failure. The washing also helps reduce hydrogen sulfide from building up on the concrete walls, which affect the integrity of the well casing.

Sewer Collection System:

Grease traps were inspected at required facilities. Customers that are out of compliance were notified to have their traps pumped and possibly shorten their pumping schedule. Staff has been clearing the C street and B Street Right of ways. This involves string trimming and mowing the 20' easement which straddles the sewer main. The sewer flow totalizers (Smart Covers) have been rotating through the collection system to collect wet weather data and have been monitored via web portal. Staff conducted the quarterly hydro-cleaning of the sewer mains to remove grease and grit from selected areas of concern. This is done using the vac-con and 3000 psi through a spinning nozzle. 18,000 feet of sewer main was cleaned during the quarterly schedule and customers were notified in advance of the cleaning.

Wastewater Management Facility:

Daily and weekly maintenance continues at the treatment plant to perform required service on the equipment. Staff noticed flow was being restricted between Pond 1 and 2, investigated the issue and made corrections. The waste activated sludge pump had to be removed and debris cleared from the inlet due to staff noticing efficiency dropping.

Daily Irrigation and Observation of Reclamation Sites:

Discharge has been going to the River discharge since January 4th. Irrigation pipe has been picked up and placed in storage until we go back to land application. Staff along with equipment removed 3 dump truck loads of garbage and debris from the Pialorsi Ranch near the river due to homeless camps. The Sheriff Department and Fish and Wildlife have been notified of the issues we are having but nothing has been resolved as of this date.

Street Light Department:

One streetlight issue was reported which resulted in a photocell replacement.

Promote Staff Training and Advancement:

Weekly tailgate meetings and training associated with job requirements. Staff received training on Bomb and Robbery threat, Safety Officer Review of EOP and Personal Protective Equipment.

Special Notes:

Monthly river samples were completed.

Monthly Self-Monitoring Reports (DMR/SMR) were submitted.

Public Water Monthly Monitoring report was submitted.

Monthly Water Quality report was sent to the Dept. of Health.

Staff is still separated into teams to avoid possible COVID spread within the staff.

Staff attended Micro-grid progress update meetings.

Staff attended meetings to discuss the Community Forest.

Submitted Annual Volumetric Report to Regional Water Quality.

Quarterly PFAS sampling and report was submitted to the Water Board.

Attended Kick-Off meeting for Recycled Water project

Attended meeting to go over capacity fee study questions from consultant.

Posted new job opening for Utility Maintenance position

Attended meeting with Tesla regarding North Bank and Fischer battery installation.

Changed pump cycles to meet with PG&E's new peak demands.

Reviewed Mainline Rehab project maps and had meeting with GHD to discuss.

Submitted data to GHD for the McCluski Tank grant project.

Staff attended an EOP meeting.

GIS:**Plans and Programs**

5-Year review of Urban Water Management Plan

- Compiling water usage data for each usage sector
- Drafted narrative for usage sectors
- Climate change considerations
- Had a meeting to approve population and water usage projections
- Mailed letter of Notice to other agencies informing them of our UWMP revision time period.

Annual review of MCSD Respiratory Protection Program

Maps Completed/General GIS

Photos of McClusky tank site for new tank grant

GPS'd new facilities installed since January 2021

Updated new facilities within GIS

Create Hydro cleaning map Bonanza

Milk Barn Removal Site Plan Map

Water & Sewer Main Rehab project data review and map production

Misc. Work Completed

Eagle Aerial meeting to discuss Landscape Area Estimate Project

- Reviewed Data from Eagle Aerial based on provided criteria

Posted Job announcement onto website

Doc Star search

USA's

This Page Left Intentionally Blank

McKinleyville Community Services District

BOARD OF DIRECTORS

April 7, 2021

TYPE OF ITEM: **INFORMATION**

ITEM: F.3.C **Parks & Recreation Director's Report for March 2021**

PRESENTED BY: **Lesley Frisbee, Parks & Recreation Director**

TYPE OF ACTION: **None**

TEEN & COMMUNITY CENTER-BOYS & GIRLS CLUB PARTNERSHIP:

Staff continues to meet with BGCR staff weekly. The Teen Club is open Monday- Friday 12:00pm-5:00pm. The Teen Club is running a wide variety of programs including a weekly cooking program, a cycling program, an art program, a community service program and several BGCA national programs such as Power Hour, SMART Girls, SMART Moves and Youth for Unity.

Participants are learning about interpersonal communication and self-awareness in SMART Girls and SMART Moves. Participants get Academic assistance during Power Hour. Last month participants made 25 cards of encouragement to hand to people experiencing homelessness in the community as part of the weekly community service hour.

PARK AND RECREATION COMMITTEE:

The Park and Recreation Committee (PARC) did not meet in March.

PARC member Beth Frink initiated the application to Eureka Natural Foods "Change for Change" program on behalf of MCSD Parks & Recreation. The Change for Change program allows customers to round up their grocery bill donating the extra to a local non-profit for one month.

COMMUNITY FOREST UPDATES:

Staff continues planning and preparing for the acquisition of a Community Forest.

Staff met with staff of Green Diamond Resource Co. on March 1st. Access points were discussed as well as a list of tasks/requirements for the District to fulfill prior to acquisition.

On March 23rd, staff participated in the initial kick-off with Greg Blomstrom and Mark Andre of BBW Associates as well as Katherine Gledhill of West Coast Watersheds and the NCRP for the technical assistance work funded by the NCRP for the development of a community forest management plan.

Trust for Public Lands received the grant agreement for the purchase of the property from the State Natural Resources Agency.

Staff continue to provide the following messaging to the public regarding questions about the future community forest:

- MCSD cannot and will not begin any Community Forest development projects before the property transfer is complete.
- MCSD will not begin any development projects until a Community Forest Management plan is in place.
- Formal Public access to the forest is not likely within the next two years. There is a lot of planning and research that the District will need to do before the Community Forest can be formally accessed by the public.
- Updates on the Community Forest project status will be made at monthly Park and Recreation Committee meetings as well as at monthly MCSD Board of Director meetings. The public is welcome to attend these meetings to get the most recent information on the project.


RECREATION PROGRAM UPDATES:

The Recreational Afternoon Program is running smoothly currently serving 18 elementary school children per day.

Staff completed and submitted two applications for the Statewide Park Development and Revitalization Grant program, one for the expansion and renovation at Pierson Park totaling \$4.1 million and one to develop and construct a BMX track and park at the Washington and School Rd. property totaling \$2.3 million. Award notifications are anticipated in June 2021. (If any Directors are interested in reviewing the applications, feel free to email Lesley).

We are currently hiring Leaders for our Recreation in the Afternoon Program as well as the MUSD Expanded Learning Program that will offer support and assistance during the school day to students participating in distance learning classes. Additionally, as we prepare to begin offering youth sport programming, we are seeking part-time staff to work a summer basketball program and our Tot-letics T-ball program this summer.

Staff hosted a second virtual Paint Night class on March 10th. The class had 7 participants, 3 of which joined the class from out of the state and one other from out of town. The next class will be painting a cute cow (pictured) and will be held on Saturday, April 24. Classes will be held virtually until it is deemed safe to host classes in person again.



PARKS & FACILITY MAINTENANCE:

Several open space zones received mowing, hedging and weeding maintenance and detention basins received clearing as part of the Open Space Maintenance Zone agreements. Downed trees were removed at Hiller trails. The Hiller Sports fields received fertilizer according to the annual schedule. The Parks crew and NHES continue the routine schedule for maintenance on Central Ave. landscaping. Staff continues to keep up with daily/weekly routine facility and vehicle maintenance. Monthly inspections were conducted on all facilities and Open Spaces. Swings at Hiller and Pierson Parks were replaced.

The Park Maintenance Supervisor completed online classes for Certified Playground Safety Instructor.

HUMBOLDT STATE CAPSTONE PROJECT

The HSU students walked the properties this month and gathered historical information from

District files for the project. The students are working on the surveying and mapping of both the North Bank River property and the Hewitt Ranch property, as well as taking an inventory of native and critical plant species as well as invasive plant species on each property and developing a plan/strategy for the removal of invasive plants. The project will be complete by May 2021.

OTHER UPDATES:

- After over 20 years of using District facilities for their church services, New Heart Community Church has found a new home and as of March 28th, is no longer using District facilities for their church services. We have appreciated their use all these years, and now staff are looking forward to taking advantage of the opportunities that additional time and space can provide for new programs.
- Staff attended the McKinleyville Chamber of Commerce Annual Awards Dinner, (held virtually this year) as the District was nominated for Non-profit of the Year. Arcata Fire District won the award, but it was nice to be nominated and recognized amongst the many deserving non-profits serving our community.
- Staff attended a meeting of the Mad River Rotary Club on March 25th and gave a presentation on the proposed BMX track and park project
- The Recreation Director continues to plan and facilitate a series of communication skills workshops for all District staff. These are monthly workshops conducted in small groups. The communication skills topic will culminate in one to two more sessions.
- Staff worked on budget projections for FY 21/22 as well as for the Measure B Engineer's report.
- Staff attended Board meetings for board service on both the McKinleyville Chamber of Commerce Board of Directors, McKinleyville Family Resource Center Board of Directors and the Boys & Girls Club of the Redwoods Board of Directors.
- Staff continues to provide administrative support to the Support Services Dept.

This Page Left Intentionally Blank

McKinleyville Community Services District

BOARD OF DIRECTORS

April 7, 2021

TYPE OF ITEM: **INFORMATION**

ITEM: F.3.D **General Manager's Report for March 2021 Meeting**

PRESENTED BY: **Patrick Kaspari, General Manager**

TYPE OF ACTION: **Information Only**

A summary of activity for the month of March 2021

Cost Savings Related to District Activities – The following is a review of some of the recent cost savings opportunities District staff identified for the month:

• Use of NHE Services =	\$3,672
• SWAP =	\$5,460
• Discounts on Office Supplies	\$401
• Repair Barn - Fischer	\$640
• Repair Generator-Cochran	\$1,200
• Repair Generator-B Str	\$120
• Update North Bank SCADA	\$400
• Install Breaker-Norton Seismic	\$60
• <u>Hiller Station Programming</u>	<u>\$1,600</u>
TOTAL COST SAVINGS FOR FEB	\$13553

The cumulative cost savings for the District to date from July 1, 2020 is \$146,440

District staff are recognized and commended for their continued efforts in looking for cost savings, the use of internal labor, and grant opportunities that result in real savings for the District, ratepayers, and the community.

COVID- 19 – As reported over the last few months, the District submitted a total of \$41,078.46 in claims to the Governor's Office of Emergency Services (CalOES) for Public Assistance for the State and Federally declared disaster FEMA-4482-DR-CA-COVID-19 Pandemic. Costs were associated with the purchase of personnel protective equipment, disinfectant, and employees' time. It looks like we are not going to get reimbursed for any of the computers or employees' time, reducing our claim to approximately \$9,000. We have not yet received any reimbursement from CalOES, although we have heard that they are processing the claim.

We have, however, receive \$12,000 for the claim submitted to the County under the CARES Act to respond to COVID.

We are also closely watching additional funding from the American Rescue Plan COVID Relief Bill. Again, CSD's were not directly obligated any funds, so we will likely have to run any claims through the County. We will continue to track COVID related expenses and opportunities to claim associated costs.

Some District Staff have received vaccinations. The Parks & Rec Staff associated with Early Childhood Education Programs have received immunizations. Various other Staff have also received immunizations through their involvement in outside activities. State and County Guidelines were updated to include water and wastewater staff under Phase 1b. Operations Director Henry contacted County Health and we submitted an updated request form. We received a response from the County stating: *Thanks for contacting us about your community workforce survey. Our Vaccine Team is in charge of the surveys and making decisions about reaching out to community workplaces. The state has only recently recategorized utilities on March 11, and with Humboldt's allocation of supplies, it will take our county some time to meet the eligibilities that the state announces. The Vaccine Team will reach out to you if they have any questions about the information you provided in your workforce survey.* So it doesn't appear that the County will be prioritizing our workers anytime soon. Correspondence with the other Cities and CSDs in the area indicate they are getting the same story from the County.

As of March 25, \$86,375 has been tracked in staff time and expenses directly attributed to COVID-19. We received \$12,000 in CARES Act reimbursement, for a net of \$74,375.

4.5 Gallon Water Tank Project – The District continues work on this Project with Kennedy Jenks (KJ) and their subconsultants. KJ submitted the "Preliminary Design Report" and 30% Design Drawings. All of their other Phase 1 documents are complete except the Biological Reports and the Visual Impact Assessment Report. We have been told that these reports will be completed by mid-April.

As reported last month, the estimated construction cost is significantly higher than the value estimated in the grant application. KJ's construction cost estimate came in at \$9.3M (\$10.3M including engineering and CM) or \$3.1M over the cost estimate submitted with the grant application. The grant was for a total of \$7.2M (\$5.4 Federal share and \$1.8M match). We have reached out to CalOES to see if there are additional grant funds available to cover the shortfall. We have been told there is additional funding, and the District has submitted a letter with the revised cost estimate and a revised Benefit Cost Analysis asking for an additional \$2.33M. This would represent 75% of the additional cost and the District would have to match that with \$777,000 above our original match commitment of \$1.8M. There has been some additional back and forth with CalOES on the additional funding request, so the request is working its way through their system, but we have not received a definitive response yet.

The total District match for the \$10,331,280 project would be \$2,582,820, assuming CalOES/FEMA fund the additional request. \$178,000 was budget for the engineering costs in this Fiscal Year, along with \$900,000 budgeted for Water Rehabilitation projects. The remaining are being budgeted for in the 2021/22 and 2022/23 Fiscal Years. We will wait until we get a

formal response from CalOES and then bring back costs to the Board, including with the 2021/22 Fiscal Year budget.

No additional update from Doug Shaw of American Hospital Group since our meeting in February with regards to finalize negotiations on the property purchase. We will continue to follow up with him.

Water and Sewer Mainline Master Plan Phase 3c – GHD is working on the methodology for the prioritization of the repairs and the updating of the replacement schedule. GHD has submitted a Draft Risk Analysis detailing which pipes should be replaced first, second, etc. District Staff reviewed the analysis and will provide comments. The intent is to begin the first replacement design in the 2021/22 Fiscal Year, and potentially start replacing pipes in the summer of 2022.

SRF Energy Efficiency WWMF Micro-grid Project – Ameresco has submitted the Pre-design Report, the 90% design of the solar array, and the 90% design for the Battery Bank. District Staff and GHD provided comments on the design plans and report, and the comments will be incorporated into the 100% design submittals.

There has been much discussion about the change order associated with moving the design to the Pond 5 area. The original Design/Build Contract amount with Ameresco is for \$2,065,520 with a \$206,552 contingency. The High Level Report prepared by Ameresco in August 2020 had the cost to move the solar array to the Pond 5 area at \$2.8M. Since approving the relocation, we have been waiting for Ameresco to provide us formal costs to prepare the contract change order required. We discussed this with Ameresco and agreed to move forward until a final, firm cost of the construction is obtained, and then we would negotiate this change order. We received a bottom line cost this last month listing a price of \$3.6M+, with absolutely no back-up for how this number was reached. The District and GHD pushed back on this cost, and Ameresco is supposed to be preparing a detailed breakdown. We also talked to some local contractors that Ameresco had supposedly contacted, and asked them to submit costs for the construction to Ameresco. We have heard that these costs came in much lower, but we are still waiting on finalized costs. This project is funded by a \$2.5M grant/\$2.5M loan from the State Water Resources Control Board.

TESLA Batteries – As the Board is aware, Tesla has submitted grant applications on the District's behalf to PG&E for their Self Generation Incentive Program (SGIP). Applications were submitted for the Ramey Pump Station, the Fischer Lift Station, and the Wastewater Management Facility. As previously reported, the battery bank for the WWMF has been removed from the Tesla contract and added back into the Ameresco Microgrid contract. Tesla has completed the design process for the Ramey and Fischer sites were intending to start the construction in mid-April. They are still waiting for PG&E approval on the Fischer Station however and the start of construction maybe delayed.

Local Limits – Operations Director Henry has finalized the Local Limits Study Report with Freshwater Environmental Services and submitted it to the North Coast Regional Water Quality Control Board for their review and approval. The Study compares the levels of various constituents (BOD, TSS, etc.) as it travels through the collection system, through the treatment process and effluent disposal to calculate the load and removal of constituents. This information was then used to establish how much of various constituents can be discharged by individual, generally commercial, users. After the Regional Boards reviews and approves the report, we will bring recommendations to the Board for changes to our local discharge limits for further review and discussion.

Sewer Undercrossing Project – GHD has completed and submitted the Phase 1 reports to CalOES and FEMA for this project. The 30% Basis of Design Report as well as the biological and cultural resource environmental reports were formally submitted the first part of February. This completes the District's tasks agreed to under Phase 1 of the Hazard Mitigation Grant. FEMA now needs to complete their National Environmental Policy Act (NEPA) review and issue a Finding of No Significant Impact (FONSI) to release the Phase 2 funding of the grant. The finding of cultural resources adjacent to one of the sites will likely delay the NEPA review, and FEMA will likely reach out to the Tribes to do a government-to-government consultation. There are other wetland areas adjacent to some of the sites and there will have to be mitigation measures put in place for the work, but nothing that we think cannot be mitigated for.

The 30% Basis of Design Report also had an Opinion of Probably Construction Cost for the three crossing of \$5,650,000. This is \$3,513,000 more than the Hazard Mitigation Grant construction cost estimate. The overall estimated construction, engineering, and permitting costs is \$6,760,130 or \$3,512,800 more than the original grant cost estimate. District Staff completed a formal letter request and submitted it to CalOES staff to see if there is additional grant funding available in this Hazard Mitigation Grant Disaster Request. We have not heard back yet. If there is available grant funding to cover a portion of this cost, at a minimum, the District's share would still approximately double from \$801,100 to \$1,724,350. Once we hear back from CalOES on available funding, we will bring this and the 4.5MG Tank funding back to the Board to approve funding options.

Pialorsi Ranch Property – The District is proceeding on the installation of the irrigation piping infrastructure on the ranch, as well as the restoration of the house. GHD has begun working on the new recycled water grant to facilitate the irrigation design. They will be performing the infiltration studies and soil assessment by the end of March. However, the County has required a Coastal Development Permit for the installation of the monitoring wells to monitor groundwater elevations. Once the MCSD Board approves the Notice of Exemption Document at the April Board Meeting, this will be submitted with the Coastal Development Permit application to the County.

The Sousa's have moved in and continue the restoration work on the house including the flooring and painting. Their presence has also helped to ensure that the District is aware of

what is happening in and around the property and they have been making contacts with the neighbors. Their presence in the house is a definite asset to the District. It has also highlighted the impacts that the houseless camps have been having on the property along the river.

The remediation work for the PCB impacts to the Milk Barn by North Coast Environmental Construction has begun. They have started with the lead and asbestos abatement and will then move into the demolition and PCB impacted soil abatement in the near future. However, when the permit from the Air Board for the demolition of the Building was sent to the County for review, County Planning said we needed a building permit. After extensive calls from Gm Kaspari to County Staff, it was confirmed that we indeed do not need a building permit. However, we were told we need to obtain a Coastal Development Permit including a historic structure report. Staff continues to work on that with no indication of when it will be accomplished.

Andy Titus has also taken over the hay lease for the Fischer and Pialorsi properties. Operations Director Henry continues to coordinate with Mr. Titus on working on both properties.

Reporting by Sheriff's office, County Public Work, County DHHS – A regular meeting has been scheduled with President Mayo, GM Kaspari, Supervisor Madrone, and Maya Conrad, the current President of the McKinleyville Municipal Advisory Committee (MMAC), to occur on the last Monday of every month to discuss various topics of concern to all three organizations and the community. This month's meeting was rescheduled and will be reported in next month's GM Report.

Grant Applications – As mentioned in previous GM Reports, we have heard that the \$15,000 Community Forest Technical Assistance grant from the North Coast Resource Partnership to assist with a Forest Management Plan will be funded. We had the first Kick-off Meeting on that grant with the NCRP and Consultants that will be doing the work. This is reported under Parks & Rec Director's Community Forest Report.

As reported at the February Board Meeting, we heard three of the Notice of Interests (NOIs) submitted to CalOES for this round of their Hazard Mitigation Grant Program were approved including: 1) the Forest Fire Management Plan for the Community Forest, Hewitt Preserve and Hiller areas, 2) the installation of a new water line crossing of the Mad River; and 3) the replacement of the McCluski Tanks. The McCluski Tanks and the Mad River Crossing full grant applications were submitted to CalOES before the March 5th due date.

Parks & Rec. Director Frisbee also submitted the Prop. 68 Parks grant for the Skate Park, upgrades to Azalea Hall and Pierson Park, and the BMX site development as reported in Parks & Recreation Directors Frisbee's report.

Meetings –The General Manager attended various meetings in March including a Special MMAC Board Meeting on the Town Center and the MMAC regularly scheduled Board Meeting,

as well as a two meetings with CalOES on the HMG program, several meetings with the consultant and contractor for the Microgrid project, several meetings on the Recycled Water Grant project, several progress meetings on the Water & Sewer Master Planning Project, a CalPERS unfunded accrues liability presentation, and Urban Water Management Plan preparation meetings with District Staff and HBMWD staff.

The GM also presented at the State of McKinleyville presentation put on by the McKinleyville Chamber of Commerce, and attended the annual Chamber Awards dinner with P&R Director Frisbee and Rec. Coordinator Kirsten Messmer, who also serves on the Chamber Board. The District was nominated and made the short list for the Non-Profit of the Year.

The GM also attended several meetings on the Community Forest, including meetings with Trust for Public Lands and Green Diamond as well as with the North Coast Resource Partnership and BBW, an Emergency Operations Committee, and meetings and interviews on the replacement for Customer Service Representative-Jennifer Olsen and Finance Director Trask.

Attachments:

- Attachment 1 – WWMF Monthly Self-Monitoring Report

PHYSICAL ADDRESS:1656 SUTTER ROAD
McKINLEYVILLE, CA 95519**MAILING ADDRESS:**P.O. BOX 2037
McKINLEYVILLE, CA 95519

mckinleyvillecsd.com

MAIN OFFICE:PHONE: (707) 839-3251
FAX: (707) 839-8456**PARKS & RECREATION OFFICE:**PHONE: (707) 839-9003
FAX: (707) 839-5964R.W.Q.C.B. NORTH COAST REGION
5550 SKYLANE BLVD., SUITE A
SANTA ROSA, CA 95403

March 17, 2021

RE: MONTHLY MONITORING REPORT

Dear Justin:

Enclosed is the Monthly Monitoring Report for February 2021 for McKinleyville Community Services District Wastewater Management Facilities WDID NO. 1B82084OHUM, operating under Order Number R1-2018-0032.

The normal discharge of effluent was 28 days going to 001. The required monitoring and water quality constituents that were tested and reported was in compliance in February.

Effluent Limitations Parameters	Units	Average Monthly	Average Weekly	Avg. % Removal	Max Daily	Instant Max	Instant Min	Results
Monitoring Location EFF- 001								
BOD	mg/L	30	45	>85				Compliance
TSS	Mg/L	30	45	>85				Compliance
PH	s.u.					6.5	8.5	Compliance
Settleable Solids	ml/L	0.1			0.2			Compliance
Chlorine Total Residual	mg/L	0.1			0.2			Compliance
Carbon Tetrachloride	ug/L	.25			.75			Compliance
Ammonia Impact Ratio	mg/L	1.0			1.0			Compliance
Dichlorobromomethane	ug/L	.56			1.4			Compliance
Monitoring Location LND-001, REC-001								
Nitrate		10						N/A
PH		6.0- 9.0	6.0 – 9.0					N/A

Total Coliform Organisms MPN/100 ml. The Monthly Median not to exceed MPN of 23 and the daily maximum not to exceed MPN of 240. The reported results for the month of February are as follows. Median was <1.8 and a Maximum of 2.0. Four samples were collected in the month of February and was in compliance.

Acute Toxicity Percent Survival. Minimum for any bioassay is 70% survival. Median for three or more consecutive bioassays at least 90% survival. Acute results were 100% and TST Pass for Rainbow trout.

Monthly River Monitoring was conducted in February.

MCKINLEYVILLE COMMUNITY SERVICES DISTRICT WASTEWATER MANAGEMENT FACILITY MONITORING DATA

MONTH: February 2021

DATE	EFFLUENT FLOW			EFFLUENT MONITORING			EFFLUENT MONITORING			EFFLUENT MONITORING			EFFLUENT MONITORING			EFFLUENT MONITORING					
	M.G.D.	M.G.D.	M.G.D.	MAXIMUM GPM	RIVER CFS	RIVER Dilution	B.O.D. mg/L	TSS mg/L	CL-RES	CL-RES	RIVER CL-RES	SETTLABLE SOLIDS	TOTAL COLIFORM	TIME	PH	TEMP. D.O.	TIME	PH	TEMP. D.O.		
1	1.094	1.428	1.651	3570	971		7.1	12.7	1.9	0.00	0.00		<1.8	13:30	6.7	11.0	13:30	6.7	11.2	12.9	
2	1.101	1.480	1.490	6740	2030		6.8	12.4	1.8	0.00	0.00										
3	1.114	1.504	1.524	4480	1319		7.0	12.1	2.0	0.00	0.00										
4	1.054	1.517	1.612	4450	1239		6.9	13.0	1.9	0.00	0.00										
5	1.017	1.445	1.477	3200	972	200	6.9	13.0	4.6	2.0	0.00	<0.1									
6	1.033	1.405	1.413	2410	766		7.1	12.1	2.0	0.00	0.00										
7	1.061	1.378	1.382	1990	646		7.2	12.1	2.2	0.00	0.00										
8	0.978	1.102	1.146	1640	642		7.2	12.1	2.1	0.00	0.00		<1.8								
9	0.933	1.095	1.243	1360	491		7.1	12.6	1.1	0.00	0.00			14:05	6.5	11.3	11:3	14:17	6.6	10.5	11.3
10	0.964	1.102	1.233	1160	422		7.2	12.7	2.6	0.00	0.00										
11	1.031	1.065	1.168	1040	400		7.2	13.0	2.1	0.00	0.00										
12	1.081	1.104	1.190	3520	1328	430	7.1	13.3	3.0	2.0	0.00	<0.1									
13	1.164	1.138	1.082	5570	2311		7.0	13.7	1.9	0.00	0.00										
14	1.166	1.169	1.175	5130	1960		6.8	13.4	2.0	0.00	0.00										
15	1.304	1.181	1.017	10300	4546		6.8	13.9	1.8	0.00	0.00										
16	1.186	1.205	1.086	7570	3129		7.0	13.3	2.0	0.00	0.00		<1.8	16:00	6.6	13.3	11:0	16:15	6.8	12.6	10.8
17	1.100	1.242	1.235	5020	1825		7.3	13.2	1.6	0.00	0.00										
18	1.125	1.247	1.248	3780	1360		7.1	13.6	1.7	0.00	0.00										
19	1.160	1.247	1.199	5570	2085	220	7.0	13.5	ND	3.2	0.00	<0.1									
20	1.234	1.245	1.112	6580	2656		7.1	13.4	1.9	0.00	0.00										
21	1.184	1.256	1.248	4940	1777		6.8	12.9	1.9	0.00	0.00										
22	1.111	1.259	1.331	3900	1315		7.0	13.4	1.6	0.00	0.00		2								
23	1.087	1.261	1.314	3300	1127		7.2	13.1	1.7	0.00	0.00			16:05	6.6	14.2	11:0	16:20	6.7	12.7	10.8
24	1.072	1.248	1.415	2760	876		7.2	13.6	1.8	0.00	0.00										
25	1.037	1.203	1.306	2350	808		7.0	13.0	1.7	0.00	0.00										
26	1.008	1.227	1.266	2010	713	300	7.2	13.4	5.0	3.2	0.00	<0.1									
27	1.023	1.254	1.307	1710	587		7.1	12.1	1.8	0.00	0.00										
28	1.056	1.264	1.296	1490	516		7.1	12.1	1.8	0.00	0.00										

MONTHLY TESTS EFF-001 DISCHARGE TO RIVER

Ammonia Impact	Ammonia	Nitrite	Nitrate	Phosphate	As Phthalate	Carbon Tetrachloride	Chlorobromomethane	Dichlorobromomethane	Trichlorobromomethane
0.08	1.40	2.0	76	6.3	DNQ 16	ND	ND	DNQ 30	N/A

MONTHLY TESTS LND-001, REC-001 DISCHARGE TO PERC PONDS and LAND

Organic Nitrogen	TDS	AMMONIA	NITRATE/NITRITE	SODIUM CHLORIDE/BORON	Quarternary Tests	Value (in sig)
N/A	N/A	N/A	N/A	N/A	Ammonium	ND
					Chloride	7.15
Date	Species	157	basifical			
2/25/2021	Rainbow Trout	Pass				

MONTHLY RIVER RSW-001										MONTHLY RIVER RSW-002										
TSS	Hardness	Ammonia	Sulfadiazine	Turbidity	PER	Hardness	Ammonia	Conductivity	Turbidity	BOD	BOD	TSS	TSS	% Removal	LBS/DAY	% Removal	LBS/DAY	% Removal	LBS/DAY	
57	59	ND	0.0	55.1	77	57	ND	92	55	3	24	3	27	99	3	27	99	3	27	99
30 DAY AVERAGE										30 DAY AVERAGE										
3										3										
BOD & TSS										BOD & TSS										
mg/L										mg/L										
3										3										
EFF-001										EFF-001										
REC-001										REC-001										
Quarternary										Quarternary										
Permit Exceedance										Permit Exceedance										

Remarks:

**McKINLEYVILLE COMMUNITY SERVICES DISTRICT
WASTEWATER MANAGEMENT FACILITY
EFFLUENT DISCHARGE DISPOSAL**

FEBRUARY 2021

Discharge Monitoring DATE	002 INF-001 INFLUENT MGD	002 EFF-001 EFFLUENT MGD	MAXIMUM GPM	002 LND-001 N.POND MGD	002 LND-001 S.POND MGD	004 REC-001 FISCHER MGD UPPER	003 REC-001 FISCHER MGD LOWER	006 REC-001 PIALORSI MGD	005 REC-001 HILLER MGD	IRRGATE TOTAL MGD	001 EFF-001 RIVER MGD
1	1.094	1.428	1651							0.000	1.428
2	1.101	1.480	1490							0.000	1.480
3	1.114	1.504	1524							0.000	1.504
4	1.054	1.517	1612							0.000	1.517
5	1.017	1.445	1477							0.000	1.445
6	1.033	1.405	1413							0.000	1.405
7	1.061	1.378	1382							0.000	1.378
8	0.978	1.102	1146							0.000	1.102
9	0.933	1.095	1243							0.000	1.095
10	0.964	1.102	1233							0.000	1.102
11	1.031	1.065	1168							0.000	1.065
12	1.081	1.104	1190							0.000	1.104
13	1.164	1.138	1082							0.000	1.138
14	1.166	1.169	1175							0.000	1.169
15	1.304	1.181	1017							0.000	1.181
16	1.186	1.205	1086							0.000	1.205
17	1.100	1.242	1235							0.000	1.242
18	1.125	1.247	1248							0.000	1.247
19	1.160	1.247	1199							0.000	1.247
20	1.234	1.245	1112							0.000	1.245
21	1.184	1.256	1248							0.000	1.256
22	1.111	1.259	1331							0.000	1.259
23	1.087	1.261	1314							0.000	1.261
24	1.072	1.248	1415							0.000	1.248
25	1.037	1.203	1306							0.000	1.203
26	1.008	1.227	1266							0.000	1.227
27	1.023	1.254	1307							0.000	1.254
28	1.056	1.264	1296							0.000	1.264
TOTAL	30.478	35.271		0.000	0.000	0.000	0.000	0.000	0.000	0.000	35.271
AVERAGE	1.089	1.260	1292	0.000	0.000	0.000	0.000	0.000	0.000	0.000	1.260
MAXIMUM	1.304	1.517	1651	0.000	0.000	0.000	0.000	0.000	0.000	0.000	1.517
MINIMUM	0.933	1.065	1017	0.000	0.000	0.000	0.000	0.000	0.000	0.000	1.065
DAYS	28	28	28	0	0	0	0	0	0	0	28
DAYS WITH NO DISCHARGE =											

MCKINLEYVILLE COMMUNITY SERVICES DISTRICT
WASTEWATER MANAGEMENT FACILITY
RIVER CFS - EFFLUENT FLOWS -

M-003

RIVER DILUTION

M-004

M-005

February 2021

DATE	INF-001 INFLUENT MGD	EFF-001 EFFLUENT MGD	EFFLUENT MAXIMUM GPM	M-002 PERK PONDS MGD	M-006 IRRIGATE MGD	EFF-001 RIVER MGD	RIVER DILUTION 100:1	MAXIMUM G.P.M. DISCHARGE FOR 100:1	RIVER FLOW IN CFS	RIVER FLOW IN GPS
------	----------------------------	----------------------------	----------------------------	-------------------------------	--------------------------	-------------------------	----------------------------	---	-------------------------	-------------------------

1	1.094	1.428	1651			1.428	971	16024	3570	26707
2	1.101	1.48	1490			1.480	2030	30253	6740	50422
3	1.114	1.504	1524			1.504	1319	20109	4480	33515
4	1.054	1.517	1612			1.517	1239	19974	4450	33290
5	1.017	1.445	1477			1.445	972	14364	3200	23939
6	1.033	1.405	1413			1.405	766	10818	2410	18029
7	1.061	1.378	1382			1.378	646	8932	1990	14887
8	0.978	1.102	1146			1.102	642	7361	1640	12269
9	0.933	1.095	1243			1.095	491	6104	1360	10174
10	0.964	1.102	1233			1.102	422	5207	1160	8678
11	1.031	1.065	1168			1.065	400	4668	1040	7780
12	1.081	1.104	1190			1.104	1328	15800	3520	26333
13	1.164	1.138	1082			1.138	2311	25002	5570	41669
14	1.166	1.169	1175			1.169	1960	23027	5130	38378
15	1.304	1.181	1017			1.181	4546	46233	10300	77054
16	1.186	1.205	1086			1.205	3129	33979	7570	56631
17	1.100	1.242	1235			1.242	1825	22533	5020	37555
18	1.125	1.247	1248			1.247	1360	16967	3780	28278
19	1.160	1.247	1199			1.247	2085	25002	5570	41669
20	1.234	1.245	1112			1.245	2656	29535	6580	49225
21	1.184	1.256	1248			1.256	1777	22174	4940	36956
22	1.111	1.259	1331			1.259	1315	17506	3900	29176
23	1.087	1.261	1314			1.261	1127	14812	3300	24687
24	1.072	1.248	1415			1.248	876	12389	2760	20648
25	1.037	1.203	1306			1.203	808	10548	2350	17580
26	1.008	1.227	1266			1.227	713	9022	2010	15037
27	1.023	1.254	1307			1.254	587	7676	1710	12793
28	1.056	1.264	1296			1.264	516	6688	1490	11147

TOTAL	30.478	35.271		0.000	0.000	35.271				
AVERAGE	1.089	1.260	1292	0.000	0.000	1.260	1386	17239	3841	28732
MAXIMUM	1.304	1.517	1651	0.000	0.000	1.517	4546	46233	10300	77054
MINIMUM	0.933	1.065	1017	0.000	0.000	1.065	400	4668	1040	7780
DAYS	28	28	28	0	0	28				

DAYS WITH NO DISCHARGE TO THE MAD RIVER = 0